

IBM iLC300 会议投影仪



# IBM iLC300 会议投影仪用户指南

第一版（2003 年 4 月）

© Copyright International Business Machines Corporation 2003. All rights reserved.

# 目录

安全	v
前言	vii
注册您的选件	viii
第 1 章 介绍	1
第 2 章 安装投影机	3
显示计算机图像	5
首次与 Windows 98 一起使用投影机	6
调整图像	6
第 3 章 与视频设备一起使用投影机	9
显示视频图像	10
第 4 章 使用投影机功能	11
使用键区按钮	11
使用遥控器	12
遥控器的故障诊断	13
使用音频	13
连接外接扬声器	14
音频的故障诊断	14
优化计算机图像	14
演示功能	14
Presentation Director	15
优化视频图像	15
定制投影机	15
关闭投影机	16
屏幕保护	16
电源节能	16
关闭投影机	16
第 5 章 使用菜单	17
Picture 菜单	17

高级设置	18
Settings 菜单	20
附录 A. 维护	23
清洁镜头	23
更换投影灯	23
复位灯计时器	24
使用安全锁	24
附录 B. 设置的故障诊断	25
附录 C. 规格	27
附录 D. Warranty information	29
Warranty period	29
Service and support	29
Warranty information on the World Wide Web	29
Online technical support	29
Telephone technical support	30
IBM Statement of Limited Warranty Z125-4753-06	
8/2000	31
Part 1 - General Terms	31
Part 2 - Country-unique Terms	33
附录 E. European Union warranty information	41
附录 F. Notices	43
Trademarks	44
Electronic emission notices	44
Federal Communications Commission (FCC)	
statement	44



---

# 安全

Before installing this product, read the Safety Information.

مج، يجب قراءة دات السلامة

Antes de instalar este produto, leia as Informações de Segurança.

在安装本产品之前，请仔细阅读 **Safety Information** (安全信息)。

Prije instalacije ovog produkta obavezno pročitajte Sigurnosne Upute.

Před instalací tohoto produktu si přečtěte příručku bezpečnostních instrukcí.

Læs sikkerhedsforskrifterne, før du installerer dette produkt.

Ennen kuin asennat tämän tuotteen, lue turvaohjeet kohdasta Safety Information.

Avant d'installer ce produit, lisez les consignes de sécurité.

Vor der Installation dieses Produkts die Sicherheitshinweise lesen.

Πριν εγκαταστήσετε το προϊόν αυτό, διαβάστε τις πληροφορίες ασφάλειας (safety information).

לפני שתתקינו מוצר זה, קראו את הוראות הבטיחות.

A termék telepítése előtt olvassa el a Biztonsági előírásokat!

Prima di installare questo prodotto, leggere le Informazioni sulla Sicurezza.

製品の設置の前に、安全情報をお読みください。

본 제품을 설치하기 전에 안전 정보를 읽으십시오.

Пред да се инсталира овој продукт, прочитајте информацијата за безбедност.

Lees voordat u dit product installeert eerst de veiligheidsvoorschriften.

Les sikkerhetsinformasjonen (Safety Information) før du installerer dette produktet.

Przed zainstalowaniem tego produktu, należy zapoznać się z książką "Informacje dotyczące bezpieczeństwa" (Safety Information).

Antes de instalar este produto, leia as Informações sobre Segurança.

Перед установкой продукта прочтите инструкции по технике безопасности.

Pred inštaláciou tohto zariadenia si pečítajte Bezpečnostné predpisy.

Pred namestitvijo tega proizvoda preberite Varnostne informacije.

Antes de instalar este producto lea la información de seguridad.

Läs säkerhetsinformationen innan du installerar den här produkten.

安裝本產品之前，請先閱讀「安全資訊」。

## 前言

“IBM iLC300 会议视频投影仪”可用于商务演示和家庭娱乐，而且易于连接、使用和维护。

除了本用户指南，选件包还包含以下内容：

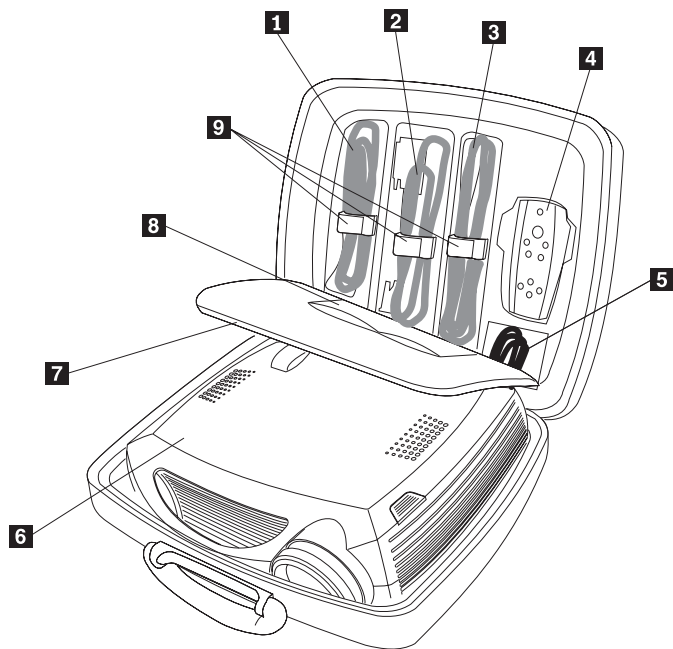


图 1. 标准配件

- 1** 计算机电缆
- 2** 电源电缆
- 3** 复合视频电缆
- 4** 遥控器
- 5** 音频电缆
- 6** 投影仪
- 7** 快速安装卡和支持卡
- 8** 存有《用户指南》的 CD 和安全卡
- 9** 着有颜色的电缆线

如果上述列出的任何一项缺少或损坏，请联系您的购买处。请确保保存您的购货凭证；在接收保修服务时可能需要此凭证。

有关投影仪可选配件的信息，请访问 IBM 站点 [www.ibm.com/pc/support/](http://www.ibm.com/pc/support/)。

---

## 注册您的选件

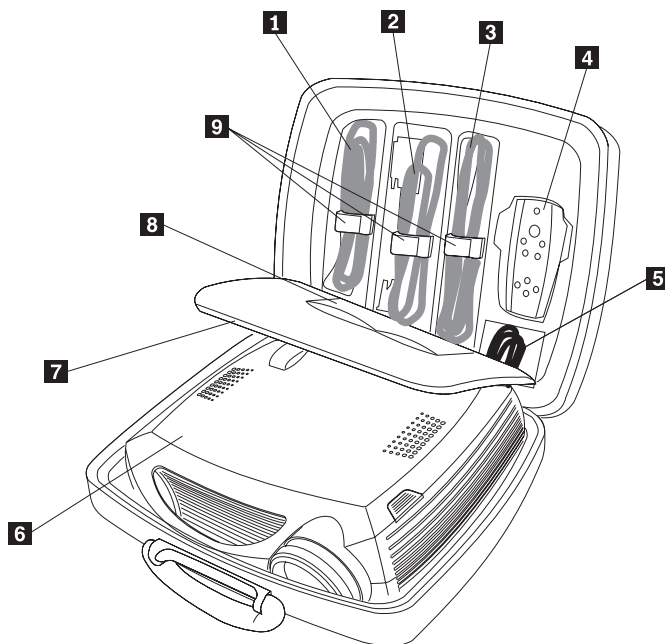
感谢您购买本 IBM 产品。请花一点时间注册您的产品并向我们提供有助于 IBM 将来更好地为您服务的信息。您的反馈对于我们在开发对您相当重要的产品和服务，以及寻找更好的方式以便与您沟通方面具有重要价值。请在 IBM 站点 [www.ibm.com/pc/register/](http://www.ibm.com/pc/register/) 上注册您的选件。

IBM 将向您发送您所注册的产品信息和更新材料，除非您在 Web 站点的调查表中表明您不希望接受进一步的信息。

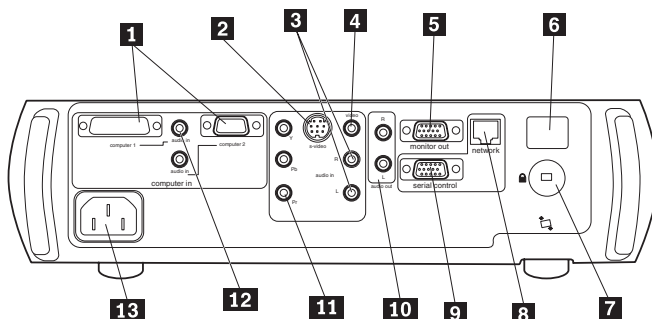


## 第 1 章 介绍

该投影仪附带提供了一个手提箱，其中还存放了配件物品，比如投影仪遥控器、着有颜色的电缆、文档和 CD。着有颜色的电缆和电线使安装更为简单，而手提箱是为了帮助您有条理的存放并保护配件而设计的。



- **1** 计算机电缆
- **2** 电源电缆
- **3** 复合视频电缆
- **4** 遥控器
- **5** 音频电缆
- **6** 投影仪
- **7** 快速安装卡和支持卡
- **8** 存有《用户指南》的 CD 和安全卡
- **9** 着有颜色的电缆线



- **1** 计算机 1 和 2
- **2** S-video
- **3** 音频
- **4** 复合视频
- **5** 计算机监视器
- **6** 遥控器接收器
- **7** 锁
- **8** 网络接口
- **9** 串行接口
- **10** 外接扬声器（音频输出）
- **11** 组件视频
- **12** 计算机 1 和 2 音频
- **13** 电源接口

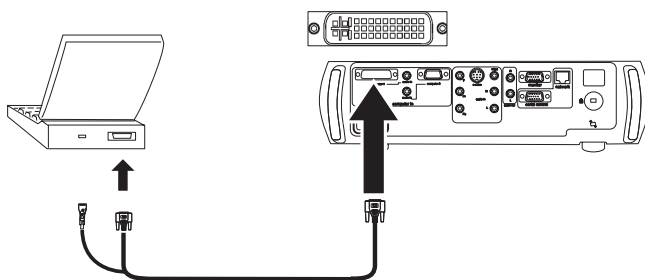
## 第 2 章 安装投影仪

本章提供有关放置投影仪、连接计算机信号源、与 Windows® 98 一起使用投影仪以及显示和调整计算机信号源图像的信息。

**注：**可以与 Presentation Director 一起使用投影仪以自信地规划并给出演示。您可确保计算机和显示器在演示过程中不会关闭或变成黑屏，确保图像和文本是清晰明快的，并且用同一设备保存重要显示设置以用于以后的演示。有关 Presentation Director 的其它信息，请访问 [www.ibm.com/pc/support](http://www.ibm.com/pc/support) Web 站点并搜索“Presentation Director”。

### 所需的计算机连接

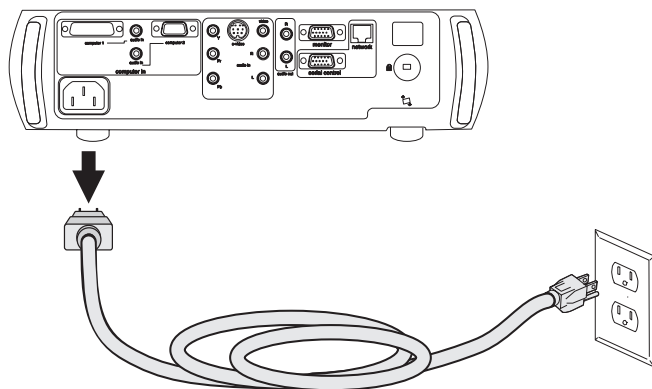
1. 将计算机电缆的黑色一端连接到投影仪上的 Computer 1 接口。
2. 将蓝色一端连接到计算机上的视频端口。如果使用的是台式计算机，首先需要将监视器电缆与计算机视频端口断开连接。



3. 将黑色电源电缆连接到投影仪背面的接口以及电源插座。

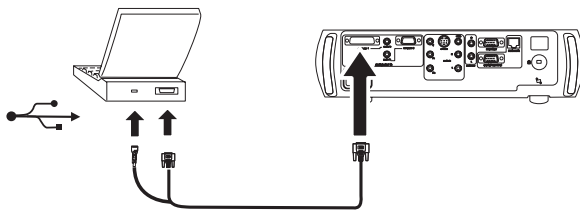
投影仪键区上的 Power LED 变成持续的绿色。

**注：**请始终使用随投影仪一起提供的电源电缆。

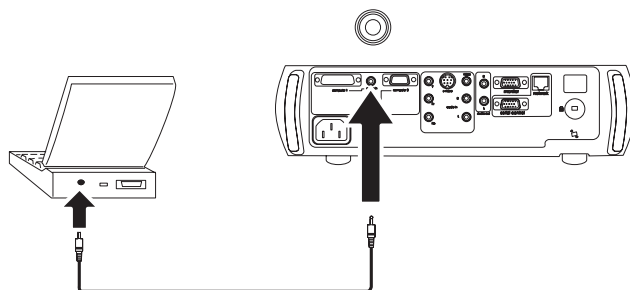


### 可选计算机连接

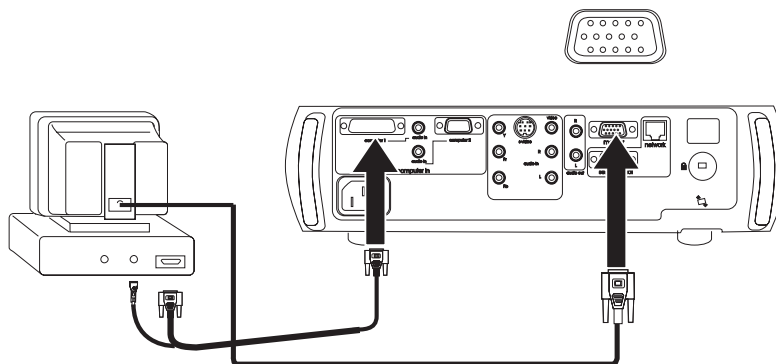
要使用投影仪的遥控器控制计算机的鼠标，请将计算机电缆上的 USB 接头连接到计算机。要使用 USB 功能，必须安装 USB 驱动程序。



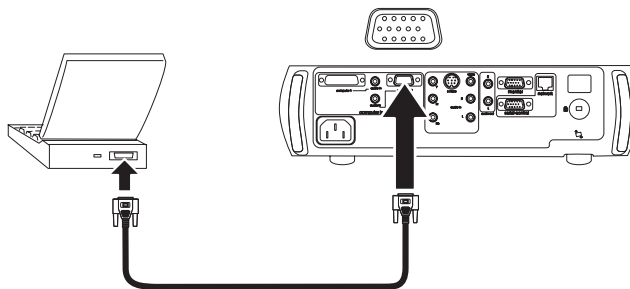
为了让演示带有声音，请将音频电缆连接到计算机以及投影仪上的计算机 Audio In 接口。



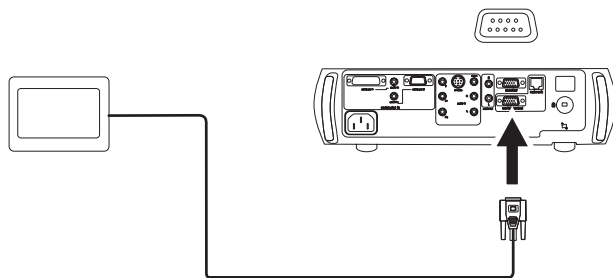
如果使用的是台式机且想要在计算机屏幕上和投影屏幕上都看到图像，请将监视器电缆连接到投影仪上的 Monitor out 接口。



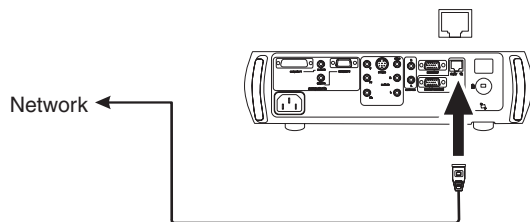
如果喜欢用可选的 VESA 电缆将计算机连接到投影仪，请将电缆的一端连接到计算机上的 VESA 端口，并将电缆的另一端连接到投影仪上的蓝色 Computer 2 接口。



可通过将 RS-232 电缆连接到投影仪的 Serial 接口从计算机控制投影仪。可在 Web 站点 [www.ibm.com/pc/support](http://www.ibm.com/pc/support) 的 Service 和 Support 部分找到特定的 RS-232 命令。



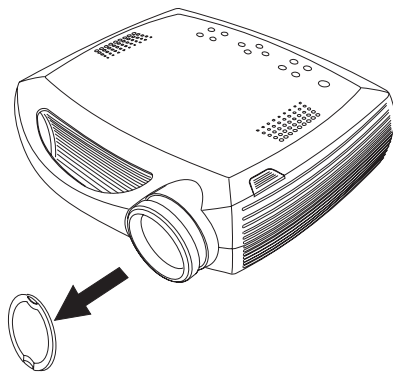
投影仪可用 ProjectorNet 联网软件通过其 Network 接口来管理。



## 显示计算机图像

请使用以下步骤显示计算机图像。

1. 卸下镜头盖。



2. 按下投影仪顶部的或遥控器上的 **Power** 按钮。LED 闪烁绿色且风扇开始运行。当灯打开时，显示启动屏幕且 LED 显示为持续的绿色。图像要花 1 分钟时间达到完全的亮度。如果没有看到启动屏幕，请参阅第 25 页的附录 B，『设置的故障诊断』。
3. 打开计算机。计算机图像应出现在投影屏幕上。如果未出现，则按投影仪键区上的 **Computer** 按钮。
4. 确保便携式计算机的外接视频端口是活动的。当连接了投影仪时，许多便携式计算机不会自动打开它们的外接视频端口。对于 IBM 机器，请按 FN+F7 来打开和关闭外接显示器。对于其它制造商，请查询随计算机一起提供的文档。如果未看到计算机图像，请尝试按键区上的 **Auto Image** 按钮。

---

## 首次与 Windows 98 一起使用投影机

首次将运行 Windows 98 的计算机连接到投影机时，计算机将投影机识别为“新硬件”，并出现“添加新硬件向导”。请按照这些指示信息操作以使用“向导”装入正确的驱动程序（它已安装在 Windows 操作系统中）。

如果运行的是 Windows 2000、Windows Me 或 Windows XP，请跳过这些步骤并转至『调整图像』。

1. 单击下一步开始搜索驱动程序。
2. 确保已选中**搜索最佳驱动程序**，然后再次单击下一步。
3. 取消选中任何已选中的方框，然后单击下一步。Windows 自动定位驱动程序。如果除去了此驱动程序，则使用 Windows 操作系统 CD 重新装入此驱动程序。
4. 当 Windows 找到驱动程序时，可就绪安装它。单击下一步。

如果连接了 USB 鼠标电缆，则出现“添加新硬件向导”。为了使用 USB 功能，必须安装驱动程序。

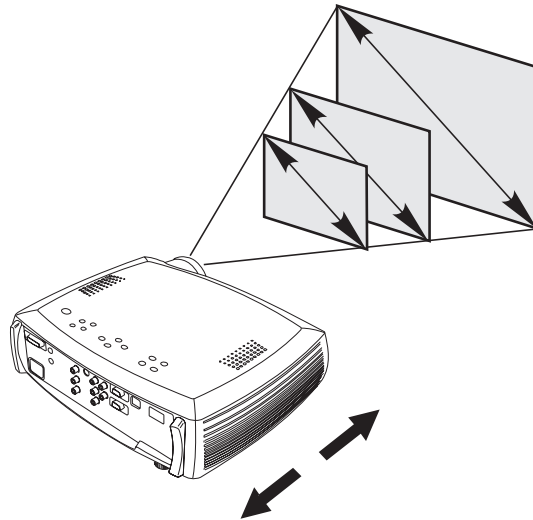
此“向导”启动三次。第一次，它检测 USB Composite Device。第二次，它从键盘检测 USB Human Interface Device。第三次，它检测鼠标的 USB Human Interface Device。

---

## 调整图像

请按照这些步骤调整图像。

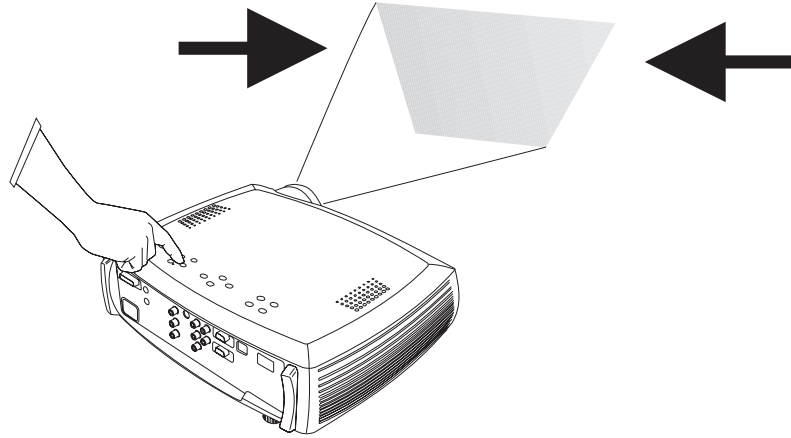
1. 如必要，通过按 release 按钮伸展升降脚来调整投影机的高度。如必要，旋转调节脚。
2. 将投影机置于离屏幕最合适的位置，并与屏幕成 90 度角。



3. 通过旋转调整缩放或聚焦圈，直到产生期望的图像大小和清晰度。
4. 如果图像不是方形，则使用键区上的按钮调整梯形失真。



按上方的 **Keystone** 按钮以缩减图像的上半部分，按下方的 **Keystone** 按钮以缩减下半部分。



5. 在 **Picture** 菜单中调整 Contrast 或 Brightness。





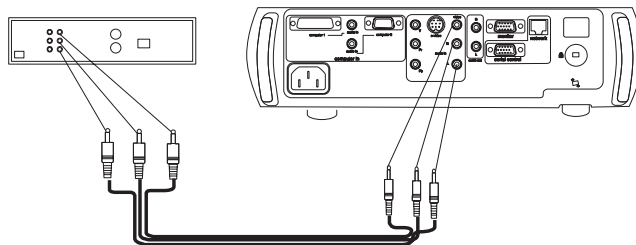


## 第 3 章 与视频设备一起使用投影仪

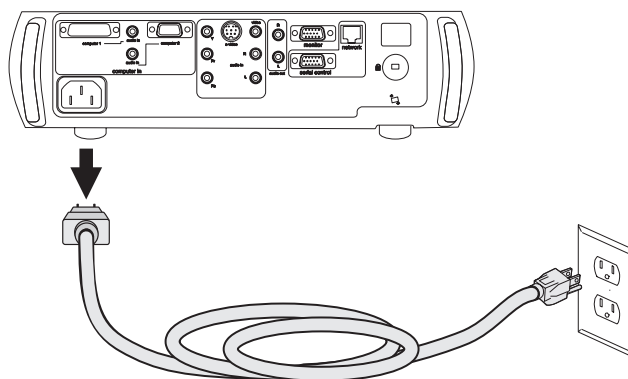
本章说明了如何将视频设备连接到投影仪并显示视频图像。

### 标准视频连接

1. 将视频电缆的黄色接头插入视频设备的视频输出接口。
2. 将另一个黄色接头插入投影仪上的黄色 Video 接口。
3. 将白色接头插入视频设备左边的音频输出接口。
4. 将红色接头插入视频设备右边的音频输出接口。
5. 将剩余的白色接头插入投影仪左边的 audio in 接口。
6. 将红色接头插入投影仪右边的 audio in 接口。



7. 将黑色电源电缆连接到投影仪背面的接口以及电源插座中。键区上的 Power LED 变为持续亮。

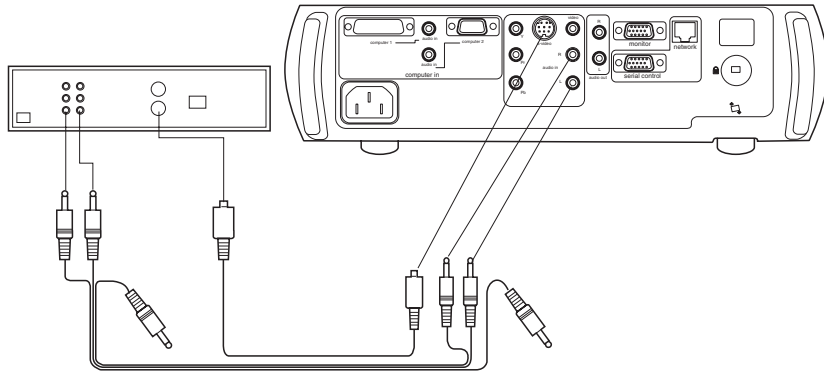


**注：**请始终使用随投影仪一起提供的电源电缆。

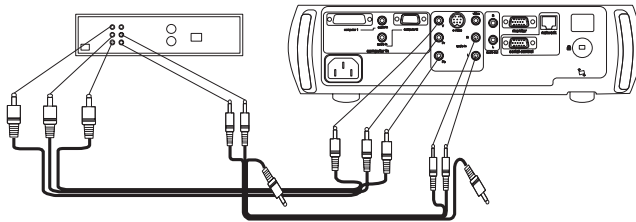
### 可选的视频连接

如果视频设备使用圆的、四针 S-video 接头，则将 S-video 电缆（另外出售）插入视频设备上的 S-video 接口和投影仪上的 S-video 接口。使用上面刚刚描述过的视频电缆的

音频接头（不使用视频电缆上的黄色接头）。



如果视频设备使用组件电缆接头（另外出售），则将电缆绿色的接头插入视频设备上绿色的组件输出接口以及投影仪上绿色的组件接口（标记为 **Y**）。将组件电缆的蓝色接头插入视频设备上的蓝色组件输出接口以及投影仪上的蓝色组件接口（标记为 **Pb**）。将组件电缆的红色接头插入视频设备上的红色组件输出接口以及投影仪上的红色组件接口（标记为 **Pr**）。使用如上述内容所述的视频电缆的音频接头（不使用视频电缆上的黄色接头）。



## 显示视频图像

要显示视频图像：

1. 卸下镜头盖。
2. 按下投影仪顶部的 **Power** 按钮。

LED 闪烁绿色且风扇开始运行。当灯打开时，显示启动屏幕且 LED 显示为持续的绿色。图像要花几分钟时间达到完全的亮度。如果没有看到启动屏幕，请参阅第 25 页的附录 B，『设置的故障诊断』。
3. 插入并打开视频设备。

视频设备的图像应出现在投影屏幕上。如果未出现，则按 **Video** 按钮。
4. 将投影仪置于离屏幕最合适的位置，并与屏幕成 90 度角。
5. 通过旋转调整缩放或聚焦圈，直到产生期望的图像大小和清晰度。
6. 如果图像不是方形，则使用键区上的按钮调整梯形失真。按上方的 **Keystone** 按钮以缩减图像的上半部分，按下方的 **Keystone** 按钮以缩减下半部分。
7. 在键区或遥控器上调整音量。
8. 在 **Picture** 菜单中调整 **Contrast**、**Brightness**、**Color** 或 **Tint**。请参阅第 17 页的第 5 章，『使用菜单』以获得有关菜单的帮助信息。

---

## 第 4 章 使用投影机功能

本章说明了如何使用投影机各功能，比如遥控器、音频、菜单和 Presentation Director。

---

### 使用键区按钮

大多数的按钮将在其它各节中作详细描述。以下是它们功能的概述：

**power** — 打开投影机以及关闭投影机。

**menu** — 打开屏幕上的菜单。

**select** — 确认在菜单中选中的选项。

向上 / 向下键头 — 浏览到并调整菜单中的设置。

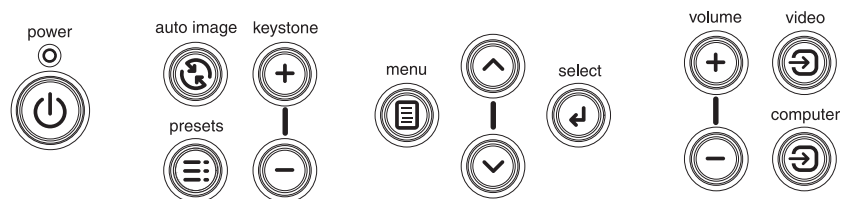
**auto image** — 将投影机复位到信号源。

**presets** — 在可用的预置设置中循环。

**keystone** — 调整图像的正方程度。

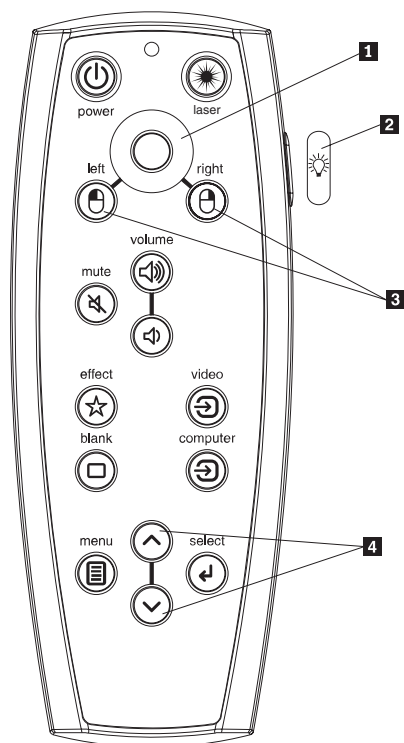
**volume** — 调整声音。

**video** 和 **computer** — 更改活动的信号源。



## 使用遥控器

遥控器使用两（2）节 AAA 电池（已提供）。安装电池很简单，滑下遥控器背面的盖子，将电池分别与 + 和 - 对齐，并把它们滑入到位，然后盖上盖子。



- **1** 光标控制
- **2** 背面灯按钮
- **3** 鼠标按钮
- **4** 导航按钮

**警告：** 当更换电池时，请注意如果使用的电池与随投影机一起提供的电池类型不同时，可能会有对遥控器造成严重损坏的风险。处理电池时，请确保以合乎环境要求的正确方式操作。

要操作遥控器，将遥控器指向投影机屏幕或投影机（不是指向计算机）。最佳操作范围大约为 15 英尺（4.5 米）。



**注意：**

为减少眼睛受到伤害的危险，请勿直视遥控器激光并且请勿将激光指向任何人的眼睛。遥控器装配有发出辐射的二类激光器。

要使用激光指示器，请按住 **Laser** 按钮。当释放此按钮时或在持续操作两（2）分钟后超时，激光关闭。

遥控器的左右鼠标按钮用于模拟计算机上左 / 右鼠标键的操作。鼠标光标移动通过遥控器的光标控制来管理。将计算机电缆上的 USB 接头连接到计算机以使用这些按钮并控制计算机鼠标。当第一次进行此操作时，可能出现“添加新硬件”向导。

按遥控器的 **Menu** 按钮打开投影仪的菜单系统。使用箭头键浏览，并使用 **Select** 按钮选择菜单中功能以及调整值。请参阅第 17 页的第 5 章，『使用菜单』。

遥控器还有 **power** 按钮来打开和关闭投影仪（请参阅第 16 页的『关闭投影仪』以获得关闭信息），**Volume** 和 **mute** 按钮来控制声音，**backlight** 按钮在黑暗中点亮遥控器的按钮以及 **video** 和 **computer** 按钮在各信号源之间切换。

还提供了两个特定于演示的功能。使用 **blank** 按钮显示空白屏幕而非当前幻灯片，使用 **effect** 按钮调用用户可定义的操作，比如冻结或缩放。

如果在 Microsoft® PowerPoint® 中显示演示，则当处于“幻灯片放映”方式时，可使用遥控器的鼠标按钮浏览演示。要将 PowerPoint 配置为使用此功能，请从 **Powerpoint 工具** 菜单中选择 **选项**，单击 **视图** 选项卡，取消选择“幻灯片放映”部分的“右键单击快捷菜单”选项，然后单击 **确定**。接着，当您处于 PowerPoint 的“幻灯片放映”方式时，左键单击可跳到下一张幻灯片而右键单击可返回到前一张幻灯片（PowerPoint 的其它方式不受影响）。

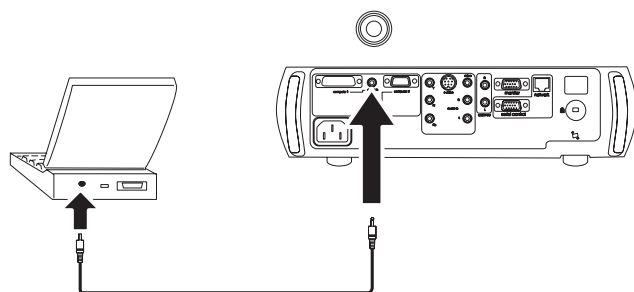
## 遥控器的故障诊断

- 确保电池以正确的方向安装且不是报废的电池。
- 确保您正将遥控器指向投影仪而不是计算机，且遥控范围在 30 英尺（9.14 米）内。
- 如果尝试控制计算机的鼠标，请确保连接了 USB 电缆。如果使用 USB 电缆，确保安装了正确的驱动程序。

---

## 使用音频

要从投影仪播放声音，将信号源连接到投影仪上的 **Audio In** 接口。

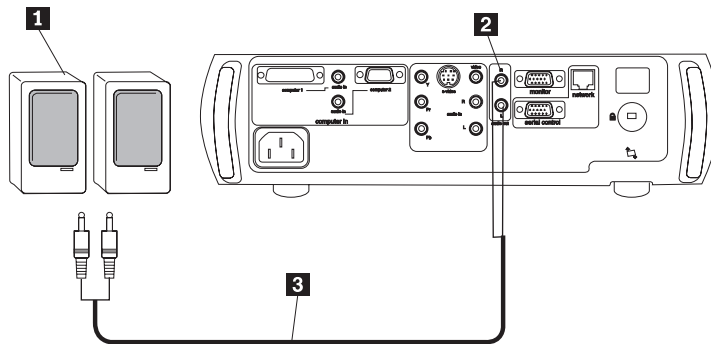


要调整音量，请使用键区或遥控器上的按钮。

要使声音静音，按 **Mute** 按钮。

## 连接外接扬声器

投影仪可通过将扬声器电缆插入投影仪的左右 **Audio Out** 接口连接到具有自己电源的外接扬声器。



## 音频的故障诊断

如果没有声音，请检查以下内容：

- 确保连接了音频电缆。
- 确保静音不处于活动状态。
- 确保音量已开到足够响。按键区或遥控器上的 **volume** 键。
- 确保如果连接到了投影仪背面的 **Computer 1**，则还连接到它对应的 **audio in**。如果连接到 **Computer 2**，则确保还连接到它对应的 **audio in**。
- 调整音频信号源。
- 如果播放视频，请确保回放未暂停。

---

## 优化计算机图像

在正确连接了计算机且计算机的图像出现在屏幕上时，可以使用屏幕上的菜单优化图像。有关使用菜单的一般信息，请参阅第 17 页的第 5 章，『使用菜单』。

- 在 **Picture** 菜单中调整 **Keystone**、**Contrast**、**Brightness**。
- 更改 **Aspect Ratio**。“纵横比”是图像宽度与图像高度的比率。电视机屏幕的纵横比通常为 1.33:1，即 4:3。HDTV 和大多数 DVD 的纵横比为 1.78:1 或 16:9。请选择最符合输入信号源的选项。
- 在 **Advanced** 菜单中调整 **Color Space** 或 **Color Temperature**。
- 在 **Advanced** 菜单中调整 **Phase**、**Tracking**、**Horizontal** 或 **Vertical** 位置。

在优化了特定信号源的图像之后，可以使用 **Presets** 保存设置。这使您能在以后快速重新调用这些设置。

---

## 演示功能

还提供了几个功能以使给出演示时更简便。以下是概述，详细信息可在第 17 页的第 5 章，『使用菜单』中找到。

- 遥控器的 **Effect** 按钮允许您将各种功能指定给此键。缺省效果是 **About**，它显示了有关投影仪和当前信号源的信息。还可以从 **Blank**、**Mute**、**Aspect Ratio**、**Source**、**Auto Image**、**Freeze**、**Zoom** 和 **About** 中选择。请参阅第 17 页的第 5 章，『使用菜单』以获取详细信息。
- **Freeze** 效果允许您冻结显示的图像。当您要在计算机上进行更改又不希望您的观众看到时，这将很有用。
- 遥控器上的 **Blank** 按钮允许您显示空白屏幕，而不是活动的信号源。
- **Startup Logo** 菜单选项让您将缺省的启动菜单更改成黑色、白色或蓝色的屏幕。
- 提供了两个菜单选项，**Power Save** 和 **Screen Save**，当投影仪不活动或显示黑色屏幕几分钟后它们能用来自动关闭投影仪。这能帮助延长灯的使用寿命。
- 还有 **Low Power** 菜单选项可用于帮助降低投影仪风扇的声音音量。

---

## Presentation Director

Presentation Director 帮助您创建并保存将 ThinkPad 计算机设置为使用外接监视器、投影仪或电视机的演示方案。它还允许您通过跨两台监视器扩展显示的内容来扩展桌面显示的大小。有关 Presentation Director 的更多信息，请访问 [www.ibm.com/pc/support](http://www.ibm.com/pc/support) Web 站点并搜索“Presentation Director”。

---

## 优化视频图像

在正确连接了视频设备且图像出现在屏幕上时，可以使用屏幕上的菜单优化图像。有关使用菜单的一般信息，请参阅第 17 页的第 5 章，『使用菜单』。

- 在 **Picture** 菜单中调整 **Keystone**、**Contrast**、**Brightness**、**Color** 或 **Tint**。
- 更改 **Aspect ratio**。“纵横比”是图像宽度与图像高度的比率。电视机屏幕的纵横比通常为 1.33:1，即 4:3。HDTV 和大多数 DVD 的纵横比为 1.78:1 或 16:9。请选择最符合输入信号源的选项。
- 选择 **Sharpness** 设置。
- 调整 **Color Temperature**。选择列出的值或选择 **User**，然后分别调整红色、绿色和蓝色的浓度。
- 选择不同的 **Video Standard**。**Auto** 尝试确定输入视频的标准。如必要，选择不同的标准。
- 打开 **overscan** 以除去环绕视频映象的噪声。

---

## 定制投影仪

可以为特定的设置和需要定制投影仪。

- 对于反向投影，在 **Settings -> System** 菜单中打开 **Rear** 方式。
- 对于安装在天花板上的投影，在 **Settings -> System** 菜单中打开 **Ceiling** 方式。
- 指定在启动过程中投影仪首先检查哪一个信号源作为活动视频。
- 指定遥控器上 **Effect** 键的功能。
- 打开以及关闭投影仪的显示消息。
- 打开电源节能功能。
- 指定空白屏幕的颜色和启动徽标。

- 指定菜单语言。

---

## 关闭投影仪

30 分钟未检测到活动信号源后，投影仪自动显示黑色屏幕。此黑色屏幕帮助延长投影仪的使用寿命。当检测到活动信号源或按下遥控器或键区的按钮时，图像返回。

### 屏幕保护

可通过在 **Settings -> System** 菜单打开 **Screen Save** 使黑色屏幕在五分钟后出现。Screen Save 功能有六种时间选项。范围从五分钟到 30 分钟，每五分钟一个间隔。

### 电源节能

投影仪还具有能在 20 分钟检测不到信号时自动关闭灯的 **Power Save** 功能。在另外 10 分钟还检测不到信号时，投影仪关闭。如果在投影仪电源关闭前接收到活动信号，则显示图像。在过了 30 分钟后必须按下 **Power** 按钮来显示图像。当启用了 Power Save 功能时，禁用 Screen Save。

### 关闭投影仪

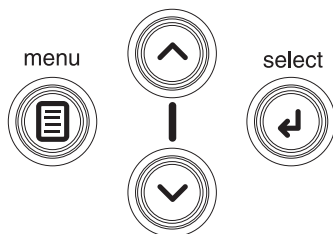
要关闭投影仪，按下电源按钮并验证您要通过在 3 秒内再次按下电源按钮关闭投影仪。不进行第二次按下电源按钮可取消关闭。当风扇继续运行来冷却灯时，灯关闭而 LED 闪烁绿色约 1 分钟。当灯冷却了以后，LED 亮起绿色且风扇停止。拔出电源电缆以完全关闭投影仪。



---

## 第 5 章 使用菜单

要打开菜单，请按键区或遥控器上的 **menu** 按钮。（如果 60 秒后未按任何按钮，则菜单自动关闭）。出现 **Main** 菜单。使用箭头按钮向上或向下移动以突出显示期望的子菜单，然后按 **Select** 按钮。



要更改菜单设置，先突出显示它，按 **Select**，然后使用向上和向下箭头按钮调整值，使用单选按钮选择选项，或使用复选框关打开或关闭功能。按 **Select** 确认更改。使用箭头浏览到另一个设置。当完成调整时，浏览到 **Exit**，然后按 **Select** 转至上一个菜单；按 **Menu** 按钮可随时关闭菜单。

在菜单名称前显示点。点的数目指示菜单的级别，从一个点（**Main** 菜单）到四个点（嵌套最深的菜单）。

菜单根据用法分组：

- **Picture** 菜单提供图像调整。
- **Settings** 菜单提供不常更改的设置类型的调整。
- **About** 菜单提供有关投影仪和信号源的只读显示信息。

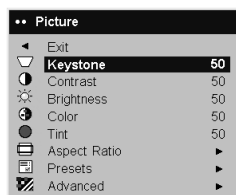
在连接特定的信号源之前，某些菜单项可能隐藏。例如，**Sharpness** 仅可用于视频信号源，且当计算机信号源处于活动状态时，它都隐藏。其它菜单项在不可用的时候可能会变灰。例如，**Brightness** 会变灰直到图像处于活动状态。

---

### Picture 菜单

要调整以下五个设置，先突出显示设置，按 **Select**，使用向上和向下箭头调整值，然后按 **select** 确认更改。

**Keystone:** 垂直调整图像以获得方型图像。还可以从键区调整梯形失真。



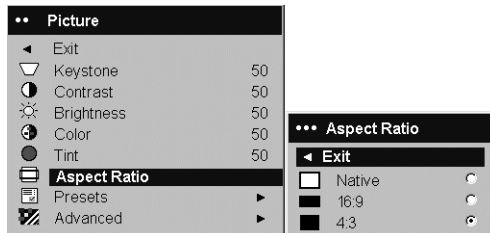
**Contrast:** 控制图片最亮和最暗部分的差别程度，并更改图像中黑色与白色的比重。

**Brightness:** 更改图像的亮度。

**Color:**（仅视频信号源）将视频图像从黑白调整到完全饱和的颜色。

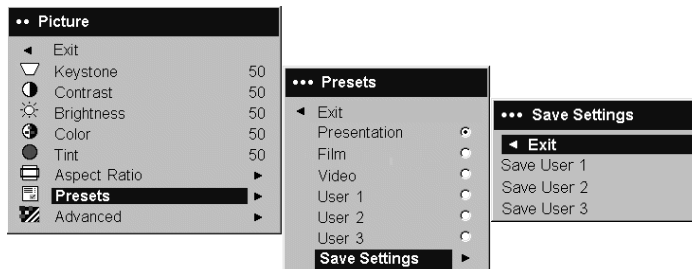
**Tint:**（仅 NTSC 视频信号源）调整图像中红绿颜色的平衡。

**Aspect Ratio:**“纵横比”是图像宽度与图像高度的比率。电视机屏幕的纵横比通常为 1.33:1，即 4:3。HDTV 和大多数 DVD 的纵横比为 1.78:1 或 16:9。缺省值是 4:3，显示输入时将向上或向下重新调整大小以填充整个显示区域。



**Presets:** 提供的“预置”优化了投影仪对计算机演示、照片、胶片图像和视频图像的显示。（胶片输入是最初在胶片摄影机上捕获的资料；视频输入是最初在视频摄像机上捕获的资料，如电视表演秀或运动会。可以将预置用作起点，然后进一步定制每个信号源的设置。定制的设置保存在每个信号源的预置中。要恢复工厂缺省设置，在 **Settings** -> **Service** 菜单中选择 **Factory Reset**。

还有三种用户可定义的预置。要为当前信号源设置预置，先调整图像，在 **Presets** 菜单中选择 **Save Settings**，然后选择 **Save User 1、2 或 3**。以后可通过选择相应的用户预置来调用这些设置。



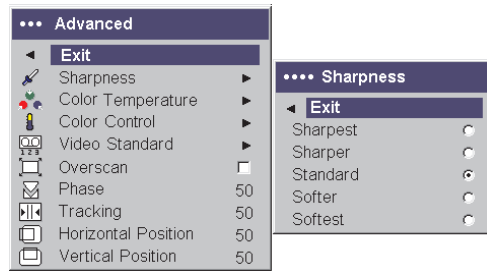
## 高级设置

要调整以下高级设置，转至 **Main Menu -> Picture -> Advanced**。

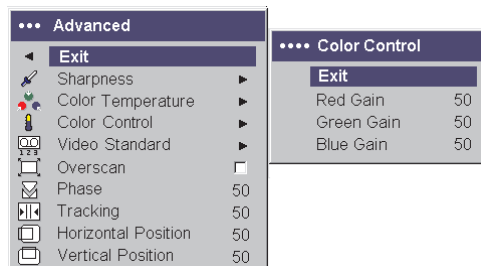
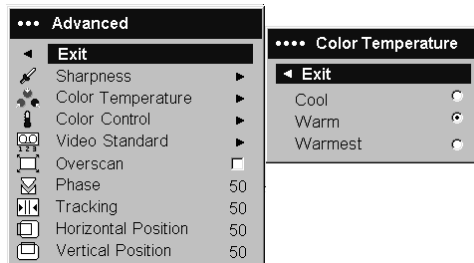
**Sharpness:**（仅视频信号源）更改视频图像边缘的清晰度。选择清晰度设置。

**Color Space:** 此选项适用于计算机和组件视频信号源。（对于 S-video 或复合视频信号源，它将不出现在菜单中）。它允许您选择已特地调整给视频输入的颜色空间。当选择了 Auto 时，投影仪自动确定标准。要选择其它设置，关闭 Auto，然后为计算机信号

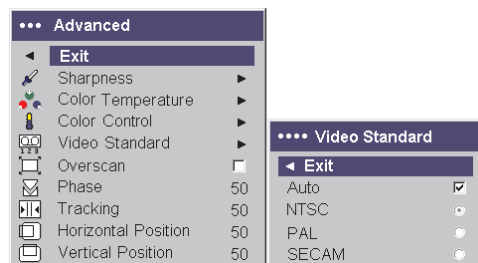
源选择 **RGB**，为组件视频信号源选择 **REC709** 或 **REC601**。



**Color Temperature:** 更改颜色的浓度。选择列出的值，或选择 **User**，然后分别调整红色、绿色和蓝色的浓度。



**Video Standard:** 当设置为 Auto 时，投影仪尝试自动选取基于它接收到的输入信号的视频标准。（视频标准选项可能会因世界区域不同而不同）。如果投影仪无法检测到正确的标准，颜色会看起来失真或图像“分裂”出现。如果发生这种情况，请通过从 **Video Standard** 中选择 **NTSC**、**PAL** 或 **SECAM** 手工选择视频标准。



**Overscan:** （仅视频信号源）除去环绕视频图像的噪声。

以下四个选项仅适用于计算机信号源：

**Phase:** 调整计算机信号源的水平相位。


**Tracking:** 调整计算机信号源的水平相位。

**Horizontal/Vertical Position:** 调整计算机信号源的位置。

## Settings 菜单

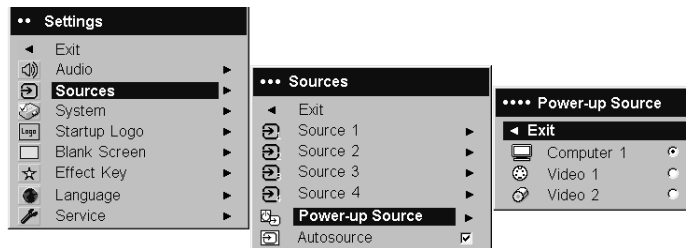
要调整以下 Settings 选项，转至 **Main Menu -> Settings**。

**Audio:** 允许将扬声器和扬声器音量间的音量调整到平衡。Internal 扬声器和投影仪启动 Chime 可通过选中或取消选中相应复选框打开或关闭。



**Sources -> Power-up Source:** 此选项确定在加点过程中投影仪首先检查哪一个信号源作为活动视频。

**Sources:** 允许您将特殊输入指定给特定信号源键作为可选的全功能遥控器。还允许选择缺省的 **Power-up Source** 以及启用或禁用 **Autosource**。当未选中 Autosource 时，投影仪缺省使用 Power-up Source 中选择的信号源。如果未发现任何信号源，显示空白屏幕。当选中 Autosource 时，Power-up Source 确定投影仪在加电时缺省使用哪个信号源。如果未出现任何信号，则投影仪按顺序检查信号源，直到找到信号源或电源关闭。



**System -> Rear:** 反转图像以便您可以从半透明屏幕的后面投影。

**Ceiling:** 将安装在天花板上获得的图像倒置。

**注:** 建议在设备完全准备完毕后，进行 Ceiling 方式中的所有最终图像调整。



**Auto Power:** 当选中 Auto Power 时，投影仪在打开后自动进入启动状态。这允许用墙上的电源开关控制安装在天花板上的投影仪。

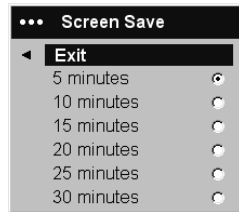
**Display Messages:** 在屏幕的左下角，显示状态信息（比如“Searching”或“Mute”）。

**Low Power:** 在打开和关闭间切换。打开它以减低灯的光输出。这还能减低风扇速度，使投影仪更安静。

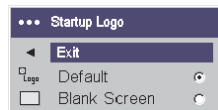
**NND:** 防止笔记本电脑进入 Screen Save 方式。

**Power Save:** 在 20 分钟内未检测到任何信号后自动将灯关闭。在另外 10 分钟内仍未检测到信号时，投影仪关闭电源。如果在投影仪关闭电源前接收到活动信号，则将显示图像。

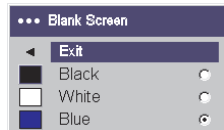
**Screen Save:** 在预置的时间内（分钟）未检测到任何信号时自动将屏幕变成黑屏。当检测到活动信号源或按下遥控器或键区的按钮时，图像返回。当启用了 Power Save 功能时，禁用 Screen Save。



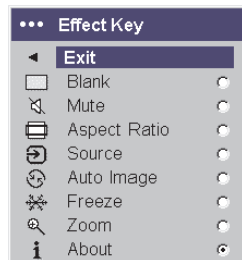
**Startup Logo:** 在启动时或当未检测到信号源时，允许您显示空白的黑色、白色或蓝色屏幕，而不是缺省屏幕。



**Blank Screen:** 确定当按下遥控器上的 Blank 按钮时无活动信号源而出现空白屏幕时显示哪种颜色。



**Effect Key:** 允许您将其它功能指定给遥控器上 Effect 按钮以便快速简单地使用效果。一次只能启用一个效果。突出显示效果并按 **Select** 来选择另一个效果。



- **Blank:** 显示空屏幕。
- **Mute:** 关闭所有声音。
- **Aspect Ratio:** 设置图像宽度对图像高度的比率。
- **Source:** 在可用信号源之间循环。
- **Auto Image:** 导致重新获得计算机信号源。

- **Freeze:** 暂停投影的图像。
- **Zoom:** 让您放大屏幕的一部分。要使用“缩放”效果，按 **Effect**，然后按遥控器的鼠标的左键来放大图像，按鼠标右键来缩小放大倍数。可以使用光标控制来面位显示图像，显示其各个部分（仅当图像扩大了以后）。要返回原始大小并取消“缩放”，再此按下 **Effect** 按钮。
- **About:** 缺省效果。它显示 **About** 菜单。

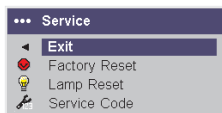
**Network:** 投影机具有支持网络连接和 TCP/IP 协议的 RJ45 以太网接口。这将允许您在公司网络上控制并管理投影机。当未检测到 DHCP 时，可访问以下字段，且它们可用于数据的手工输入。

- **IP Address:** 标识网络上的投影机。
- **Subnet mask:** 分割 IP 地址的网络地址部分。
- **Default gateway:** 本地路由器的 IP 地址。
- **DHCP:** 选择此选项以自动获得 IP 地址、子网掩码和缺省网关。
- **Network Info:** 提供有关网络配置的信息。

**Network Info** 菜单是提供信息的且不能编辑。它显示当前 IP 地址、子网掩码、缺省网关和投影机的 MAC 地址。

**Language:** 允许您为屏幕上显示的菜单和消息选择语言。

**Service:** 要使用这些功能，突出显示它们并按 **Select**。



- **Factory Reset:** 在显示确认对话框后，把所有设置（除了 **Lamp Hours** 和 **Network** 设置）恢复为它们的缺省值。
- **Lamp Reset:** 将 **About** 菜单中的灯小时计数器复位到零。仅在更换了灯后才可进行此操作。它显示确认对话框。
- **Service Code:** 仅能由授权的服务人员可使用。

---

## 附录 A. 维护

本章描述如何清洁镜头、更换投影灯以及使用安全锁。

---

### 清洁镜头

要清洁镜头:

1. 在一块柔软的干布上涂上非磨蚀性的照相机镜头清洁剂。  
请避免使用过量的清洁剂。不要将清洁剂直接涂抹在镜头上。腐蚀性的清洁剂、溶剂或其它粗糙的化学制品可能擦伤镜头。
2. 以圆周运动用清洁布在镜头上轻轻擦拭。如果不打算立刻使用投影仪, 请更换镜头盖。

---

### 更换投影灯

**About** 菜单中的灯小时计时器统计灯已经使用的小时数。在使用了 2,980 个小时后, 每次启动时消息“Change lamp”短时间出现在屏幕上。当计时器达到 3,000 个小时时, 灯将不再点亮。可从经销商处订购新的灯模块。

要更换投影灯:

1. 关闭投影仪并拔出电源电缆。
2. 等待 60 分钟以使投影仪彻底冷却。
3. 将投影仪翻转过来, 通过卸下两个螺丝并将灯滑门卡口滑出三个卡口托架来卸下灯滑门。  
**注意:**  
在卸下灯滑门后绝不要操作投影仪。这将干扰空气的流动并导致投影仪过热。
4. 松开灯模块上的外加螺丝。  
**注意:**
  - 本产品包含一个含汞的金属弧光灯。请按照本地法令和法规的要求处理它。
  - 为了避免熔固, 在更换灯之前至少要让投影仪冷却 60 分钟。
  - 不要跌落灯模块。玻璃可能打碎从而导致伤害。
  - 不要触摸玻璃灯屏幕。手指印会模糊投影的清晰度。
  - 在卸下灯罩时要特别小心。如果出现灯泡意外破裂, 可能会产生小的玻璃碎片。灯模块设计为可以容纳这些碎片, 但是卸下灯模块时仍需谨慎。
5. 通过抓紧并拉高金属卡轨线小心地卸下灯模块。请以合乎环境要求的正确方式处理此灯。
6. 安装新的灯模块, 确保它装入正确的位置。
7. 拧紧单个螺丝。
8. 通过将卡口滑入卡口托架并拧紧两个螺丝来盖上灯滑门。
9. 插入电源电缆, 然后按 Power 按钮再次打开投影仪。
10. 重新设置灯小时计时器。

## 复位灯计时器

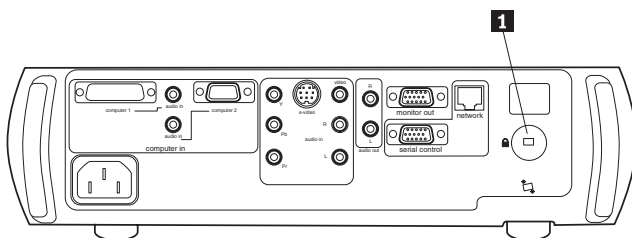
如果灯计时器达到投影仪灯的最大小时数（3000小时），则投影仪键区上的 LED 将显示灯错误（请参阅第 25 页的附录 B，『设置的故障诊断』）。要复位灯的使用寿命，请同时按下投影仪键区上的两个 **Volume** 键 10 秒钟。那时 LED 将变成绿色，且您可以打开投影仪。

还可以浏览到 **Settings -> Service** 菜单并选择 **Lamp Reset** 以复位灯计时器。

---

## 使用安全锁

投影仪具有与“PC 守护电缆锁”一起使用的安全锁。请参考随该锁一起提供的信息以获得如何使用它的说明。



**1** 安全锁



## 附录 B. 设置的故障诊断

本节提供了有关设置故障诊断的信息。

投影机键区顶部的 LED 指示投影机的状态并帮助您进行故障诊断。下表描述了 LED 的行为与含义。

LED 颜色 / 行为	含义
持续的绿色	投影机已插入电源，或投影机已经打开并且软件已初始化。投影机已关闭且风扇停止吹风。
闪烁绿色	已按下电源按钮且软件正在初始化，或投影机正在关闭电源且风扇正在运行以冷却灯。
闪烁红色	发生风扇或灯的故障。请确保未阻塞通风孔。关闭投影机并等待一分钟，然后再次打开投影机。如果投影机已经工作了 3000 个小时或更久，请更换灯并复位灯计时器。如果问题依旧存在，请联系“技术支持”。
持续的红色	无法辨别的错误：请联系“技术支持”。

下表显示常见问题。有些情况下，可能存在一个以上的解决方案。请按解决方案排列的顺序来尝试它们。

问题	解决方案
无启动屏幕	<ul style="list-style-type: none"><li>• 插入电源电缆并除去镜头盖。</li><li>• 按下 <b>Power</b> 按钮。</li></ul>
仅出现启动屏幕	<ul style="list-style-type: none"><li>• 按 <b>Computer</b> 按钮。</li><li>• 激活便携式计算机的外接端口。</li><li>• 重新启动便携式计算机。</li></ul>
无计算机图像	将计算机的显示器分辨率设置为与投影机的相同的分辨率（启动 -> 设置 -> 控制面板 -> 显示器 -> 设置选项卡，选择 1024x768）。对于便携式计算机，请打开双重显示方式。
图像失真或只出现片断	将计算机的显示器分辨率设置为与投影机的相同的分辨率（启动 -> 设置 -> 控制面板 -> 显示器 -> 设置选项卡，选择 1024x768）。对于便携式计算机，请打开双重显示方式。
遥控器无法控制计算机的鼠标	连接计算机电缆，然后在需要时装入 USB 驱动程序。
图像不是方形	调整键区上的 <b>Keystone</b> 按钮。
图像的边缘扭曲	在 <b>Picture -&gt; Advanced</b> 菜单中打开 <b>Overscan</b> 。
图像不清晰	在 <b>Picture -&gt; Advanced</b> 菜单中调整 <b>Sharpness</b> 。

问题	解决方案
图像不符合 16:9 的屏幕	在 <b>Picture -&gt; Aspect Ratio</b> 菜单中将 Aspect Ratio 更改为 16:9。
图像上下倒置	在 <b>Settings -&gt; System</b> 菜单中关闭 <b>Ceiling</b> 。
图像反转	在 <b>Settings -&gt; System</b> 菜单中关闭 <b>Rear</b> 。
视频图像“分裂”或以碎片形式出现	在 <b>Picture -&gt; Advance</b> 菜单中更改 <b>Video Standard</b> 。
投影图像的颜色与信号源不匹配	在菜单中调整 <b>Color</b> 、 <b>Tint</b> 、 <b>Color temperature</b> 、 <b>Brightness</b> 和 / 或 <b>contrast</b> 。
灯不打开; LED 闪烁红色	<ul style="list-style-type: none"> <li>• 确保未阻塞通风孔; 让投影仪冷却一分钟, 或</li> <li>• 更换灯 (请参阅第 23 页的『更换投影灯』)。</li> </ul>
图像不在屏幕中央	<ul style="list-style-type: none"> <li>• 移动投影仪; 调整缩放和 / 或高度, 或</li> <li>• 在 <b>Picture -&gt; Advanced</b> 菜单中 <b>Horizontal Position</b> 或 <b>Vertical Position</b>。</li> </ul>

## 附录 C. 规格

温度	<ul style="list-style-type: none"><li>操作时: 在 0-10,000 英尺, 10-35° C (50-95° F)</li><li>不操作时: 在 0-20,000 英尺, -20-+70° C (-4-+150° F)</li></ul>
海拔高度	<ul style="list-style-type: none"><li>操作时: 3,048 米 (0-10,000 英尺)</li><li>不操作时: 6,096 米 (0-20,000 英尺)</li></ul>
湿度	<ul style="list-style-type: none"><li>操作时: 10% -95% 相对湿度, 非冷凝</li><li>不操作时: 10% - 90% 相对湿度, 非冷凝</li></ul>
维数	351W x 325L x 110H 毫米 (13.8 x 12.8 x 4.3 英寸)
重量	4.24 公斤 (9.3 磅) 未包装
光学	焦点范围: 5-32.8 英尺 (1.5-10 米)
灯类型	250 瓦特超高压灯
输入电源要求	<ul style="list-style-type: none"><li>100V-120V 4 安培, 50/60 赫兹</li><li>200V-240V 2 安培, 50 赫兹</li></ul>
天花板安装	UL 测试 / 列出的天花板安装的最小容量是 20.87 (46 磅)。



---

## 附录 D. Warranty information

This section contains the warranty period for your product, information about obtaining warranty service and support, and the IBM Statement of Limited Warranty.

---

### Warranty period

Contact your place of purchase for warranty service information.

**Machine** - IBM iLC300 Conference Video Projector

Warranty period	Service delivery method
<b>Projector</b> - parts: 3 years, labor: 3 years	CCE (customer carry in or mail in)
<b>Projector lamp</b> - parts: 3 months	CCE (customer carry in or mail in)

---

### Service and support

The following information describes the technical support that is available for your product, during the warranty period or throughout the life of the product. Refer to your IBM Statement of Limited Warranty for a full explanation of IBM warranty terms.

For information on European Union legal rights under applicable national legislation governing the sale of consumer goods, see 第 41 页的附录 E, 『European Union warranty information』.

### Warranty information on the World Wide Web

The IBM Machine Warranties Web site at [www.ibm.com/servers/support/machine\\_warranties/](http://www.ibm.com/servers/support/machine_warranties/) contains a worldwide overview of the IBM Limited Warranty for IBM Machines, a glossary of terms used in the Statement of Limited Warranty, Frequently Asked Questions (FAQ), and links to Product Support Web pages. The IBM Statement of Limited Warranty is available from this Web site in 29 languages in Portable Document Format (PDF).

### Online technical support

Online technical support is available during the life of your product through the Personal Computing Support Web site at <http://www.ibm.com/pc/support/>.

During the warranty period, assistance for replacement or exchange of defective components is available. In addition, if your IBM option is installed in an IBM computer, you might be entitled to service at your location. Your technical support representative can help you determine the best alternative.

## Telephone technical support

Installation and configuration support through the IBM HelpCenter® will be withdrawn or made available for a fee, at IBM's discretion, 90 days after the option has been withdrawn from marketing. Additional support offerings, including step-by-step installation assistance, are available for a nominal fee.

To assist the technical support representative, have available as much of the following information as possible:

- Option name
- Option number
- Proof of purchase
- Computer manufacturer, model, serial number (if IBM), and manual
- Exact wording of the error message (if any)
- Description of the problem
- Hardware and software configuration information for your system

If possible, be at your computer. Your technical support representative might want to walk you through the problem during the call.

For the support telephone number and support hours by country, refer to the following table. If the number for your country or region is not listed, contact your IBM reseller or IBM marketing representative. Response time may vary depending on the number and nature of the calls received.

<b>Support 24 hours a day, 7 days a week</b>	
Canada (Toronto only)	416-383-3344
Canada (all other)	1-800-565-3344
U.S.A. and Puerto Rico	1-800-772-2227
All other countries and regions	Go to <a href="http://www.ibm.com/pc/support/">http://www.ibm.com/pc/support/</a> , and click <b>Support Phone List</b> .

---

# IBM Statement of Limited Warranty Z125-4753-06 8/2000

## Part 1 - General Terms

This Statement of Limited Warranty includes Part 1 - General Terms and Part 2 - Country-unique Terms. The terms of Part 2 replace or modify those of Part 1. The warranties provided by IBM in this Statement of Limited Warranty apply only to Machines you purchase for your use, and not for resale, from IBM or your reseller. The term 『Machine』 means an IBM machine, its features, conversions, upgrades, elements, or accessories, or any combination of them. The term 『Machine』 does not include any software programs, whether pre-loaded with the Machine, installed subsequently or otherwise. Unless IBM specifies otherwise, the following warranties apply only in the country where you acquire the Machine. Nothing in this Statement of Limited Warranty affects any statutory rights of consumers that cannot be waived or limited by contract. If you have any questions, contact IBM or your reseller.

**The IBM Warranty for Machines:** IBM warrants that each Machine 1) is free from defects in materials and workmanship and 2) conforms to IBM's Official Published Specifications ( 『Specifications』 ). The warranty period for a Machine is a specified, fixed period commencing on its Date of Installation. The date on your sales receipt is the Date of Installation unless IBM or your reseller informs you otherwise.

If a Machine does not function as warranted during the warranty period, and IBM or your reseller are unable to either 1) make it do so or 2) replace it with one that is at least functionally equivalent, you may return it to your place of purchase and your money will be refunded.

**Extent of Warranty:** The warranty does not cover the repair or exchange of a Machine resulting from misuse, accident, modification, unsuitable physical or operating environment, improper maintenance by you, or failure caused by a product for which IBM is not responsible. The warranty is voided by removal or alteration of Machine or parts identification labels.

**THESE WARRANTIES ARE YOUR EXCLUSIVE WARRANTIES AND REPLACE ALL OTHER WARRANTIES OR CONDITIONS, EXPRESS OR IMPLIED, INCLUDING, BUT NOT LIMITED TO, THE IMPLIED WARRANTIES OR CONDITIONS OF MERCHANTABILITY AND FITNESS FOR A PARTICULAR PURPOSE. THESE WARRANTIES GIVE YOU SPECIFIC LEGAL RIGHTS AND YOU MAY ALSO HAVE OTHER RIGHTS WHICH VARY FROM JURISDICTION TO JURISDICTION. SOME JURISDICTIONS DO NOT ALLOW THE EXCLUSION OR LIMITATION OF EXPRESS OR IMPLIED WARRANTIES, SO THE ABOVE EXCLUSION OR LIMITATION MAY NOT APPLY TO YOU. IN THAT EVENT, SUCH WARRANTIES ARE LIMITED IN DURATION TO THE WARRANTY PERIOD. NO WARRANTIES APPLY AFTER THAT PERIOD.**

**Items Not Covered by Warranty:** IBM does not warrant uninterrupted or error-free operation of a Machine. Any technical or other support provided for a Machine under warranty, such as assistance via telephone with 『how-to』 questions and those regarding Machine set-up and installation, will be provided **WITHOUT WARRANTIES OF ANY KIND.**

**Warranty Service:** To obtain warranty service for a Machine, contact IBM or your reseller. If you do not register your Machine with IBM, you may be required to present proof of purchase.

During the warranty period, IBM or your reseller, if approved by IBM to provide warranty service, provides without charge certain types of repair and exchange service to keep Machines in, or restore them to, conformance with their Specifications. IBM or your reseller will inform you of the available types of service for a Machine based on its country of installation. At its discretion, IBM or your reseller will 1) either repair or exchange the failing Machine and 2) provide the service either at your location or a service center. IBM or your reseller will also manage and install selected engineering changes that apply to the Machine.

Some parts of IBM Machines are designated as Customer Replaceable Units (called 『CRUs』), e.g., keyboards, memory, or hard disk drives. IBM ships CRUs to you for replacement by you. You must return all defective CRUs to IBM within 30 days of your receipt of the replacement CRU. You are responsible for downloading designated Machine Code and Licensed Internal Code updates from an IBM Internet Web site or from other electronic media, and following the instructions that IBM provides.

When warranty service involves the exchange of a Machine or part, the item IBM or your reseller replaces becomes its property and the replacement becomes yours. You represent that all removed items are genuine and unaltered. The replacement may not be new, but will be in good working order and at least functionally equivalent to the item replaced. The replacement assumes the warranty service status of the replaced item. Many features, conversions, or upgrades involve the removal of parts and their return to IBM. A part that replaces a removed part will assume the warranty service status of the removed part.

Before IBM or your reseller exchanges a Machine or part, you agree to remove all features, parts, options, alterations, and attachments not under warranty service.

You also agree to

1. ensure that the Machine is free of any legal obligations or restrictions that prevent its exchange;
2. obtain authorization from the owner to have IBM or your reseller service a Machine that you do not own; and
3. where applicable, before service is provided:
  - a. follow the problem determination, problem analysis, and service request procedures that IBM or your reseller provides;
  - b. secure all programs, data, and funds contained in a Machine;
  - c. provide IBM or your reseller with sufficient, free, and safe access to your facilities to permit them to fulfill their obligations; and
  - d. inform IBM or your reseller of changes in a Machine's location.

IBM is responsible for loss of, or damage to, your Machine while it is 1) in IBM's possession or 2) in transit in those cases where IBM is responsible for the transportation charges.



Neither IBM nor your reseller is responsible for any of your confidential, proprietary or personal information contained in a Machine which you return to IBM or your reseller for any reason. You should remove all such information from the Machine prior to its return.

**Limitation of Liability:** Circumstances may arise where, because of a default on IBM's part or other liability, you are entitled to recover damages from IBM. In each such instance, regardless of the basis on which you are entitled to claim damages from IBM (including fundamental breach, negligence, misrepresentation, or other contract or tort claim), except for any liability that cannot be waived or limited by applicable laws, IBM is liable for no more than

1. damages for bodily injury (including death) and damage to real property and tangible personal property; and
2. the amount of any other actual direct damages, up to the charges (if recurring, 12 months' charges apply) for the Machine that is subject of the claim. For purposes of this item, the term "Machine" includes Machine Code and Licensed Internal Code.

This limit also applies to IBM's suppliers and your reseller. It is the maximum for which IBM, its suppliers, and your reseller are collectively responsible.

**UNDER NO CIRCUMSTANCES IS IBM LIABLE FOR ANY OF THE FOLLOWING: 1) THIRD-PARTY CLAIMS AGAINST YOU FOR DAMAGES (OTHER THAN THOSE UNDER THE FIRST ITEM LISTED ABOVE); 2) LOSS OF, OR DAMAGE TO, YOUR RECORDS OR DATA; OR 3) SPECIAL, INCIDENTAL, OR INDIRECT DAMAGES OR FOR ANY ECONOMIC CONSEQUENTIAL DAMAGES, LOST PROFITS OR LOST SAVINGS, EVEN IF IBM, ITS SUPPLIERS OR YOUR RESELLER IS INFORMED OF THEIR POSSIBILITY. SOME JURISDICTIONS DO NOT ALLOW THE EXCLUSION OR LIMITATION OF INCIDENTAL OR CONSEQUENTIAL DAMAGES, SO THE ABOVE LIMITATION OR EXCLUSION MAY NOT APPLY TO YOU.**

### **Governing Law**

**Governing Law:** Both you and IBM consent to the application of the laws of the country in which you acquired the Machine to govern, interpret, and enforce all of your and IBM's rights, duties, and obligations arising from, or relating in any manner to, the subject matter of this Agreement, without regard to conflict of law principles.

## **Part 2 - Country-unique Terms**

### **AMERICAS**

#### **BRAZIL**

**Governing Law:** *The following is added after the first sentence:*

Any litigation arising from this Agreement will be settled exclusively by the court of Rio de Janeiro.

### **NORTH AMERICA**

**Warranty Service:** *The following is added to this Section:*

To obtain warranty service from IBM in Canada or the United States, call 1-800-IBM-SERV (426-7378).

## **CANADA**

**Governing Law:** *The following replaces ‘laws of the country in which you acquired the Machine’ in the first sentence:*

laws in the Province of Ontario.

## **UNITED STATES**

**Governing Law:** *The following replaces ‘laws of the country in which you acquired the Machine’ in the first sentence:*

laws of the State of New York.

## **ASIA PACIFIC**

### **AUSTRALIA**

**The IBM Warranty for Machines:** *The following paragraph is added to this Section:*

The warranties specified in this Section are in addition to any rights you may have under the Trade Practices Act 1974 or other similar legislation and are only limited to the extent permitted by the applicable legislation.

**Limitation of Liability:** *The following is added to this Section:*

Where IBM is in breach of a condition or warranty implied by the Trade Practices Act 1974 or other similar legislation, IBM’s liability is limited to the repair or replacement of the goods or the supply of equivalent goods. Where that condition or warranty relates to right to sell, quiet possession or clear title, or the goods are of a kind ordinarily acquired for personal, domestic or household use or consumption, then none of the limitations in this paragraph apply.

**Governing Law:** *The following replaces ‘laws of the country in which you acquired the Machine’ in the first sentence:*

laws of the State or Territory.

### **CAMBODIA, LAOS, AND VIETNAM**

**Governing Law:** *The following replaces ‘laws of the country in which you acquired the Machine’ in the first sentence:*

laws of the State of New York.

*The following is added to this Section:*

Disputes and differences arising out of or in connection with this Agreement shall be finally settled by arbitration which shall be held in Singapore in accordance with the rules of the International Chamber of Commerce (ICC). The arbitrator or arbitrators designated in conformity with those rules shall have the power to rule on their own competence and on the validity of the Agreement to submit to arbitration. The arbitration award shall be final and binding for the parties without appeal and the arbitral award shall be in writing and set forth the findings of fact and the conclusions of law.

All proceedings shall be conducted, including all documents presented in such proceedings, in the English language. The number of arbitrators shall be three, with each side to the dispute being entitled to appoint one arbitrator.

The two arbitrators appointed by the parties shall appoint a third arbitrator before proceeding upon the reference. The third arbitrator shall act as chairman of the proceedings. Vacancies in the post of chairman shall be filled by the president of the ICC. Other vacancies shall be filled by the respective nominating party. Proceedings shall continue from the stage they were at when the vacancy occurred.

If one of the parties refuses or otherwise fails to appoint an arbitrator within 30 days of the date the other party appoints its, the first appointed arbitrator shall be the sole arbitrator, provided that the arbitrator was validly and properly appointed.

The English language version of this Agreement prevails over any other language version.

## **HONG KONG AND MACAU**

**Governing Law:** *The following replaces ‘laws of the country in which you acquired the Machine’ in the first sentence:*

laws of Hong Kong Special Administrative Region.

## **INDIA**

**Limitation of Liability:** *The following replaces items 1 and 2 of this Section:*

1. liability for bodily injury (including death) or damage to real property and tangible personal property will be limited to that caused by IBM’s negligence;
2. as to any other actual damage arising in any situation involving nonperformance by IBM pursuant to, or in any way related to the subject of this Statement of Limited Warranty, IBM’s liability will be limited to the charge paid by you for the individual Machine that is the subject of the claim.

## **JAPAN**

**Governing Law:** *The following sentence is added to this Section:*

Any doubts concerning this Agreement will be initially resolved between us in good faith and in accordance with the principle of mutual trust.

## **NEW ZEALAND**

**The IBM Warranty for Machines:** *The following paragraph is added to this Section:*

The warranties specified in this Section are in addition to any rights you may have under the Consumer Guarantees Act 1993 or other legislation which cannot be excluded or limited. The Consumer Guarantees Act 1993 will not apply in respect of any goods which IBM provides, if you require the goods for the purposes of a business as defined in that Act.

**Limitation of Liability:** *The following is added to this Section:*

Where Machines are not acquired for the purposes of a business as defined in the Consumer Guarantees Act 1993, the limitations in this Section are subject to the limitations in that Act.

## **PEOPLE’S REPUBLIC OF CHINA (PRC)**

**Governing Law:** *The following replaces this Section:*

Both you and IBM consent to the application of the laws of the State of New York (except when local law requires otherwise) to govern, interpret, and enforce all your and IBM's rights, duties, and obligations arising from, or relating in any manner to, the subject matter of this Agreement, without regard to conflict of law principles.

Any disputes arising from or in connection with this Agreement will first be resolved by friendly negotiations, failing which either of us has the right to submit the dispute to the China International Economic and Trade Arbitration Commission in Beijing, the PRC, for arbitration in accordance with its arbitration rules in force at the time. The arbitration tribunal will consist of three arbitrators. The language to be used therein will be English and Chinese. An arbitral award will be final and binding on all the parties, and will be enforceable under the Convention on the Recognition and Enforcement of Foreign Arbitral Awards (1958).

The arbitration fee will be borne by the losing party unless otherwise determined by the arbitral award.

During the course of arbitration, this Agreement will continue to be performed except for the part which the parties are disputing and which is undergoing arbitration.

#### **EUROPE, MIDDLE EAST, AFRICA (EMEA)**

##### ***THE FOLLOWING TERMS APPLY TO ALL EMEA COUNTRIES:***

The terms of this Statement of Limited Warranty apply to Machines purchased from IBM or an IBM reseller.

**Warranty Service:** If you purchase an IBM Machine in Austria, Belgium, Denmark, Estonia, Finland, France, Germany, Greece, Iceland, Ireland, Italy, Latvia, Lithuania, Luxembourg, Netherlands, Norway, Portugal, Spain, Sweden, Switzerland or United Kingdom, you may obtain warranty service for that Machine in any of those countries from either (1) an IBM reseller approved to perform warranty service or (2) from IBM. If you purchase an IBM Personal Computer Machine in Albania, Armenia, Belarus, Bosnia and Herzegovina, Bulgaria, Croatia, Czech Republic, Georgia, Hungary, Kazakhstan, Kirghizia, Federal Republic of Yugoslavia, Former Yugoslav Republic of Macedonia (FYROM), Moldova, Poland, Romania, Russia, Slovak Republic, Slovenia, or Ukraine, you may obtain warranty service for that Machine in any of those countries from either (1) an IBM reseller approved to perform warranty service or (2) from IBM.

If you purchase an IBM Machine in a Middle Eastern or African country, you may obtain warranty service for that Machine from the IBM entity within the country of purchase, if that IBM entity provides warranty service in that country, or from an IBM reseller, approved by IBM to perform warranty service on that Machine in that country. Warranty service in Africa is available within 50 kilometers of an IBM authorized service provider. You are responsible for transportation costs for Machines located outside 50 kilometers of an IBM authorized service provider.

**Governing Law:** The applicable laws that govern, interpret and enforce rights, duties, and obligations of each of us arising from, or relating in any manner to, the subject matter of this Statement, without regard to conflict of laws principles, as well as Country-unique

terms and competent court for this Statement are those of the country in which the warranty service is being provided, except that in 1) Albania, Bosnia-Herzegovina, Bulgaria, Croatia, Hungary, Former Yugoslav Republic of Macedonia, Romania, Slovakia, Slovenia, Armenia, Azerbaijan, Belarus, Georgia, Kazakhstan, Kyrgyzstan, Moldova, Russia, Tajikistan, Turkmenistan, Ukraine, and Uzbekistan, the laws of Austria apply; 2) Estonia, Latvia, and Lithuania, the laws of Finland apply; 3) Algeria, Benin, Burkina Faso, Cameroon, Cape Verde, Central African Republic, Chad, Congo, Djibouti, Democratic Republic of Congo, Equatorial Guinea, France, Gabon, Gambia, Guinea, Guinea-Bissau, Ivory Coast, Lebanon, Mali, Mauritania, Morocco, Niger, Senegal, Togo, and Tunisia, this Agreement will be construed and the legal relations between the parties will be determined in accordance with the French laws and all disputes arising out of this Agreement or related to its violation or execution, including summary proceedings, will be settled exclusively by the Commercial Court of Paris; 4) Angola, Bahrain, Botswana, Burundi, Egypt, Eritrea, Ethiopia, Ghana, Jordan, Kenya, Kuwait, Liberia, Malawi, Malta, Mozambique, Nigeria, Oman, Pakistan, Qatar, Rwanda, Sao Tome, Saudi Arabia, Sierra Leone, Somalia, Tanzania, Uganda, United Arab Emirates, United Kingdom, West Bank/Gaza, Yemen, Zambia, and Zimbabwe, this Agreement will be governed by English Law and disputes relating to it will be submitted to the exclusive jurisdiction of the English courts; and 5) in Greece, Israel, Italy, Portugal, and Spain any legal claim arising out of this Statement will be brought before, and finally settled by, the competent court of Athens, Tel Aviv, Milan, Lisbon, and Madrid, respectively.

***THE FOLLOWING TERMS APPLY TO THE COUNTRY SPECIFIED:***

**AUSTRIA AND GERMANY**

**The IBM Warranty for Machines:** *The following replaces the first sentence of the first paragraph of this Section:*

The warranty for an IBM Machine covers the functionality of the Machine for its normal use and the Machine's conformity to its Specifications.

*The following paragraphs are added to this Section:*

The minimum warranty period for Machines is six months. In case IBM or your reseller is unable to repair an IBM Machine, you can alternatively ask for a partial refund as far as justified by the reduced value of the unrepaired Machine or ask for a cancellation of the respective agreement for such Machine and get your money refunded.

**Extent of Warranty:** *The second paragraph does not apply.*

**Warranty Service:** *The following is added to this Section:*

During the warranty period, transportation for delivery of the failing Machine to IBM will be at IBM's expense.

**Limitation of Liability:** *The following paragraph is added to this Section:*

The limitations and exclusions specified in the Statement of Limited Warranty will not apply to damages caused by IBM with fraud or gross negligence and for express warranty.

*The following sentence is added to the end of item 2:*

IBM's liability under this item is limited to the violation of essential contractual terms in cases of ordinary negligence.

## EGYPT

**Limitation of Liability:** *The following replaces item 2 in this Section:*

as to any other actual direct damages, IBM's liability will be limited to the total amount you paid for the Machine that is the subject of the claim. For purposes of this item, the term 『Machine』 includes Machine Code and Licensed Internal Code.

*Applicability of suppliers and resellers (unchanged).*

## FRANCE

**Limitation of Liability:** *The following replaces the second sentence of the first paragraph of this Section:*

In such instances, regardless of the basis on which you are entitled to claim damages from IBM, IBM is liable for no more than: *(items 1 and 2 unchanged).*

## IRELAND

**Extent of Warranty:** *The following is added to this Section:*

Except as expressly provided in these terms and conditions, all statutory conditions, including all warranties implied, but without prejudice to the generality of the foregoing all warranties implied by the Sale of Goods Act 1893 or the Sale of Goods and Supply of Services Act 1980 are hereby excluded.

**Limitation of Liability:** *The following replaces items one and two of the first paragraph of this Section:*

1. death or personal injury or physical damage to your real property solely caused by IBM's negligence; and
2. the amount of any other actual direct damages, up to 125 percent of the charges (if recurring, the 12 months' charges apply) for the Machine that is the subject of the claim or which otherwise gives rise to the claim.

*Applicability of suppliers and resellers (unchanged).*

*The following paragraph is added at the end of this Section:*

IBM's entire liability and your sole remedy, whether in contract or in tort, in respect of any default shall be limited to damages.

## ITALY

**Limitation of Liability:** *The following replaces the second sentence in the first paragraph:*

In each such instance unless otherwise provided by mandatory law, IBM is liable for no more than:

1. *(unchanged)*
2. as to any other actual damage arising in all situations involving nonperformance by IBM pursuant to, or in any way related to the subject matter of this Statement of Warranty, IBM's liability, will be limited to the total amount you paid for the Machine that is the subject of the claim.

*Applicability of suppliers and resellers (unchanged).*

*The following replaces the third paragraph of this Section:*

Unless otherwise provided by mandatory law, IBM and your reseller are not liable for any of the following: (items 1 and 2 unchanged) 3) indirect damages, even if IBM or your reseller is informed of their possibility.

## **SOUTH AFRICA, NAMIBIA, BOTSWANA, LESOTHO AND SWAZILAND**

**Limitation of Liability:** *The following is added to this Section:*

IBM's entire liability to you for actual damages arising in all situations involving nonperformance by IBM in respect of the subject matter of this Statement of Warranty will be limited to the charge paid by you for the individual Machine that is the subject of your claim from IBM.

## **UNITED KINGDOM**

**Limitation of Liability:** *The following replaces items 1 and 2 of the first paragraph of this Section:*

1. death or personal injury or physical damage to your real property solely caused by IBM's negligence;
2. the amount of any other actual direct damages or loss, up to 125 percent of the charges (if recurring, the 12 months' charges apply) for the Machine that is the subject of the claim or which otherwise gives rise to the claim;

*The following item is added to this paragraph:*

3. breach of IBM's obligations implied by Section 12 of the Sale of Goods Act 1979 or Section 2 of the Supply of Goods and Services Act 1982.

*Applicability of suppliers and resellers (unchanged).*

*The following is added to the end of this Section:*

IBM's entire liability and your sole remedy, whether in contract or in tort, in respect of any default shall be limited to damages.





---

## 附录 E. European Union warranty information

Consumers in the European Union have legal rights under applicable national legislation governing the sale of consumer goods. This legislation may apply to you if you purchased this product as a consumer (that is, as a natural person, and for personal use which is not related to your trade, business or profession). To obtain warranty service under this legislation, you will need to present the proof of purchase to IBM, together with an indication that you are a consumer.

Dans l'Union européenne, les consommateurs disposent de droits selon la loi en vigueur nationale régissant la vente de biens de consommation. Cette loi peut vous être applicable si vous avez acheté ce produit en tant que consommateur (c'est-à-dire, en tant que personne physique, et pour un usage privé qui n'a aucun rapport avec votre commerce, votre métier ou profession). Pour bénéficier du service prévu par la Garantie dans le cadre de cette loi, vous devez présenter la preuve d'achat correspondante à IBM, en lui indiquant que vous êtes un consommateur.

I consumatori dell'Unione Europea sono tutelati dalla legislazione nazionale che regola la vendita dei beni al consumatore. Tale legislazione può essere applicata se il prodotto è stato acquistato da un consumatore (vale a dire, una persona fisica e per uso personale non legato al commercio, all'azienda o alla professione svolta). Per ottenere il servizio di garanzia con questa legislazione, occorre presentare una prova di acquisto alla IBM, insieme con l'indicazione che il richiedente è un consumatore.

In der Europäischen Union haben die Verbraucher nach der geltenden nationalen Gesetzgebung Rechte hinsichtlich des Verbrauchsgüterkaufs. Diese Gesetzgebung kann für Sie gelten, wenn Sie dieses Produkt als Privatkunde erworben haben (d. h. als natürliche Person und für den persönlichen Gebrauch, der nicht mit Ihrem Gewerbe, Ihrem Unternehmen oder Ihrer beruflichen Tätigkeit zusammenhängt). Um unter dieser Gesetzgebung Garantieservice zu erhalten, müssen Sie IBM den Kaufnachweis zusammen mit einem Nachweis dafür, dass Sie Privatkunde sind, vorlegen.

Los consumidores de la Unión europea tienen derechos legales de acuerdo con la legislación nacional aplicable que regula la venta de bienes de consumo. Esta legislación puede aplicarse en su caso si ha adquirido este producto como un consumidor (es decir, como una persona natural y para uso personal que no esté relacionado con su comercio, negocio o profesión). Para obtener servicio de garantía de acuerdo con esta legislación, tendrá que presentar el justificante de compra a IBM, junto con información indicando que es un consumidor.

Na União Europeia, os consumidores gozam de direitos legais nos termos da legislação nacional aplicável que rege a venda de bens de consumo. Esta legislação poderá ser-lhe aplicável caso tenha adquirido este produto na qualidade de consumidor (ou seja, um indivíduo, para utilização pessoal, não relacionada com a sua actividade profissional, comercial ou negócio). Para obter serviço de garantia nos termos desta legislação, terá que apresentar a prova de compra à IBM, em conjunto com a indicação de que adquiriu o produto na qualidade de consumidor.

Forbrugere i EU har via gældende national lovgivning visse rettigheder i forbindelse med salg af forbrugsvarer. Denne lovgivning gælder muligvis for dig, hvis du har anskaffet dette produkt som forbruger, dvs. som fysisk person og til personlig brug og ikke i forbindelse med dit fag, din forretning eller din profession. For at opnå garantiservice i henhold til denne lovgivning skal du vise kvitteringen for købet af produktet til IBM og angive, at du er forbruger.

Klanten in de Europese Unie hebben wettelijke rechten onder toepasselijke landelijke wetgeving die van toepassing is op de verkoop van consumptiegoederen. Deze wetgeving is mogelijk op u van toepassing als u dit product als consument hebt aangeschaft (dat is als natuurlijk persoon en voor persoonlijk gebruik dat niet in verband staat tot uw handel, zaken of beroep). Voor het verkrijgen van garantieservice onder deze wetgeving moet u het bewijs van aankoop kunnen tonen aan IBM, samen met een indicatie dat u een consument bent.

EU-maissa kuluttajilla on kulutustavaroiden myyntiä koskevan paikallisen lainsäädännön mukaiset oikeudet. Tämä lainsäädäntö saattaa koskea teitä, jos olette hankkinut tämän tuotteen kuluttajana (luonnollisena henkilönä kaupankäyntiin, liiketoimintaan tai ammatinharjoittamiseen liittymättömä henkilökohtaiseen käyttöön). Täyttäkää tässä tapauksessa alla olevat tie ja toimittakaa kortti IBM:lle rekisteröintiä varten. IBM käyttää tietoja varmistaakseen, että teille kuuluvat kuluttajan oikeudet toteutuvat.

Konsumenter inom EU har lagliga rättigheter i enlighet med tillämplig lagstiftning i varje land, avseende försäljning av konsumentvaror. Denna lagstiftning kan gälla dig, om du har köpt varan i egenskap av konsument (med konsument avses en fysisk person som köper en vara för personligt bruk, ej relaterat till personens yrkesmässiga verksamhet). Om du vill ha garantiservice i enlighet med denna lagstiftning, måste du visa upp ett inköpsbevis för IBM, tillsammans med något som tyder på att du är konsument.

Οι καταναλωτές στην Ευρωπαϊκή Ένωση έχουν νόμιμα δικαιώματα βάσει της ισχύουσας εθνικής νομοθεσίας που διέπει την πώληση καταναλωτικών αγαθών. Η νομοθεσία αυτή εφαρμόζεται στην περίπτωση σας εάν αγοράσατε αυτό το προϊόν ως καταναλωτής (δηλαδή ως φυσικό πρόσωπο και για προσωπική χρήση που δεν σχετίζεται με την επιχείρησή ή το επάγγελμά σας). Για να λάβετε υπηρεσίες εγγύησης βάσει της εν λόγω νομοθεσίας, θα πρέπει να προσκομίσετε στην IBM την απόδειξη αγοράς και να δηλώσετε ότι είστε καταναλωτής.

---

## 附录 F. Notices

IBM may not offer the products, services, or features discussed in this document in all countries. Consult your local IBM representative for information on the products and services currently available in your area. Any reference to an IBM product, program, or service is not intended to state or imply that only that IBM product, program, or service may be used. Any functionally equivalent product, program, or service that does not infringe any IBM intellectual property right may be used instead. However, it is the user's responsibility to evaluate and verify the operation of any non-IBM product, program, or service.

IBM may have patents or pending patent applications covering subject matter described in this document. The furnishing of this document does not give you any license to these patents. You can send license inquiries, in writing, to:

*IBM Director of Licensing  
IBM Corporation  
North Castle Drive  
Armonk, NY 10504-1785  
U.S.A.*

INTERNATIONAL BUSINESS MACHINES CORPORATION PROVIDES THIS PUBLICATION 『AS IS』 WITHOUT WARRANTY OF ANY KIND, EITHER EXPRESS OR IMPLIED, INCLUDING, BUT NOT LIMITED TO, THE IMPLIED WARRANTIES OF NON-INFRINGEMENT, MERCHANTABILITY OR FITNESS FOR A PARTICULAR PURPOSE. Some jurisdictions do not allow disclaimer of express or implied warranties in certain transactions, therefore, this statement may not apply to you.

This information could include technical inaccuracies or typographical errors. Changes are periodically made to the information herein; these changes will be incorporated in new editions of the publication. IBM may make improvements and/or changes in the product(s) and/or the program(s) described in this publication at any time without notice.

The products described in this document are not intended for use in implantation or other life support applications where malfunction may result in injury or death to persons. The information contained in this document does not affect or change IBM product specifications or warranties. Nothing in this document shall operate as an express or implied license or indemnity under the intellectual property rights of IBM or third parties. All information contained in this document was obtained in specific environments and is presented as an illustration. The result obtained in other operating environments may vary.

IBM may use or distribute any of the information you supply in any way it believes appropriate without incurring any obligation to you.

Any references in this publication to non-IBM Web sites are provided for convenience only and do not in any manner serve as an endorsement of those Web sites. The materials at those Web sites are not part of the materials for this IBM product, and use of those Web sites is at your own risk.

Any performance data contained herein was determined in a controlled environment. Therefore, the result obtained in other operating environments may vary significantly. Some measurements may have been made on development-level systems and there is no guarantee that these measurements will be the same on generally available systems. Furthermore, some measurements may have been estimated through extrapolation. Actual results may vary. Users of this document should verify the applicable data for their specific environment.

---

## Trademarks

The following terms are trademarks of International Business Machines Corporation in the United States, other countries, or both:

IBM  
IBM logo  
HelpCenter

Microsoft, Windows, and Windows NT are trademarks of Microsoft Corporation in the United States, other countries, or both.

Other company, product, or service names may be trademarks or service marks of others.

---

## Electronic emission notices

**Machine** - iLC300 Conference Video Projector

### Federal Communications Commission (FCC) statement

#### IBM Conference Projector

**Note:** This equipment has been tested and found to comply with the limits for a Class A digital device, pursuant to Part 15 of the FCC Rules. These limits are designed to provide reasonable protection against harmful interference when the equipment is operated in a commercial environment. This equipment generates, uses, and can radiate radio frequency energy and, if not installed and used in accordance with the instruction manual, may cause harmful interference to radio communications. Operation of this equipment in a residential area is likely to cause harmful interference, in which case the user will be required to correct the interference at his own expense.

Properly shielded and grounded cables and connectors must be used in order to meet FCC emission limits. IBM is not responsible for any radio or television interference caused by using other than recommended cables and connectors or by unauthorized changes or modifications to this equipment. Unauthorized changes or modifications could void the user's authority to operate the equipment.

This device complies with Part 15 of the FCC Rules. Operation is subject to the following two conditions: (1) this device may not cause harmful interference, and (2) this device must accept any interference received, including interference that may cause undesired operation.

#### Industry Canada Class A emission compliance statement

This Class A digital apparatus complies with Canadian ICES-003.

## **Avis de conformite a la reglementation d'Industrie Canada**

Cet appareil numérique de la classe A est conform à la norme NMB-003 du Canada.

## **Deutsche EMV-Direktive (electromagnetische Verträglichkeit)**

Dieses Gerät ist berechtigt in Übereinstimmung mit dem deutschen EMVG vom 9.Nov.92 das EG-Konformitätszeichen zu führen.

Der Aussteller der Konformitätserklärung ist die IBM UK, Greenock.

Dieses Gerät erfüllt die Bedingungen der EN 55022 Klasse A. Für diese Klasse von Geräten gilt folgende Bestimmung nach dem EMVG:

Geräte dürfen an Orten, für die sie nicht ausreichend entstört sind, nur mit besonderer Genehmigung des Bundesministers für Post und Telekommunikation oder des Bundesamtes für Post und Telekommunikation betrieben werden. Die Genehmigung wird erteilt, wenn keine elektromagnetischen Störungen zu erwarten sind.

(Auszug aus dem EMVG vom 9.Nov.92, Para.3. Abs.4)

<b>Hinweis:</b> Dieses Genehmigungsverfahren ist von der Deutschen Bundespost noch nicht veröffentlicht worden.
---

## **European Union - EMC directive**

This product is in conformity with the protection requirements of EU Council Directive 89/336/ECC on the approximation of the laws of the Member States relating to electromagnetic compatibility.

IBM cannot accept responsibility for any failure to satisfy the protection requirements resulting from a non-recommended modification of the product, including the fitting of non-IBM option cards.

This product has been tested and found to comply with the limits for Class A Information Technology Equipment according to CISPR 22/European Standard EN 55022. The limits for Class A equipment were derived for commercial and industrial environments to provide reasonable protection against interference with licensed communication equipment.

<b>Warning:</b> This is a Class A product. In a domestic environment this product may cause radio interference in which case the user may be required to take adequate measures.
--

## **Union Européenne - Directive Conformité électromagnétique**

Ce produit est conforme aux exigences de protection de la Directive 89/336/EEC du Conseil de l'UE sur le rapprochement des lois des États membres en matière de compatibilité électromagnétique.

IBM ne peut accepter aucune responsabilité pour le manquement aux exigences de protection résultant d'une modification non recommandée du produit, y compris l'installation de cartes autres que les cartes IBM.

Ce produit a été testé et il satisfait les conditions de l'équipement informatique de Classe A en vertu de CISPR22/Standard européen EN 55022. Les conditions pour l'équipement de Classe A ont été définies en fonction d'un contexte d'utilisation commercial et industriel afin de fournir une protection raisonnable contre l'interférence d'appareils de communication autorisés.

**Avvertissement :** Ceci est un produit de Classe A. Dans un contexte résidentiel, ce produit peut causer une interférence radio exigeant que l'utilisateur prenne des mesures adéquates.

### Union Europea - Normativa EMC

Questo prodotto è conforme alle normative di protezione ai sensi della Direttiva del Consiglio dell'Unione Europea 89/336/CEE sull'armonizzazione legislativa degli stati membri in materia di compatibilità elettromagnetica.

IBM non accetta responsabilità alcuna per la mancata conformità alle normative di protezione dovuta a modifiche non consigliate al prodotto, compresa l'installazione di schede e componenti di marca diversa da IBM.

Le prove effettuate sul presente prodotto hanno accertato che esso rientra nei limiti stabiliti per le apparecchiature di informatica Classe A ai sensi del CISPR 22/Norma Europea EN 55022. I limiti delle apparecchiature della Classe A sono stati stabiliti al fine di fornire ragionevole protezione da interferenze mediante dispositivi di comunicazione in concessione in ambienti commerciali ed industriali.

**Avvertimento:** Questo è un prodotto appartenente alla Classe A. In ambiente domestico, tale prodotto può essere causa di interferenze radio, nel qual caso l'utente deve prendere misure adeguate.

### Unione Europea - Directiva EMC (Conformidad electromagnética)

Este producto satisface los requisitos de protección del Consejo de la UE, Directiva 89/336/CEE en lo que a la legislación de los Estados Miembros sobre compatibilidad electromagnética se refiere.

IBM no puede aceptar responsabilidad alguna si este producto deja de satisfacer dichos requisitos de protección como resultado de una modificación no recomendada del producto, incluyendo el ajuste de tarjetas de opción que no sean IBM.

Este producto ha sido probado y satisface los límites para Equipos Informáticos Clase A de conformidad con el Estándar CISPR22 y el Estándar Europeo EN 55022. Los límites para los equipos de Clase A se han establecido para entornos comerciales e industriales a fin de proporcionar una protección razonable contra las interferencias con dispositivos de comunicación licenciados.

**Advertencia:** Este es un producto de Clase A. En un entorno doméstico este producto podría causar radiointerferencias en cuyo caso el usuario deberá tomar las medidas adecuadas.

この装置は、情報処理装置等電波障害自主規制協議会（VCCI）の基準に基づきクラスA情報技術装置です。この装置を家庭環境で使用すると電波妨害を引き起こすことがあります。この場合には使用者が適切な対策を講ずるよう要求されることがあります。

警告使用者：  
這是甲類的資訊產品，在居住的環境中使用時，可能會造成射頻干擾，在這種情況下，使用者會被要求採取某些適當的對策。