


Engine & Cooling	Fuel	Ignition	Electrical	Running gear	Torque settings	Capacities	Notes & Illustrations
------------------	------	----------	------------	--------------	-----------------	------------	-----------------------



Automotive Technical DATA BOOK

Click on one of the buttons above to view data for this car. To return to this screen and make another choice, click anywhere on the data screen.

MENU

HELP

Engine and cooling system 80, 1.6 CAT 1987 to 1991

Type	PP (51kW) SOHC	
Capacity (cm ³) / number of cylinders	1595 / 4	
Compression ratio / pressure	bar	9.0 / ≥7.0
Oil pressure	bar	[2.0]
Oil temperature	°C	80
Valve clearance - inlet	mm	0: Hyd.
Valve clearance - exhaust	mm	0: Hyd.
Firing order	1-3-4-2	
No 1 cylinder position	TBE	
Thermostat opening temperature	°C	85
Radiator cap pressure	bar	1.2 to 1.5

Fuel system 80, 1.6 CAT 1987 to 1991

Idle speed - manual [auto]	rpm	825 to 975 N/A
Fast idle speed - manual [auto]	rpm	—
CO @ idle speed [3000 rpm] - see page VI	%	≤0.5
HC @ idle speed [3000 rpm] - see page VI	ppm	≤1200
CO ₂ @ idle speed [3000 rpm] - see page VI	%	—
O ₂ @ idle speed [3000 rpm] - see page VI	%	—
Carburettor / fuel injection	Pierburg	
Type / ref	2EE Ecotronic 050 129 015 B/D	
Main jet / needle	105, 110	
Injection pressure	bar	—
Pump pressure	bar	0.35 to 0.40
Octane rating	RON	91[U]

Ignition system 80, 1.6 CAT 1987 to 1991

Type	TSZ	
Ignition coil	Bosch	
Primary resistance	ohms	0.52 to 0.76
Ballast resistor	ohms	—
Voltage - Tmnl 15(+) to earth	V	—
Distributor	Bosch	
Points gap (air gap)	mm	—
Dwell angle	° (%)	—
Condenser capacity	µF	—
Rotation	Clockwise	
Ignition timing - basic [static	° Crankshaft @ rpm	18±2 BTDC @ 825 to 975
V = Vacuum NV = No Vacuum	V	
Total ignition advance	° Crankshaft @ rpm	—
	° Crankshaft @ rpm	—
	° Crankshaft @ rpm	—
Centrifugal check.	° Crankshaft @ rpm	0 @ 1000 to 1350
	° Crankshaft @ rpm	14 to 19 @ 3000
	° Crankshaft @ rpm	25 to 29 @ 5000
Vacuum range check	mbar	60 to 320
Maximum vacuum advance	° Crankshaft	13 to 15
Spark plugs	NGK	
Type	BUR5ET-10	
Electrode gap	mm	0.90 to 1.10

Electrical system 80, 1.6 CAT 1987 to 1991

Battery	V / CC / RC	12 / 36, 45Ah
Alternator voltage / full load current / engine rpm	14.0 / _ / 2000	
Starter motor current / voltage - cranking	A / V	—
- locked	A / V	—

Running gear 80, 1.6 CAT 1987 to 1991

Brakes -		
Front (min. friction material thickness)	mm	2.0
Rear (min. friction material thickness)	mm	2.5
Tyres		
Saloon	Size	175/70x14: 195/60x14
Estate / Van	Size	—
Pressure - front / rear - Saloon	bar	1.9 / 1.9
- Estate / Van	bar	—
Front suspension / wheel alignment		
Toe-in (+) / Toe-out (-)	mm [°]	[+10'±10']
Camber	-45'±30'	
Castor	+1°15'±30'	
King pin inclination	—	
Rear suspension / wheel alignment		
Toe-in (+) / Toe-out (-)	mm [°]	[+20'±20']
Camber	-1°±20'	

Torque wrench settings 80, 1.6 CAT 1987 to 1991

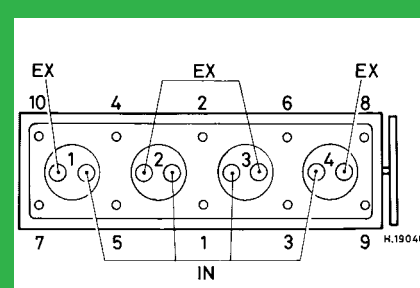
Cylinder head - stage 1	Nm	40 N
- stage 2	Nm	60
Cylinder head - stage 3	Nm	+ 90°
- stage 4	Nm	+ 90°
Big-end bearings	Nm	30 + 90°
Main bearings	Nm	65
Clutch cover	Nm	25
Flywheel [driveplate]	Nm	60 + 90° N
Front hubs	Nm	265 LkC
Rear hubs	Nm	WSM
Wheel nuts / bolts	Nm	110
Spark plugs	Nm	25

Capacities 80, 1.6 CAT 1987 to 1991

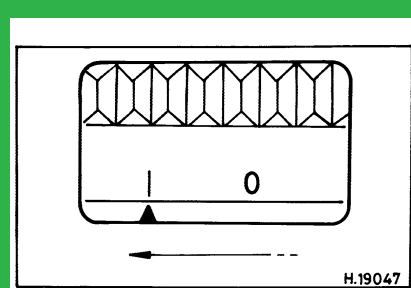
Engine oil & filter	litres	3.0
Gearbox - 4-speed [5-speed]	litres	2.4
Automatic transmission - refill	litres	—
Final drive	litres	WT
Cooling system	litres	7.0
Fuel tank	litres	68

Notes and Illustrations

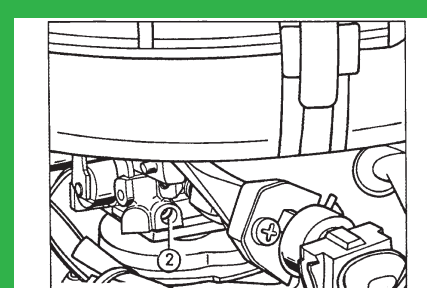
1: Idle speed 2: CO / Mixture



1595 cm³



1595 cm³



Pierburg 2EE