


Engine & Cooling	Fuel	Ignition	Electrical	Running gear	Torque settings	Capacities	Notes & Illustrations
------------------	------	----------	------------	--------------	-----------------	------------	-----------------------



# Automotive Technical DATA BOOK

Click on one of the buttons above to view data for this car. To return to this screen and make another choice, click anywhere on the data screen.

MENU

HELP

## Engine and cooling system Coupé & Cabrio 2.8 1991 to 1997

Type	AAH SOHC 12V + EGR. 128kW	
Capacity (cm <sup>3</sup> ) / number of cylinders	2771 / 6	
Compression ratio / pressure	bar	10.3 / ≥9.0
Oil pressure	bar	[4.5 to 6.0]
Oil temperature	°C	80
Valve clearance - inlet	mm	0: Hyd.
Valve clearance - exhaust	mm	0: Hyd.
Firing order	1-4-3-6-2-5	
No 1 cylinder position	PER	
Thermostat opening temperature	°C	87
Radiator cap pressure	bar	1.2 to 1.5

## Fuel system Coupé & Cabrio 2.8 1991 to 1997

Idle speed - manual [auto]	rpm	700 to 800 N/A
Fast idle speed - manual [auto]	rpm	2500 to 2800
CO @ idle speed [3000 rpm] - see page VI	%	≤0.5 [≤0.3] N/A
HC @ idle speed [3000 rpm] - see page VI	ppm	≤200
CO <sub>2</sub> @ idle speed [3000 rpm] - see page VI	%	—
O <sub>2</sub> @ idle speed [3000 rpm] - see page VI	%	—
Carburettor / fuel injection	—	
Type / ref	MPI	
Main jet / needle	—	
Injection pressure	bar	—
Pump pressure	bar	3.8 to 4.2
Octane rating	RON	95[U]

## Ignition system Coupé & Cabrio 2.8 1991 to 1997

Type	FEI	
Ignition coil	3x N, N128, N158	
Primary resistance	ohms	0.5 to 1.2
Ballast resistor	ohms	—
Voltage - Tmnl 15(+) to earth	V	—
Distributor	—	
Points gap (air gap)	mm	—
Dwell angle	° (%)	—
Condenser capacity	µF	—
Rotation	—	
Ignition timing - basic [static	° Crankshaft @ rpm	Computer control N/A
V = Vacuum NV = No Vacuum	—	
Total ignition advance	° Crankshaft @ rpm	Computer control
	° Crankshaft @ rpm	—
	° Crankshaft @ rpm	—
Centrifugal check.	° Crankshaft @ rpm	Computer control
	° Crankshaft @ rpm	—
	° Crankshaft @ rpm	—
Vacuum range check	mbar	Computer control
Maximum vacuum advance	° Crankshaft	—
Spark plugs	NGK/Bosch	
Type	BKUR6ET-10 / F7LTCR	
Electrode gap	mm	1.00±0.10

## Electrical system Coupé & Cabrio 2.8 1991 to 1997

Battery	V / CC / RC	12 / 63Ah
Alternator voltage / full load current / engine rpm	12.5 to 14.5 / _ / 2000	
Starter motor current / voltage - cranking	A / V	—
- locked	A / V	—

## Running gear Coupé & Cabrio 2.8 1991 to 1997

<b>Brakes -</b>		
Front (min. friction material thickness)	mm	2.0
Rear (min. friction material thickness)	mm	2.0

<b>Tyres</b>		
Saloon	Size	185/65x15:195/65x15:205/60x15
Estate / Van	Size	—
Pressure - front / rear - Saloon	bar	2.2 / 2.2
- Estate / Van	bar	—

## Front suspension / wheel alignment

Toe-in (+) / Toe-out (-)	mm [°]	[+10'±10']
Camber	-50'±30'. 4x4: -45'±30'	
Castor	+1°25'±30'. 4x4: +2°±30'	
King pin inclination	—	

## Rear suspension / wheel alignment

Toe-in (+) / Toe-out (-)	mm [°]	[+20'±20'].4x4: [+20'±10']
Camber	-1°±20'. 4x4: -45'±30'	

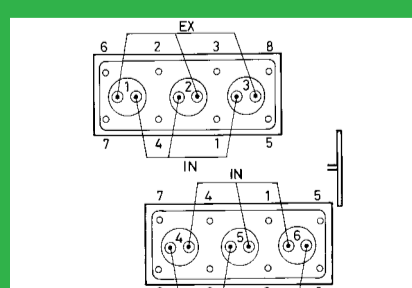

## Torque wrench settings Coupé & Cabrio 2.8 1991 to 1997

Cylinder head - stage 1	Nm	40 N
- stage 2	Nm	60
Cylinder head - stage 3	Nm	+ 90°
- stage 4	Nm	+ 90°
Big-end bearings	Nm	30 + 90°
Main bearings	Nm	65
Clutch cover	Nm	25
Flywheel [driveplate]	Nm	100 LkC
Front hubs	Nm	200 + 90°
Rear hubs	Nm	WSM. 4x4: 200 + 90°
Wheel nuts / bolts	Nm	110
Spark plugs	Nm	30

## Capacities Coupé & Cabrio 2.8 1991 to 1997

Engine oil & filter	litres	5.0
Gearbox - 4-speed [5-speed]	litres	2.4. 4x4: 2.9
Automatic transmission - refill	litres	3.0
Final drive	litres	AT & 4x4: 0.75
Cooling system	litres	7.0
Fuel tank	litres	70

## Notes and Illustrations



2771 cm<sup>3</sup>