

Engine & Cooling	Fuel	Ignition	Electrical	Running gear	Torque settings	Capacities	Notes & Illustrations
------------------	------	----------	------------	--------------	-----------------	------------	-----------------------



Automotive Technical DATA BOOK

Click on one of the buttons above to view data for this car. To return to this screen and make another choice, click anywhere on the data screen.

MENU **HELP**

Engine and cooling system Quattro 1988 to 1989

Type	MB (147kW) SOHC	
Capacity (cm ³) / number of cylinders	2226 / 5	
Compression ratio / pressure	bar	8.6 / _
Oil pressure	bar	[5.3]
Oil temperature	°C	80
Valve clearance - inlet	mm	0: Hyd.
Valve clearance - exhaust	mm	0: Hyd.
Firing order	1-2-4-5-3	
No 1 cylinder position	TBE	
Thermostat opening temperature	°C	87
Radiator cap pressure	bar	1.2 to 1.5

Fuel system Quattro 1988 to 1989

Idle speed - manual [auto]	rpm	800±50
Fast idle speed - manual [auto]	rpm	_
CO @ idle speed [3000 rpm] - see page VI	%	≤0.5
HC @ idle speed [3000 rpm] - see page VI	ppm	≤200
CO ₂ @ idle speed [3000 rpm] - see page VI	%	_
O ₂ @ idle speed [3000 rpm] - see page VI	%	_
Carburettor / fuel injection	Bosch	
Type / ref	K-Jetronic plus Turbo	
Main jet / needle	_	
Injection pressure	bar	3.0 to 4.1
Pump pressure	bar	4.7 to 5.4
Octane rating	RON	98[E 98 RON]

Ignition system Quattro 1988 to 1989

Type	FEI	
Ignition coil	Bosch	
Primary resistance	ohms	0.5 to 0.7
Ballast resistor	ohms	_
Voltage - Tmnl 15(+) to earth	V	_
Distributor	Bosch	
Points gap (air gap)	mm	_
Dwell angle	° (%)	N/A
Condenser capacity	µF	_
Rotation	Anticlockwise	
Ignition timing - basic [static	° Crankshaft @ rpm	Computer control N/A
V = Vacuum NV = No Vacuum	_	
Total ignition advance	° Crankshaft @ rpm	_
Centrifugal check.	° Crankshaft @ rpm	Computer control
Vacuum range check	mbar	Computer control
Maximum vacuum advance	° Crankshaft	_
Spark plugs	Bosch	
Type	W7DTC	
Electrode gap	mm	0.80 to 0.90

Electrical system Quattro 1988 to 1989

Battery	V / CC / RC	12 / 300 / 63Ah
Alternator voltage / full load current / engine rpm	12.5 to 14.5 / _ / 3000	
Starter motor current / voltage - cranking	A / V	_
- locked	A / V	_

Running gear Quattro 1988 to 1989

Brakes -		
Front (min. friction material thickness)	mm	7.0 with backing
Rear (min. friction material thickness)	mm	7.0 with backing
Tyres		
Saloon	Size	205/60x15: 215/50x15
Estate / Van	Size	_
Pressure - front / rear - Saloon	bar	1.9 / 1.9
- Estate / Van	bar	_
Front suspension / wheel alignment		
Toe-in (+) / Toe-out (-)	mm [°]	+0.5 to -1.0
Camber		-50'±30'
Castor		+1°30'+40'
King pin inclination		_
Rear suspension / wheel alignment		
Toe-in (+) / Toe-out (-)	mm [°]	-1.0±1.0
Camber		-30'±30'

Torque wrench settings Quattro 1988 to 1989

Cylinder head - stage 1	Nm	40 N
- stage 2	Nm	60
Cylinder head - stage 3	Nm	+ 90°
- stage 4	Nm	+ 90°
Big-end bearings	Nm	50
Main bearings	Nm	65
Clutch cover	Nm	25
Flywheel [driveplate]	Nm	Without shoulder: 75 ¹
Front hubs	Nm	280
Rear hubs	Nm	280
Wheel nuts / bolts	Nm	110
Spark plugs	Nm	20

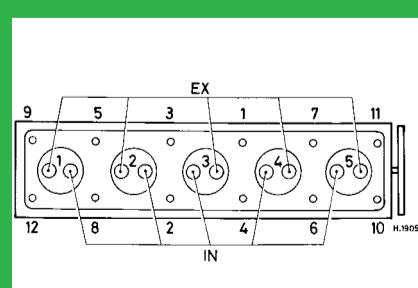
Capacities Quattro 1988 to 1989

Engine oil & filter	litres	4.0
Gearbox - 4-speed [5-speed]	litres	3.2
Automatic transmission - refill	litres	_
Final drive	litres	Rear: 2.2
Cooling system	litres	9.3
Fuel tank	litres	90

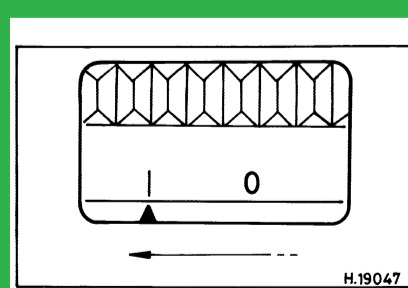
Notes and Illustrations

¹With shoulder: 30 + 90°


1: Idle speed 2: CO / Mixture



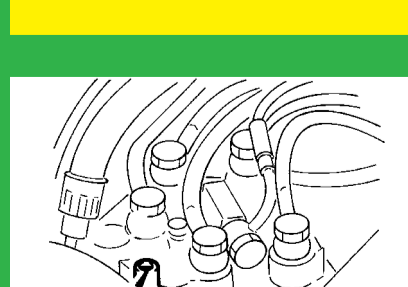
2226 cm³, SOHC 10V



2226 cm³, SOHC 10V



K-Jetronic



K-Jetronic