

Engine & Cooling	Fuel	Ignition	Electrical	Running gear	Torque settings	Capacities	Notes & Illustrations
------------------	------	----------	------------	--------------	-----------------	------------	-----------------------



Automotive Technical DATA BOOK

Click on one of the buttons above to view data for this car. To return to this screen and make another choice, click anywhere on the data screen.

MENU

HELP

Engine and cooling system Accord & Aerodeck 2.2i CAT 1989 to 1994

Type		F22A3/A7/A8 SOHC 16V 112kW
Capacity (cm ³) / number of cylinders		2156 / 4
Compression ratio / pressure	bar	9.8 / ≥9.3
Oil pressure	bar	0.7 [3.4]
Oil temperature	°C	80
Valve clearance - inlet	mm	0.24 to 0.28
Valve clearance - exhaust	mm	0.28 to 0.32
Firing order		1-3-4-2
No 1 cylinder position		TBE
Thermostat opening temperature	°C	76 to 80
Radiator cap pressure	bar	0.93 to 1.23

Fuel system Accord & Aerodeck 2.2i CAT 1989 to 1994

Idle speed - manual [auto]	rpm	770±50
Fast idle speed - manual [auto]	rpm	1400±200
CO @ idle speed [3000 rpm] - see page VI	%	≤0.1 N/A
HC @ idle speed [3000 rpm] - see page VI	ppm	≤200
CO ₂ @ idle speed [3000 rpm] - see page VI	%	-
O ₂ @ idle speed [3000 rpm] - see page VI	%	-
Carburettor / fuel injection		Honda
Type / ref		PGM-Fi MPI
Main jet / needle		-
Injection pressure	bar	2.8 to 3.2
Pump pressure	bar	-
Octane rating	RON	95[U]

Ignition system Accord & Aerodeck 2.2i CAT 1989 to 1994

Type		Electronic
Ignition coil		-
Primary resistance	ohms	0.6 to 0.8
Ballast resistor	ohms	-
Voltage - Tmnl 15(+) to earth	V	-
Distributor		Hitachi
Points gap (air gap)	mm	-
Dwell angle	° (%)	-
Condenser capacity	µF	-
Rotation		Clockwise
Ignition timing - basic [static	° Crankshaft @ rpm	15±2 BTDC @ 770±50
V = Vacuum NV = No Vacuum		V
Total ignition advance	° Crankshaft @ rpm	-
	° Crankshaft @ rpm	-
	° Crankshaft @ rpm	-
Centrifugal check.	° Crankshaft @ rpm	Computer control
	° Crankshaft @ rpm	-
	° Crankshaft @ rpm	-
Vacuum range check	mbar	Computer control
Maximum vacuum advance	° Crankshaft	-
Spark plugs		NGK/Champion
Type		ZFR6F-11 / RN9YCC
Electrode gap	mm	1.00 to 1.10

Electrical system Accord & Aerodeck 2.2i CAT 1989 to 1994

Battery	V / CC / RC	12 / 65Ah
Alternator voltage / full load current / engine rpm		13.5 to 14.5 / 80 / 3000
Starter motor current / voltage - cranking	A / V	-
- locked	A / V	-

Running gear Accord & Aerodeck 2.2i CAT 1989 to 1994

Brakes -		
Front (min. friction material thickness)	mm	1.6
Rear (min. friction material thickness)	mm	1.6

Tyres		
Saloon	Size	195/60x15
Estate / Van	Size	195/60x15
Pressure - front / rear - Saloon	bar	1.8 / 1.8
- Estate / Van	bar	2.2 / 2.2

Front suspension / wheel alignment

Toe-in (+) / Toe-out (-)	mm [°]	0±2.0
Camber		0±1°
Castor		+3°±1°
King pin inclination		-

Rear suspension / wheel alignment

Toe-in (+) / Toe-out (-)	mm [°]	+2.0±2.0 ¹
Camber		-30'±1°. 4WS: -20'±1°

Torque wrench settings Accord & Aerodeck 2.2i CAT 1989 to 1994

Cylinder head - stage 1	Nm	40 oiled
- stage 2	Nm	70
Cylinder head - stage 3	Nm	108
- stage 4	Nm	-
Big-end bearings	Nm	47
Main bearings	Nm	35, then 75 oiled
Clutch cover	Nm	26
Flywheel [driveplate]	Nm	105 [75]
Front hubs	Nm	245
Rear hubs	Nm	185
Wheel nuts / bolts	Nm	108
Spark plugs	Nm	18

Capacities Accord & Aerodeck 2.2i CAT 1989 to 1994

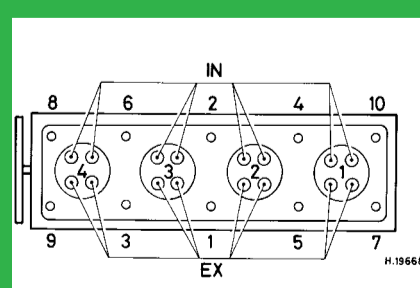
Engine oil & filter	litres	3.8
Gearbox - 4-speed [5-speed]	litres	2.0
Automatic transmission - refill	litres	2.4
Final drive	litres	WT
Cooling system	litres	7.2 [7.1] ²
Fuel tank	litres	65. 4WS: 60

Notes and Illustrations

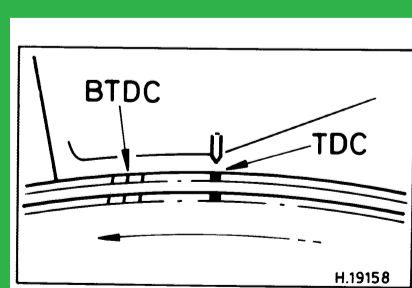
¹4WS: +3.0±2.0

²Aerodeck: 6.6


1: Idle speed 2: CO / Mixture




2156 cm³



2156 cm³



PGM-Fi



PGM-Fi