

Engine & Cooling	Fuel	Ignition	Electrical	Running gear	Torque settings	Capacities	Notes & Illustrations
------------------	------	----------	------------	--------------	-----------------	------------	-----------------------



# Automotive Technical DATA BOOK

Click on one of the buttons above to view data for this car. To return to this screen and make another choice, click anywhere on the data screen.

MENU

HELP

## Engine and cooling system Galant 2000 GLSi 1988 to 1993

Type		4G63-SOHC
Capacity (cm <sup>3</sup> ) / number of cylinders		1997 / 4
Compression ratio / pressure	bar	9.0 / ≥9.6
Oil pressure	bar	—
Oil temperature	°C	—
Valve clearance - inlet	mm	0: Hyd.
Valve clearance - exhaust	mm	0: Hyd.
Firing order		1-3-4-2
No 1 cylinder position		TBE
Thermostat opening temperature	°C	88
Radiator cap pressure	bar	0.76 to 1.04

## Fuel system Galant 2000 GLSi 1988 to 1993

Idle speed - manual [auto]	rpm	800±100 N/A
Fast idle speed - manual [auto]	rpm	—
CO @ idle speed [3000 rpm] - see page VI	%	1.5±0.5
HC @ idle speed [3000 rpm] - see page VI	ppm	≤1200
CO <sub>2</sub> @ idle speed [3000 rpm] - see page VI	%	—
O <sub>2</sub> @ idle speed [3000 rpm] - see page VI	%	—
Carburettor / fuel injection		Mitsubishi
Type / ref		ECI-Multi
Main jet / needle		—
Injection pressure	bar	2.6
Pump pressure	bar	3.2 to 3.5
Octane rating	RON	98[E 95 RON]

## Ignition system Galant 2000 GLSi 1988 to 1993

Type		Electronic
Ignition coil		F-088
Primary resistance	ohms	0.72 to 0.88
Ballast resistor	ohms	—
Voltage - Tmnl 15(+) to earth	V	—
Distributor		Mitsubishi
Points gap (air gap)	mm	—
Dwell angle	° (%)	—
Condenser capacity	µF	—
Rotation		—
Ignition timing - basic [static	° Crankshaft @ rpm	5±2 BTDC @ idle
V = Vacuum NV = No Vacuum		NV
Total ignition advance	° Crankshaft @ rpm	—
	° Crankshaft @ rpm	—
	° Crankshaft @ rpm	—
Centrifugal check.	° Crankshaft @ rpm	Electronic control
	° Crankshaft @ rpm	—
	° Crankshaft @ rpm	—
Vacuum range check	mbar	Electronic control
Maximum vacuum advance	° Crankshaft	—
Spark plugs		NGK/Champion
Type		BPR7ES-11 / RN9YC4
Electrode gap	mm	1.00 to 1.10

## Electrical system Galant 2000 GLSi 1988 to 1993

Battery	V / CC / RC	12 / 101 / 348 or / 71 / 390
Alternator voltage / full load current / engine rpm		13.4 to 14.9 / _ / 2500
Starter motor current / voltage - cranking	A / V	—
- locked	A / V	—

## Running gear Galant 2000 GLSi 1988 to 1993

<b>Brakes -</b>		
Front (min. friction material thickness)	mm	2.0
Rear (min. friction material thickness)	mm	2.0
<b>Tyres</b>		
Saloon	Size	185/70x14: 195/65x14
Estate / Van	Size	—
Pressure - front / rear - Saloon	bar	2.0 / 1.8
- Estate / Van	bar	—
<b>Front suspension / wheel alignment</b>		
Toe-in (+) / Toe-out (-)	mm [°]	0±1.5
Camber		+22'±30'
Castor		+2°±30'
King pin inclination		+13°55'
<b>Rear suspension / wheel alignment</b>		
Toe-in (+) / Toe-out (-)	mm [°]	0±1.5 PW
Camber		-45'±14'

## Torque wrench settings Galant 2000 GLSi 1988 to 1993

Cylinder head - stage 1	Nm	90 to 100 C
- stage 2	Nm	100 to 110 H
Cylinder head - stage 3	Nm	—
- stage 4	Nm	—
Big-end bearings	Nm	50 to 53
Main bearings	Nm	50 to 55
Clutch cover	Nm	15 to 22
Flywheel [driveplate]	Nm	130 to 140
Front hubs	Nm	200 to 260
Rear hubs	Nm	20 then 0 then 10 <sup>1</sup>
Wheel nuts / bolts	Nm	90 to 110
Spark plugs	Nm	20 to 30

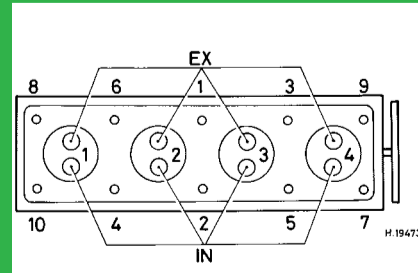
## Capacities Galant 2000 GLSi 1988 to 1993

Engine oil & filter	litres	4.0
Gearbox - 4-speed [5-speed]	litres	1.8
Automatic transmission - refill	litres	6.1
Final drive	litres	WT
Cooling system	litres	6.5
Fuel tank	litres	60

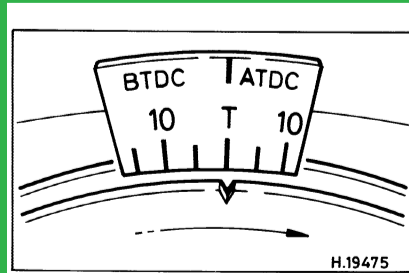
## Notes and Illustrations

<sup>1</sup>With rear discs: 200 to 260

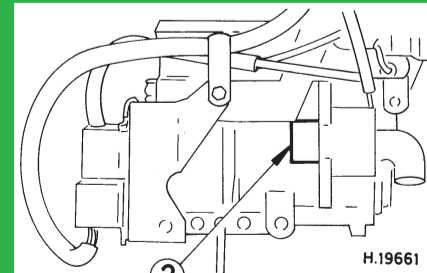
1: Idle speed 2: CO / Mixture



1997 cm<sup>3</sup>, 8V



1997 cm<sup>3</sup>



ECi-Multi