


Engine & Cooling	Fuel	Ignition	Electrical	Running gear	Torque settings	Capacities	Notes & Illustrations
------------------	------	----------	------------	--------------	-----------------	------------	-----------------------



## Automotive Technical DATA BOOK

Click on one of the buttons above to view data for this car. To return to this screen and make another choice, click anywhere on the data screen.

MENU

HELP

### Engine and cooling system Micra 1.0 (K10) 1989 to 1990

Type		MA10S SOHC 40kW
Capacity (cm <sup>3</sup> ) / number of cylinders		988 / 4
Compression ratio / pressure	bar	10.3 / ≥11.3 to 13.2
Oil pressure	bar	[2.9]
Oil temperature	°C	–
Valve clearance - inlet	mm	0.25 H
Valve clearance - exhaust	mm	0.30 H
Firing order		1-3-4-2
No 1 cylinder position		TBE
Thermostat opening temperature	°C	88
Radiator cap pressure	bar	0.90

### Fuel system Micra 1.0 (K10) 1989 to 1990

Idle speed - manual [auto]	rpm	800±50. A/C: 850±50
Fast idle speed - manual [auto]	rpm	1700 to 2100 [1800 to 2200]
CO @ idle speed [3000 rpm] - see page VI	%	1.5±0.5
HC @ idle speed [3000 rpm] - see page VI	ppm	≤1200
CO <sub>2</sub> @ idle speed [3000 rpm] - see page VI	%	–
O <sub>2</sub> @ idle speed [3000 rpm] - see page VI	%	–
Carburettor / fuel injection		Hitachi
Type / ref		DCZ306-91A [AT: -92A]
Main jet / needle		94, 130
Injection pressure	bar	–
Pump pressure	bar	0.20 to 0.27
Octane rating	RON	97[RA] <sup>1</sup>

### Ignition system Micra 1.0 (K10) 1989 to 1990

Type		Electronic
Ignition coil		Mitsubishi. Hitachi
Primary resistance	ohms	1.0 to 1.2
Ballast resistor	ohms	–
Voltage - Tmnl 15(+) to earth	V	–
Distributor		Hitachi/Mitsubishi
Points gap (air gap)	mm	[0.30 to 0.45]
Dwell angle	° (%)	–
Condenser capacity	µF	–
Rotation		Anticlockwise
Ignition timing - basic [static	° Crankshaft @ rpm	12±5 BTDC @ idle <sup>1</sup>
V = Vacuum NV = No Vacuum		NV
Total ignition advance	° Crankshaft @ rpm	12±5 BTDC @ idle <sup>2</sup>
	° Crankshaft @ rpm	–
	° Crankshaft @ rpm	–
Centrifugal check.	° Crankshaft @ rpm	0 @ 900 to 1300
	° Crankshaft @ rpm	10 @ 2200 to 2500
	° Crankshaft @ rpm	13 to 17 @ 3000
Vacuum range check	mbar	80 to 313 <sup>3</sup>
Maximum vacuum advance	° Crankshaft	16. AT: 11
Spark plugs		NGK/Champion
Type		BPR5ES / RN9YC
Electrode gap	mm	0.80 to 0.90

### Electrical system Micra 1.0 (K10) 1989 to 1990

Battery	V / CC / RC	12 / 45Ah
Alternator voltage / full load current / engine rpm		14.1 to 14.7 / _ / 2500
Starter motor current / voltage - cranking	A / V	55 [AT: 65] / 11.5 (no load)
- locked	A / V	–

### Running gear Micra 1.0 (K10) 1989 to 1990

<b>Brakes -</b>		
Front (min. friction material thickness)	mm	2.0
Rear (min. friction material thickness)	mm	1.5

<b>Tyres</b>		
Saloon	Size	155/70x13: 175/60x13
Estate / Van	Size	–
Pressure - front / rear - Saloon	bar	1.9 / 1.9
- Estate / Van	bar	–

### Front suspension / wheel alignment

Toe-in (+) / Toe-out (-)	mm [°]	+2.0 to 4.0
Camber		-25' to +1°25' N/A
Castor		+1°30' to 3° N/A
King pin inclination		+12°25' to 13°55' N/A

### Rear suspension / wheel alignment

Toe-in (+) / Toe-out (-)	mm [°]	–
Camber		–

### Torque wrench settings Micra 1.0 (K10) 1989 to 1990

Cylinder head - stage 1	Nm	34 to 39
- stage 2	Nm	64 to 69
Cylinder head - stage 3	Nm	–
- stage 4	Nm	–
Big-end bearings	Nm	29 to 34
Main bearings	Nm	46 to 52 in stages
Clutch cover	Nm	22 to 29
Flywheel [driveplate]	Nm	59 to 69 <sup>4</sup>
Front hubs	Nm	147 to 206
Rear hubs	Nm	186 to 255
Wheel nuts / bolts	Nm	78 to 98
Spark plugs	Nm	25 to 29

### Capacities Micra 1.0 (K10) 1989 to 1990

Engine oil & filter	litres	2.8
Gearbox - 4-speed [5-speed]	litres	2.6
Automatic transmission - refill	litres	6.0
Final drive	litres	WT
Cooling system	litres	4.3
Fuel tank	litres	40

### Notes and Illustrations

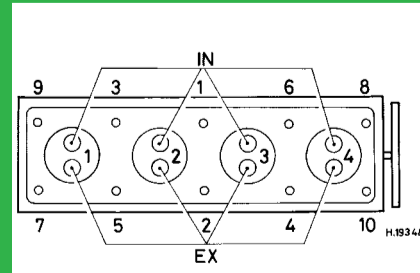
<sup>1</sup>[E 95 RON]: 11±5 BTDC @ idle

<sup>2</sup>95 RON: 11±5 BTDC @ idle

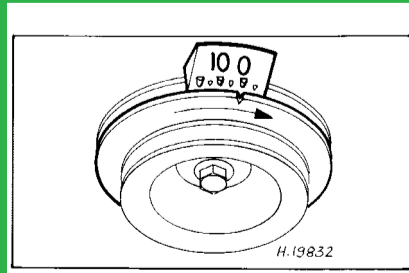
<sup>3</sup>[AT: 187 to 373]

<sup>4</sup>[70 to 80]

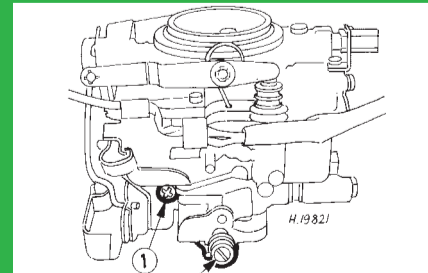
1: Idle speed 2: CO / Mixture



988 cm<sup>3</sup>



988 cm<sup>3</sup>



Hitachi DCZ