


Engine & Cooling	Fuel	Ignition	Electrical	Running gear	Torque settings	Capacities	Notes & Illustrations
------------------	------	----------	------------	--------------	-----------------	------------	-----------------------



Automotive Technical DATA BOOK

Click on one of the buttons above to view data for this car. To return to this screen and make another choice, click anywhere on the data screen.

MENU

HELP

Engine and cooling system Coupé, Cabrio & Tourer 1.6 1996 to 1997

Type		16K16 DOHC 16V
Capacity (cm ³) / number of cylinders		1589 / 4
Compression ratio / pressure	bar	10.5 /
Oil pressure	bar	1.7 to 3.5 (≤7.0)
Oil temperature	°C	80
Valve clearance - inlet	mm	0: Hyd.
Valve clearance - exhaust	mm	0: Hyd.
Firing order		1-3-4-2
No 1 cylinder position		TBE
Thermostat opening temperature	°C	88±2
Radiator cap pressure	bar	0.9 to 1.2

Fuel system Coupé, Cabrio & Tourer 1.6 1996 to 1997

Idle speed - manual [auto]	rpm	875±50 N/A
Fast idle speed - manual [auto]	rpm	—
CO @ idle speed [3000 rpm] - see page VI	%	≤0.5
HC @ idle speed [3000 rpm] - see page VI	ppm	—
CO ₂ @ idle speed [3000 rpm] - see page VI	%	—
O ₂ @ idle speed [3000 rpm] - see page VI	%	—
Carburettor / fuel injection		_Rover
Type / ref		MPI
Main jet / needle		—
Injection pressure	bar	3.0±0.2
Pump pressure	bar	4.1
Octane rating	RON	95[U]

Ignition system Coupé, Cabrio & Tourer 1.6 1996 to 1997

Type		MEMS
Ignition coil		NEC 100630
Primary resistance	ohms	0.63 to 0.77
Ballast resistor	ohms	—
Voltage - Tmnl 15(+) to earth	V	—
Distributor		—
Points gap (air gap)	mm	—
Dwell angle	° (%)	—
Condenser capacity	µF	—
Rotation		Anticlockwise
Ignition timing - basic [static	° Crankshaft @ rpm	10°±5° BTDC @ 875±50
V = Vacuum NV = No Vacuum		V
Total ignition advance	° Crankshaft @ rpm	—
	° Crankshaft @ rpm	—
	° Crankshaft @ rpm	—
Centrifugal check.	° Crankshaft @ rpm	—
	° Crankshaft @ rpm	—
	° Crankshaft @ rpm	—
Vacuum range check	mbar	—
Maximum vacuum advance	° Crankshaft	—
Spark plugs		Unipart
Type		GSP6662
Electrode gap	mm	0.85

Electrical system Coupé, Cabrio & Tourer 1.6 1996 to 1997

Battery	V / CC / RC	12 / 45Ah
Alternator voltage / full load current / engine rpm		/65A
Starter motor current / voltage - cranking	A / V	—
- locked	A / V	—

Running gear Coupé, Cabrio & Tourer 1.6 1996 to 1997

Brakes -		
Front (min. friction material thickness)	mm	3.0
Rear (min. friction material thickness)	mm	2.0

Tyres		
Saloon	Size	175/65x14:185/55x15
Estate / Van	Size	175/65x14:185/55x15
Pressure - front / rear - Saloon	bar	2.1 / 2.1
- Estate / Van	bar	2.1 / 2.1

Front suspension / wheel alignment		
Toe-in (+) / Toe-out (-)	mm [°]	(-0°20'±30')
Camber		-0°20'±10'
Castor		2°+30'-0'
King pin inclination		12°07'±30'

Rear suspension / wheel alignment		
Toe-in (+) / Toe-out (-)	mm [°]	(0°22'±15')
Camber		-0°22'±30'

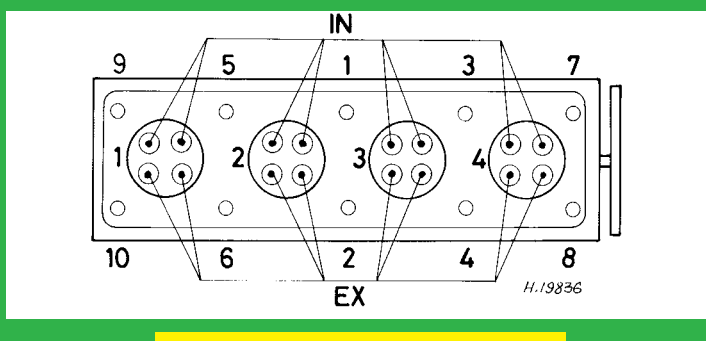

Torque wrench settings Coupé, Cabrio & Tourer 1.6 1996 to 1997

Cylinder head - stage 1	Nm	20
- stage 2	Nm	+180°
Cylinder head - stage 3	Nm	+180°
- stage 4	Nm	—
Big-end bearings	Nm	20 +45°
Main bearings	Nm	WSM
Clutch cover	Nm	18
Flywheel [driveplate]	Nm	85 N
Front hubs	Nm	180 N
Rear hubs	Nm	—
Wheel nuts / bolts	Nm	110
Spark plugs	Nm	27

Capacities Coupé, Cabrio & Tourer 1.6 1996 to 1997

Engine oil & filter	litres	4.5
Gearbox - 4-speed [5-speed]	litres	1.8
Automatic transmission - refill	litres	4.5
Final drive	litres	WT
Cooling system	litres	4.7
Fuel tank	litres	50

Notes and Illustrations



H19836
1589 cm³ 16V