


Engine & Cooling	Fuel	Ignition	Electrical	Running gear	Torque settings	Capacities	Notes & Illustrations
------------------	------	----------	------------	--------------	-----------------	------------	-----------------------



# Automotive Technical DATA BOOK

Click on one of the buttons above to view data for this car. To return to this screen and make another choice, click anywhere on the data screen.

MENU

HELP

## Engine and cooling system Ibiza & Cordoba 1.6i 1993 to 1997

Type		ABU SOHC 8V 55kW
Capacity (cm <sup>3</sup> ) / number of cylinders		1598 / 4
Compression ratio / pressure	bar	9.3 / ≥7.0
Oil pressure	bar	[2.0]
Oil temperature	°C	80
Valve clearance - inlet	mm	0: Hyd.
- exhaust	mm	0: Hyd.
Firing order		1-3-4-2
No 1 cylinder position		TBE
Thermostat opening temperature	°C	84
Radiator cap pressure	bar	1.4 to 1.6

## Fuel system Ibiza & Cordoba 1.6i 1993 to 1997

Idle speed - manual [auto]	rpm	750 to 850 N/A
Fast idle speed - manual [auto]	rpm	2500 to 2800
CO @ idle speed [3000 rpm] - see page VI	%	≤0.5 [≤0.3]
HC @ idle speed [3000 rpm] - see page VI	ppm	≤200
CO <sub>2</sub> @ idle speed [3000 rpm] - see page VI	%	-
O <sub>2</sub> @ idle speed [3000 rpm] - see page VI	%	-
Carburettor / fuel injection		Bosch
Type / ref		Mono-Motronic
Main jet / needle		-
Injection pressure	bar	0.8 to 1.2
Pump pressure	bar	-
Octane rating	RON	91[U]

## Ignition system Ibiza & Cordoba 1.6i 1993 to 1997

Type		Motronic
Ignition coil		Bosch N152
Primary resistance	ohms	0.5 to 0.7
Ballast resistor	ohms	-
Voltage - Tmnl 15(+) to earth	V	-
Distributor		Bosch
Points gap (air gap)	mm	-
Dwell angle	° (%)	-
Condenser capacity	µF	-
Rotation		Anticlockwise
Ignition timing - basic [static	° Crankshaft @ rpm	5±1 BTDC @ 750 to 850 N/A
V = Vacuum NV = No Vacuum		NV
Total ignition advance	° Crankshaft @ rpm	34±3 BTDC @ ≤3000
	° Crankshaft @ rpm	-
	° Crankshaft @ rpm	-
Centrifugal check.	° Crankshaft @ rpm	Computer control
	° Crankshaft @ rpm	-
	° Crankshaft @ rpm	-
Vacuum range check	mbar	Computer control
Maximum vacuum advance	° Crankshaft	-
Spark plugs		Bosch/Champion
Type		W8DTC / N7BYC
Electrode gap	mm	0.70 to 0.90

## Electrical system Ibiza & Cordoba 1.6i 1993 to 1997

Battery	V / CC / RC	12v / 36, 45Ah
Alternator voltage / full load current / engine rpm		14.1 / 70, 80 / 3000
Starter motor current / voltage - cranking	A / V	-
- locked	A / V	-

## Running gear Ibiza & Cordoba 1.6i 1993 to 1997

<b>Brakes -</b>		
Front (min. friction material thickness)	mm	7.0 with backing
Rear (min. friction material thickness)	mm	2.5 with backing

## Tyres

Saloon	Size	175/70x13: 185/60x14
Estate / Van	Size	-
Pressure - front / rear - Saloon	bar	2.1 / 1.8
- Estate / Van	bar	-

## Front suspension / wheel alignment

Toe-in (+) / Toe-out (-)	mm [°]	[0±10°]
Camber		-30'±20'
Castor		+1°30'±30'
King pin inclination		-

## Rear suspension / wheel alignment

Toe-in (+) / Toe-out (-)	mm [°]	[+15'±5'] N/A
Camber		-1°34'±20'


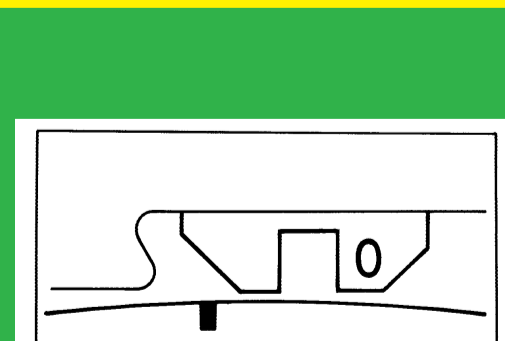
## Torque wrench settings Ibiza & Cordoba 1.6i 1993 to 1997

Cylinder head - stage 1	Nm	40
- stage 2	Nm	60
- stage 3	Nm	+ 90°
- stage 4	Nm	+ 90°
Big-end bearings	Nm	30 + 90° N
Main bearings	Nm	65
Clutch cover	Nm	25
Flywheel [driveplate]	Nm	60 + 90° N
Front hubs	Nm	265
Rear hubs	Nm	WSM
Wheel nuts / bolts	Nm	110
Spark plugs	Nm	25

## Capacities Ibiza & Cordoba 1.6i 1993 to 1997

Engine oil & filter	litres	4.0
Gearbox - 4-speed [5-speed]	litres	3.1
Automatic transmission - refill	litres	-
Final drive	litres	WT
Cooling system	litres	5.5
Fuel tank	litres	47

## Notes and Illustrations

1598 cm<sup>3</sup>1598 cm<sup>3</sup>