


Engine & Cooling	Fuel	Ignition	Electrical	Running gear	Torque settings	Capacities	Notes & Illustrations
------------------	------	----------	------------	--------------	-----------------	------------	-----------------------



Automotive Technical DATA BOOK

Click on one of the buttons above to view data for this car. To return to this screen and make another choice, click anywhere on the data screen.

MENU

HELP

Engine and cooling system Cavalier/Vectra-A 2.5i 24V 1993 to 1995

Type	C25XE DOHC24V.125kW.91/441/EEC	
Capacity (cm ³) / number of cylinders	2498 / 6	
Compression ratio / pressure	bar	10.5 / _
Oil pressure	bar	≥1.2
Oil temperature	°C	≥80
Valve clearance - inlet	mm	0: Hyd.
Valve clearance - exhaust	mm	0: Hyd.
Firing order	1-2-3-4-5-6	
No 1 cylinder position	RR	
Thermostat opening temperature	°C	92 to 107
Radiator cap pressure	bar	1.40 to 1.50

Fuel system Cavalier/Vectra-A 2.5i 24V 1993 to 1995

Idle speed - manual [auto]	rpm	620 to 780
Fast idle speed - manual [auto]	rpm	_
CO @ idle speed [3000 rpm] - see page VI	%	[≤0.3]
HC @ idle speed [3000 rpm] - see page VI	ppm	≤1200
CO ₂ @ idle speed [3000 rpm] - see page VI	%	_
O ₂ @ idle speed [3000 rpm] - see page VI	%	_
Carburettor / fuel injection	Bosch	
Type / ref	M2.8-Motronic SEFI	
Main jet / needle	_	
Injection pressure	bar	2.2 to 2.7
Pump pressure	bar	3.0 to 3.5
Octane rating	RON	95[U]

Ignition system Cavalier/Vectra-A 2.5i 24V 1993 to 1995

Type	DIS	
Ignition coil	3x2 Dual spark	
Primary resistance	ohms	_
Ballast resistor	ohms	_
Voltage - Tmnl 15(+) to earth	V	_
Distributor	_	
Points gap (air gap)	mm	_
Dwell angle	° (%)	Electronic control
Condenser capacity	µF	_
Rotation	_	
Ignition timing - basic [static	° Crankshaft @ rpm	N/A
V = Vacuum NV = No Vacuum	_	
Total ignition advance	° Crankshaft @ rpm	_
	° Crankshaft @ rpm	_
	° Crankshaft @ rpm	_
Centrifugal check.	° Crankshaft @ rpm	Computer control
	° Crankshaft @ rpm	_
	° Crankshaft @ rpm	_
Vacuum range check	mbar	Computer control
Maximum vacuum advance	° Crankshaft	_
Spark plugs	Bosch	
Type	FR8LDC	
Electrode gap	mm	0.80±0.10

Electrical system Cavalier/Vectra-A 2.5i 24V 1993 to 1995

Battery	V / CC / RC	12 / 210 / 65
Alternator voltage / full load current / engine rpm	14.5±0.15 / 70, 100 / 4000	
Starter motor current / voltage - cranking	A / V	80 / 12 no load
- locked	A / V	_

Running gear Cavalier/Vectra-A 2.5i 24V 1993 to 1995

Brakes -		
Front (min. friction material thickness)	mm	7.0 with backing
Rear (min. friction material thickness)	mm	7.0 with backing

Tyres		
Saloon	Size	195/60x15
Estate / Van	Size	_
Pressure - front / rear - Saloon	bar	2.7 / 2.5
- Estate / Van	bar	_

Front suspension / wheel alignment

Toe-in (+) / Toe-out (-)	mm [°]	[-15'±10']
Camber	-1°10'±45' L	
Castor	+2°±1° L	
King pin inclination	_	

Rear suspension / wheel alignment

Toe-in (+) / Toe-out (-)	mm [°]	[-10'+30'-20']
Camber	-1°40'±30'	

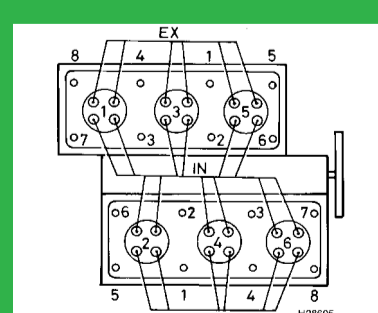

Torque wrench settings Cavalier/Vectra-A 2.5i 24V 1993 to 1995

Cylinder head - stage 1	Nm	25 N
- stage 2	Nm	+ 90°
Cylinder head - stage 3	Nm	+ 90°
- stage 4	Nm	+ 90° +15°
Big-end bearings	Nm	35 + 45° +15° N
Main bearings	Nm	50 + 45° +15° N
Clutch cover	Nm	15
Flywheel [driveplate]	Nm	65 + 30° +15° N
Front hubs	Nm	WSM
Rear hubs	Nm	WSM
Wheel nuts / bolts	Nm	110
Spark plugs	Nm	25

Capacities Cavalier/Vectra-A 2.5i 24V 1993 to 1995

Engine oil & filter	litres	4.5
Gearbox - 4-speed [5-speed]	litres	1.9
Automatic transmission - refill	litres	3.0 to 3.5
Final drive	litres	WT
Cooling system	litres	7.5 [7.3]
Fuel tank	litres	61

Notes and Illustrations



2498 cm³, 24V