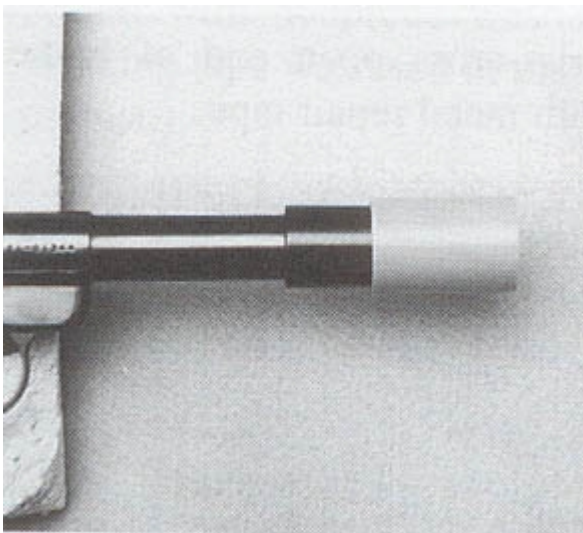


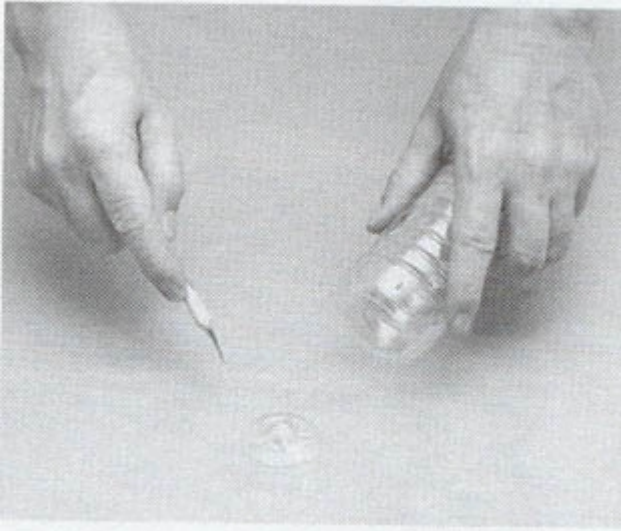
- "Tornado Tube" Plastic Water bottle(11.2 fl. oz/330ml)
- Medium coarse steel wool pads (2)
- Section of 1/2" PVC pipe

This silencer takes its name from the adapter fashioned from an educational toy sold in teacher supply stores. The Tornado Tube is a short plastic cylinder threaded in both ends and used to connect two large plastic soft drink bottles mouth to mouth. By filling one of the bottles with water and inverting it over the other bottle according to instructions, a tornado-like whirlpool vortex can be created as the water drains from the upper bottle, through the Tornado Tube, and into the lower bottle.


Wrap end of barrel with tape and friction fit Tornado Tube into place.



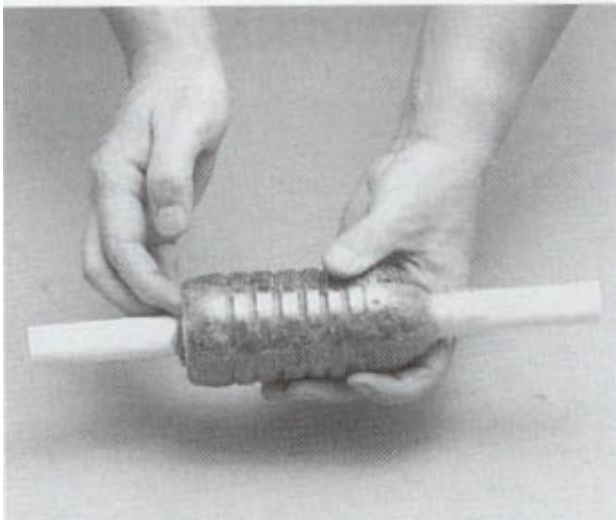
Cut out bottom of bottle.



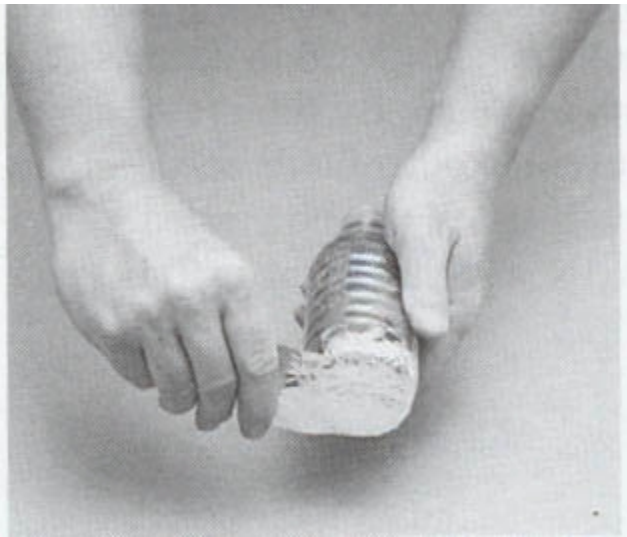
Unfold steel wool pads and wrap around pipe.



Insert wrapped pipe into bottle as shown. Pull pipe out through bottle mouth.



Criss-cross open end with metal repair tape.



Screw bottle into adapter.

