

AT MICROFICHE REFERENCE LIBRARY

A project of Volunteers in Asia

Barbs, Prongs, Points, Prickers, & Stickers: A
Complete and Illustrated Catalogue of Antique
Barbed Wire

by Robert Clifton

Published by:

University of Oklahoma Press
Norman, Oklahoma 73019
USA

Available from:

same as above

Reproduced by permission.

Reproduction of this microfiche document in any form is subject to the same restrictions as those of the original document.

**Bobs, Prongs,
Points, Prickers,
& Stickers**

**A Complete and Illustrated
Catalogue of Antique
Barbed Wire**

Robert T. Clifton

Barbs, Prongs, Points, Prickers, & Stickers

Barbs, Prongs, Points, Prickers, & Stickers



***A Complete and Illustrated
Catalogue of Antique
Barbed Wire***



Robert T. Clifton



University of Oklahoma Press

Library of Congress Catalog Card Number: 78-88140

Copyright © 1970 by the University of Oklahoma Press, Norman, Publishing Division of the University. Manufactured in the U.S.A. First edition, 1970; second printing, 1971; third printing, 1973; fourth printing, 1979; fifth printing, 1984.

To my wife

Foreword

ALONG THE TRAIL of American history, there is an endless array of archival material and artifacts that attract and hold the interest of scholars and other people who look to the past for their pleasure as well as for information. When these objects of history lend themselves to grouping and can be moved, their accumulation becomes the goal of museums, libraries, and individuals. This collecting has become the hobby of an ever increasing number of American people who delight in gathering, exchanging, and hoarding "evidence" of a former time. The general trend is to concentrate on objects of inconsiderable size, such as buttons, bottles, spurs, bridle bits, and even fence wire.

The strong interest in antique barbed wire is indicated by the number of people who are actively discussing, collecting, trading, selling, and exhibiting it. So vigorous and impressive is the movement that people who, until recently, never knew there was more than one kind are making the various aspects of barbed wire the highlights of their conversation. Whenever farmers and ranchers gather to discuss crops, stock, and prices, stories of early barbed wire are likely to become part of the conversation. Displays can be seen in cafés, filling stations, and barbershops. Larger and more elaborate exhibits appear in museums and on the show boards of collectors.

Gripped with excitement, the collector searches farm and ranch lands for antique barbed wire. His hope is to find a "new" old wire. He may never find the elusive treasure,

but he is found "looking out" ghost towns in New Mexico, checking faint remains of eastern Colorado homesteads, criss-crossing Kansas plains, or scouting lake shores and new expressway sites.

The men, women, and youngsters who engage in this hobby are scattered throughout the country. Among them are doctors, lawyers, engineers, teachers, students, and civil servants. They are determined that future generations will be able to view the evidence of the past which they have gathered with such patience and pleasure. Those "possessed" by this unusual hobby know the enjoyment it brings—an enjoyment that is equalled only by the curiosity of the uninformed, who observe and wonder what it is all about. For those who know what it is all about—who know the rewards of collecting a wire that had so important a role in the development of our country—this book is intended to serve as a helpful guide.

I regret that all who helped me cannot be listed, but I am deeply grateful to all of them. My greatest indebtedness, however, is to C. Boone McClure, Museum Director, and his staff, Panhandle-Plains Historical Museum, Canyon, Texas; Roscoe Rouse, Jr., University Librarian, and the Patents Section staff, Oklahoma State University, Stillwater, Oklahoma; and the personnel of the Correspondence and Mail Branch, United States Patent Office, Department of Commerce, Washington, D.C., for the co-operative and positive assistance provided when the material for the work was being collected.

I wish, also, to acknowledge indebtedness to the following collectors for their help and suggestions during the various stages of research and organization: Leo and Elva Shugart, Hoisington, Kansas; W. T. Swink, Olney, Texas; Hollis J. Gordon, Independence, Missouri; Watson W.

Davis, Greenwood, Missouri; William Crogan, Cheyenne, Wyoming; Lorena Ellicott, Van Tassell, Wyoming; Keith E. Hanna, Lexington, Nebraska; Tom Rawley, North Platte, Nebraska; Niels Miller, Herman, Nebraska; and Lawrence Long, Bowie, Texas.

And last, especial thanks are extended to Robert T. Clifton II, Denton, Texas; Leroy and Nancy Lutz, Henrietta, Texas; and Claude and Sarah Clifton, Flagstaff, Arizona, whose enthusiastic support and evaluation of the book in its early stages motivated and encouraged its completion.

ROBERT T. CLIFTON

Contents

FOREWORD	<i>vii</i>
INTRODUCTION	3
 <i>SECTION I. WIRE FENCING</i>	
BARBLESS WIRE	9
Plain	9
<i>One Strand</i> (Figures 1-3)	9
<i>Two Strand</i> (4-5)	9
<i>Three Strand</i> (6)	10
<i>Half Round</i> (7)	10
<i>Square</i> (8)	10
<i>Undulating</i> (9)	10
Ornamental	11
<i>Braid</i> (Figures 10-23)	11
<i>Panel</i> (24-37)	15
<i>Loop</i> (38-45)	19
<i>Spread</i> (46-54)	22
BARBED WIRE: SINGLE STRAND	25
SINGLE STRAND	
One-point Wire Barbs	25
<i>Loop</i> (Figures 55-59)	25
<i>Nail</i> (60)	26
Two-point Wire Barbs	27
<i>Single Turn</i> (Figures 61-70)	27
<i>Coil</i> (71-86)	30
<i>Wrap</i> (87-94)	35

<i>Twist</i> (95-101)	37
<i>Kink Locked</i> (102-14)	39
<i>Loop Locked</i> (115-21)	43
<i>Washer Locked</i> (122-26)	46
<i>Clip</i> (127-29)	47
<i>Hitch</i> (130-31)	48
<i>Welded</i> (132-34)	48
Three-point Barbs	49
<i>Clip and Nail</i> (Figure 135)	49
<i>Wire and Barbed Washer</i> (136)	50
Four-point Wire Barbs	50
<i>Coil</i> (Figures 137-51)	50
<i>Wrap</i> (152-56)	55
<i>Twist</i> (157-61)	56
<i>Kink Locked</i> (162-69)	58
<i>Loop Locked</i> (170-73)	61
<i>Staple</i> (174-78)	62
<i>Block and Nail</i> (179)	64
<i>Welded</i> (180-81)	64
Four-point Barbs	65
<i>Wire and Barbed Washer</i> (Figure 182)	65
Multi-point Barbs	65
<i>Coil</i> (Figures 183-84)	65
<i>Spiral Fin</i> (185-86)	66
<i>Chipped Wire</i> (187-89)	66
<i>Sprig</i> (190)	67
<i>Welded</i> (191)	67
One-point Sheet Metal Barbs	68
<i>Leaf</i> (Figure 192)	68
Two-point Sheet Metal Barbs	68
<i>Coil</i> (Figures 193-94)	68
<i>Wrap</i> (195-98)	69

<i>Clip</i> (199–204)	70
<i>Perforated</i> (205–10)	72
Three-point Sheet Metal Barbs	74
<i>Wrap</i> (Figures 211–14)	74
<i>Rider</i> (215–17)	75
Four-point Sheet Metal Barbs	76
<i>Wrap</i> (Figures 218–19)	76
<i>Kinked Locked</i> (220–23)	77
<i>Joint Locked</i> (224–26)	78
<i>Rider</i> (227–28)	79
<i>Star</i> (229–31)	80
<i>Spinner</i> (232)	81
Multi-point Sheet Metal Barbs	81
<i>Star</i> (Figures 233–38)	81
<i>Wheel</i> (239–40)	83
<i>Sprig</i> (241–44)	84
<i>Strand-Mounted Barb Strips</i> (245–51)	85
<i>Disc</i> (252)	87
BARBED WIRE: TWO STRAND	88
TWO STRAND	88
One-point Wire Barbs	88
<i>Wrap</i> (Figures 253–55)	88
<i>Block and Nail</i> (256)	89
Two-point Wire Barbs	89
<i>Single Turn</i> (Figures 257–82)	89
<i>Coil</i> (283–322)	97
<i>Wrap</i> (323–43)	109
<i>Kinked Locked</i> (344–46)	115
<i>Looped Locked</i> (347–53)	116
<i>Washer Locked</i> (354–56)	118
<i>Clip</i> (357–68)	119
<i>Spreader</i> (369–84)	123

<i>Horizontal Strand Locking</i> (385-92)	129
<i>Dropped Loop</i> (393-95)	131
<i>Tie</i> (396-99)	132
<i>Crossover</i> (400-405)	134
<i>Shock Absorber</i> (406-408)	136
<i>Pin</i> (409-14)	137
<i>Strand Clutched</i> (415-19)	139
<i>Integrated Strand</i> (420-22)	141
<i>Block and Nail</i> (423-26)	142
<i>Welded</i> (427-29)	143
Three-point Wire Barbs	144
<i>Split Point</i> (Figures 430-31)	144
Four-point Wire Barbs	145
<i>Coil</i> (Figures 432-47)	145
<i>Wrap</i> (448-71)	150
<i>Twist</i> (472-76)	158
<i>Kink Locked</i> (477-78)	160
<i>Loop Locked</i> (479)	160
<i>Staple</i> (480-90)	161
<i>Spreader</i> (491-94)	164
<i>Split Wire</i> (495-96)	166
<i>Plate Locked</i> (497)	166
Multi-point Wire Barbs	167
<i>Wire Rowel</i> (Figure 498)	167
One-point Sheet Metal Barbs	167
<i>Leaf</i> (Figure 499)	167
Two-point Sheet Metal Barbs	167
<i>Wrap</i> (Figures 500-504)	167
<i>Perforated</i> (505-509)	169
<i>Clip</i> (510-11)	171
<i>Strand Clutched</i> (512-20)	171
<i>Square Plate</i> (521-22)	174
<i>Fence Strap</i> (523)	175

Two-point Malleable and Cast Iron Barbs	175
<i>Clip</i> (Figures 524-26)	175
<i>Pin</i> (527-29)	176
Three-point Sheet Metal Barbs	177
<i>Wrap</i> (Figures 530-31)	177
<i>Rider</i> (532)	178
<i>Strand Clutched</i> (533-35)	178
Four-point Sheet Metal Barbs	179
<i>Wrap</i> (Figures 536-41)	179
<i>Clip</i> (542-45)	181
<i>Joint Locked</i> (546-47)	183
<i>Spinner</i> (548-52)	183
<i>Square Plate</i> (553-61)	185
<i>"H" Plate</i> (562-66)	188
<i>Vee Plate</i> (567-72)	190
<i>Arrow Plate</i> (573-77)	192
<i>Diamond Plate</i> (578-84)	194
<i>Star</i> (585-87)	196
<i>Fence Strap</i> (588-89)	197
Four-point Malleable and Cast Iron Barbs	198
<i>Star</i> (Figures 590-93)	198
Multi-point Sheet Metal Barbs	199
<i>Square Plate</i> (Figures 594-600)	199
<i>Diamond Plate</i> (601-602)	202
<i>Spreader Plate</i> (603-604)	203
<i>Wheel</i> (605-15)	204
<i>Star</i> (616)	207
<i>Zigzag Strip</i> (617-19)	208
<i>Fence Strap</i> (620-23)	209
Multi-point Malleable and Cast Iron Barbs	211
<i>Wheel</i> (Figure 624)	211
<i>Bur</i> (625-26)	211
<i>Cylinder</i> (627)	212
<i>Disc</i> (628)	212

BARBED WIRE: THREE STRAND	213
THREE STRAND	213
One-point Barb	213
<i>Tack</i> (Figure 629)	213
Two-point Wire Barbs	213
<i>Single Turn</i> (Figures 630-34)	213
<i>Coil</i> (635-48)	215
<i>Wrap</i> (649)	219
<i>Loop Locked</i> (650)	220
<i>Strand Clutched</i> (651-53)	220
<i>Horizontal Strand Locking</i> (654)	221
<i>Integrated Barb Strand</i> (655-60)	221
Four-point Wire Barbs	223
<i>Coil</i> (Figure 661)	223
<i>Wrap</i> (662-64)	224
<i>Spreader</i> (665)	225
Two-point Sheet Metal Barbs	225
<i>Single Turn</i> (Figure 666)	225
<i>Wrap</i> (667)	225
Three-point Sheet Metal Barbs	226
<i>Vee Plate</i> (Figures 668-69)	226
Four-point Sheet Metal Barbs	226
<i>Joint Locked</i> (Figure 670)	226
<i>Strand Clutched</i> (671)	227
<i>Fence Strap</i> (672)	227
Multi-point Sheet Metal Barbs	228
<i>Star</i> (Figure 673)	228
BARBED WIRE: FOUR STRAND	229
FOUR STRAND	229
Two-point Barbs	229
<i>Coil</i> (Figures 674-76)	229
<i>Strand Clutched</i> (677-78)	230

<i>Contents</i>	<i>xvii</i>
<i>Double Tack</i> (679)	231
Multi-point Sheet Metal Barbs	231
<i>Wheel</i> (Figure 680)	231
BARBED WIRE: LINK	232
LINK WIRE	232
Two-point Terminal Barbs	232
<i>End Tie and Loop</i> (Figures 681-83)	232
<i>Hook and Loop</i> (684-96)	233
<i>Coil and Loop</i> (697-98)	237
<i>Center Wrap</i> (699-708)	238
<i>Diamond Plate</i> (709-10)	241
Four-point Terminal Barbs	242
<i>Center Wrap</i> (Figures 711-12)	242
<i>Hook and Diamond Plate</i> (713)	243
Multi-point Terminal Barbs	243
<i>End Wrap</i> (Figure 714)	243
<i>Wheel</i> (715-17)	244
BARBED WIRE: SECTIONAL	245
SECTIONAL WIRE	245
Two-point Terminal Barbs	245
<i>Wrap</i> (Figures 718-22)	245
<i>Diamond Plate</i> (723-25)	246
<i>Hook</i> (726-28)	247
<i>Tie</i> (729-32)	248
<i>Triangle Plate</i> (733)	249
Four-point Terminal Barbs	249
<i>Diamond Plate</i> (Figure 734)	249
<i>Split Wire</i> (735)	250
<i>Vee Plate</i> (736)	250
BARBED WIRE: MESH	251
MESH WIRE	251
Two-point Wire Barbs	251

<i>Single Turn</i> (Figures 737-38)	251
<i>Coil</i> (739)	252
<i>Loop Locked</i> (740)	252
<i>Spreader</i> (741-42)	253
Four-point Wire Barbs	254
<i>Coil</i> (Figure 743)	254
<i>Swinging</i> (744)	254
Multi-point Wire Barbs	255
<i>Swinging</i> (Figure 745)	255
Four-point Sheet Metal Barbs	255
<i>Star</i> (Figure 746)	255
BARBED WIRE: INTERLACED	256
INTERLACED FENCE STRANDS	256
Two-point Wire Barbs	256
<i>Hook</i> (Figures 747-48)	256
<i>Spreader</i> (749)	257
SECTION II. METALLIC STRIP FENCING	
BARBLESS STRIPS	261
Flat Strips	261
<i>Plain</i> (Figures 750-51)	261
<i>Ribbed</i> (752-53)	261
<i>Panel</i> (754-57)	262
<i>Wire Reinforced</i> (758)	263
<i>Undulating</i> (759)	264
Twist Strips	264
<i>Plain</i> (Figures 760-62)	264
<i>Center Core</i> (763-64)	265
Corrugated Strips	265
<i>Plain</i> (Figures 765-69)	265
<i>Ribbed</i> (770-72)	267
Sectional Strips	268
<i>Plate Locked</i> (Figures 773-77)	268

<i>Contents</i>	<i>xix</i>
BARB-MOUNTED STRIPS	270
One-point Barbs	270
<i>Tack</i> (Figures 778–80)	270
<i>Sprig</i> (781)	271
Two-point Barbs	271
<i>Single Turn</i> (Figures 782–90)	271
<i>Coil</i> (791–93)	274
<i>Twist</i> (794–98)	275
<i>Clip</i> (799–819)	277
<i>Insert</i> (820–34)	284
<i>Crimp Locked</i> (835–37)	289
Four-point Barbs	290
<i>Twist</i> (Figures 838–39)	290
<i>Clip</i> (840)	291
<i>Rider</i> (841)	291
<i>Insert</i> (842–48)	292
<i>Crimp Locked</i> (849)	294
<i>Riveted</i> (850)	295
Multi-point Barbs	295
<i>Serrated Insert Strip</i> (Figures 851–52)	295
<i>Wheel</i> (853–55)	296
BARB-MOUNTED DOUBLE STRIPS	298
Two-point Barbs	298
<i>Clip</i> (Figures 856–60)	298
<i>Insert</i> (861–65)	300
INTEGRATED BARB STRIPS	302
Extended Points	302
<i>Saw Tooth</i> (Figures 866–71)	302
<i>Double Saw Tooth</i> (872–79)	304
<i>Cut Edge</i> (880–93)	306
<i>Punch Out</i> (894–907)	312
<i>Prong</i> (908–24)	316

<i>Segmented Edge</i> (925-37)	322
<i>Knife Edge</i> (938)	327
<i>Split Panel</i> (939-40)	327
Extruded Points	328
<i>Rod</i> (Figures 941-42)	328
<i>Knob</i> (943-45)	329

SECTION III. BARS, RODS, WOODEN RAILS

BARS	333
Prong (Figures 946-47)	333
Serrated Edge (948-52)	333
RODS	336
Insert (Figure 953)	336
Knife-Edge (954)	336
Extruded Points (955-57)	337
WOODEN RAILS	338
Insert (Figures 958-65)	338
Barb (966)	341

SECTION IV. PICKETS

PICKETS	345
Spikes (Figures 967-69)	345
Barbed Slats (970-73)	346

SECTION V. WARNING DEVICES

WARNING DEVICES	351
Plates (Figures 974-77)	351
Strips (978-83)	353
Blocks (984-88)	355
Balls (989-90)	358
Tags (991-92)	359

<i>Contents</i>	<i>xxi</i>
REFERENCES	361
INDEXES	
Index to Patents	365
Index to Patentees with Patents	379
Index to Wires and Figures	391

***A Complete and Illustrated
Catalogue of Antique
Barbed Wire***

*They say that Heaven
is a free range land
Good-by, Good-by, O fare you well;
But it's barbed wire fence
for the Devil's hat band
And barbed wire blankets
down in Hell!*

—Old Cowboy Song

Introduction

THREE INVENTIONS are usually mentioned together as having exerted a profound influence in the settlement of the West: the revolver, the repeating rifle, and the windmill. During the past few years, however, it has been generally accepted that a fourth invention, that of barbed wire, wielded as great an influence and should be added to the list.

Like the other great inventions, barbed wire had the potential for serving man as soon as it came into existence. Made at a time when there was a pressing need for reliable fencing, by less than enthusiastic, experimenting farmers, almost overnight it developed into a source of wealth and furious litigation colored by impassioned charges and countercharges of patent infringement and greed.

The force that kept barbed fencing in existence, and kept the manufacturers from bogging down in the courts, was the continuing demand of Western homesteaders and ranchers for fencing that would shield them against outside dangers and protect their crops and livestock within.

In the mid-nineteenth century, the West was open range for the buffalo, mustang, longhorn, Indian, homesteader, and rancher. Each required something from the land that, in the taking, would jeopardize the security of the others.

To protect his small holdings, the homesteader fenced out the wild range animals and ranch stock. The rancher, in turn, was forced to fence range land, not only for grazing his cattle, but to establish claim to land that the sodbusters

would surely take if he did not. Between the homesteader and the rancher, the buffalo, mustang, longhorn, and Indian were caught in an armored entanglement that brought them ever nearer to extermination.

The homesteader and the rancher, having little respect and consideration for each other, were often caught up in their own steel webs. Clashes were frequent and violent. Blood was shed by both sides. Good men died for putting fences up, and men equally good died for tearing fences down or cutting them.

In spite of the obstacles to its widespread use, barbed wire of every description was manufactured by legal and illegal means, and at great profit shipped west to fence the land. Hundreds of barbed-wire designs were invented. Although not all fencing was commercially successful, that which had practical value went by the carloads to the farms and ranches. There, where it was strung up so long ago, much of it still remains. This early barbed wire, however, is rapidly being replaced by modern wire with its lighter weight but higher tensile strength.

When old barbed wire is replaced, it is bypassed, left standing, or rolled up. That which is rolled up is piled in out-of-way corners of fields, hung in trees or on posts, thrown in junk heaps, or cast into rain-washed gullies to reduce soil erosion. The deserted fence rows and rolls of old wire are the sources of the antique barbed wire that is being searched out and carefully examined by collectors today. Perhaps the most difficult problem facing these wire collectors is "finding out" what they have found. There is a need for a well-organized system for identifying, classifying, and cataloging wire.

This book was developed to meet that need. Its organization was determined by the personal needs and interests of barbed-wire collectors and by the internal logic of a

complex subject matter. The arrangement of the multitude of details offered no easy solution. In many instances, there initially seemed to be no clear ground for decision on classification; nevertheless, in sifting the material, the relationship of characteristics began to emerge and indicate the pattern that was adopted for classification.

The material readily separated itself into five sections: wire fencing; metallic strip fencing; bars, rods, and wooden rails; pickets; and warning devices. Of these, wire fencing and metallic strip fencing have been given primary consideration.

Wire fencing is divided into two subsections, barbless and barbed. The barbless wire is further subdivided by the number of strands, if plain wire; and by the design, if ornamental. Barbed wire is classified according to the number of strands, or as link wire, sectional wire, mesh wire, and interlaced fence strands. Each of these is further subdivided according to number of barb points. Finally, all items are grouped according to the barb design.

Metallic strip fencing is divided into four subsections: barbless strips, barb mounted strips, barb mounted double strips, and integrated barb strips. The barbless strips are divided further as flat, twist, corrugated, and sectional. Barb mounted strips and barb mounted double strips are divided, first according to number of barb points and, second, according to design. The integrated barb strips are divided according to design, and then according to the points, whether extended or extruded.

Since the identification of barbed wire and metallic strip fencing by style (gauge, length of barb, distance between barbs, coating, and so forth) is a subject that varies with the interest of each collector, only the basic designs of unidentified barbs, and basic designs and variations of patented barbs and barb strips are considered here. A

patented item is indicated by a patent number enclosed in brackets. When the same number in brackets appears with additional items, it indicates that more than one design was submitted in the same patent. Variations of the patented items are identified by patent numbers without brackets.

Items in the last three sections of the book are identified in a manner similar to those in the first two sections. In the most part, they are fringe collectors' items and are included because of the interest factor rather than the value they give to a collection. Finally, all items are arranged in numerical order.

Three indexes are furnished the reader: one of patents, one of patentees, and another of by-names. These will be found valuable when used as references in conjunction with the detailed table of contents.

Some comments need to be made regarding by-names used in the book. Wherever possible, popular names are maintained; however, new names are used whenever the old conflicts with a general intent—that of making each one as totally descriptive of the item as practicable.

The bibliography reflects only the material used. Since reliance is placed heavily on patent data, the number of additional references is not extensive.

Section I. Wire Fencing

Wire fencing was especially adapted to use in the prairies and plains of the West, where stone was scarce, timber scanty, and hedges difficult to grow. It was simply designed, efficient, inexpensive, and of unlimited supply. It could be erected easily for either permanent or temporary and movable barriers. When broken, in disrepair, or damaged by the frequent fires that swept the grasslands, it could be mended or rebuilt from the wire that remained. It formed a passive barrier by pricking a warning to those animals seeking passage through it, but resisted with frightening effectiveness and cruelty those failing to turn away.

Wire fencing comprised any desired number of strands, smooth or barbed; however, because of the high tensile strength, one or two strands seemed strong enough for most needs. Yet it was light, flexible, and self-adjusting to expansion and contraction under changing temperature.

Wire fencing lent itself to an infinite variety of designs—exploited to the fullest by men who recognized the long-term benefits expectable from a good product. Hoping to profit as much as possible, the more ingenious inventors patented as many barbs as prior claims and their own creativeness permitted. Outstanding among these men were Edward M. Crandal, John D. Curtis, Thomas H. Dodge, William Edenborn, Franklin D. Ford, Joseph F. Glidden, J. Wool Griswold, Jacob Haish, Hiram B. Scutt, and Andrew J. Upham.


BARBLESS WIRE

Plain: *One Strand*



1 Plain One-strand Wire Fencing

Single-strand wire fencing. Wire is used alone, or alternately with barbed wire, in a fence.



2 Plain One-strand Wire Fencing

Single-strand wire fencing. Wire is used alone, or alternately with barbed wire, in a fence.



3 Plain One-strand Wire Fencing

Single-strand, soft-iron wire fencing. Wire is used alone, or alternately with barbed wire, in a fence.

Plain: *Two Strand*



4 Plain Two-strand Wire Fencing

Two-strand wire fencing. Twist prevents wire from breaking and sagging during expansion and contraction.




5 Plain Large-Small-strand Wire Fencing

Large-small-strand wire fencing. Wire is used alone, or alternately with barbed wire, in a fence.

Plain: Three Strand**Plain Three-strand Wire Fencing 6**

Three-strand wire fencing. Fencing is used in place of two-strand wire where greater strength is needed.

Plain: Half Round**Plain Half-round Wire Fencing 7**

Single-strand, half-round wire fencing. Twist in strand provides for expansion and contraction.


Plain: Square**Spiraling Square Wire 8**

Spiraling square fence wire. Wire is used alone, or alternately with barbed wire, in a fence.

Plain: Undulating**Meriwether's Cold-weather Wire 9**

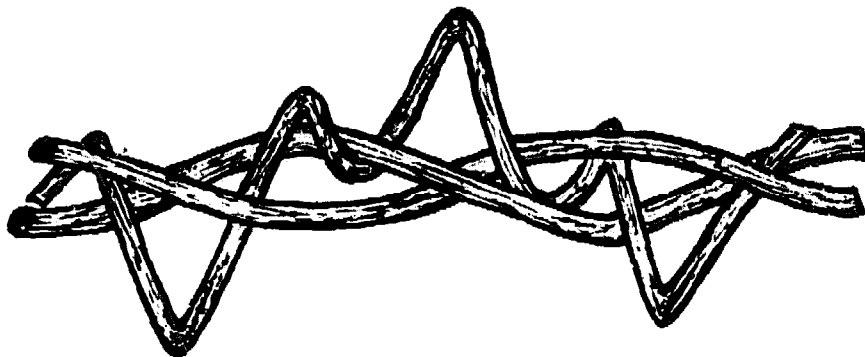
Single-strand spiral undulating wire. Shape of wire allows for expansion and contraction. Patented [10211] November 8, 1853, by William H. Meriwether of New Braunfels, Tex.

Ornamental: *Braid*




10 Preston's Braid

Three-strand wire braid. Patented [248348] October 18, 1881, by Othniel Preston of Hornellsville, N.Y.




11 Reynolds' Web

Two-strand ornamental fence wire with interlocking third wire composed of a series of bends and projections. Patented [287391] October 23, 1883, by William R. Reynolds of Rahway, N.J.




12 Brock's Take-up Knot

Single-strand wire in an ornamental take-up knot design. Patented [293412] February 12, 1884, by William E. Brock of New York, N.Y.



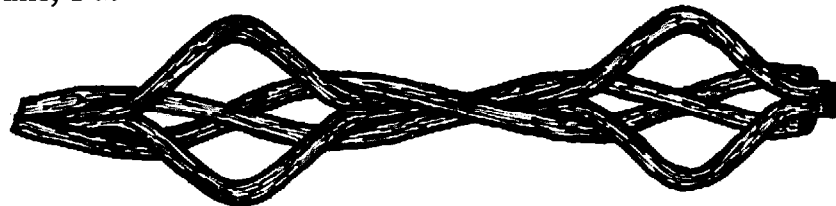
Grosvenor's Loop and Bend Ornamental Fencing 13

Three-strand interlacing ornamental wire fencing. One strand formed of bends anchors to twisted double strands. Patented [453272] June 2, 1891, by George H. Grosvenor of Hornellsville, N.Y.




Shellaberger's Loops 14

Four-strand interlaced ornamental wire fencing. Patented [465391] December 15, 1891, by M. M. Shellaberger of Beaver Falls, Pa.



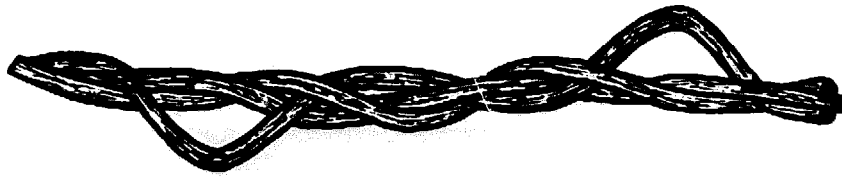
Shellaberger's Spaced Loops 15

Four-strand interlaced ornamental wire fencing. Patented [465391] December 15, 1891, by M. M. Shellaberger of Beaver Falls, Pa.



Shellaberger's Zigzag 16

Three-strand interlaced ornamental wire fencing. Patented [465391] December 15, 1891, by M. M. Shellaberger of Beaver Falls, Pa.




17 Shellaberger's Long Zigzag

Three-strand interlaced ornamental wire fencing. Patented [465391] December 15, 1891, by M. M. Shellaberger of Beaver Falls, Pa.




18 Shellaberger's Snake Wrap

Two-strand ornamental wire fencing. Patented [465391] December 15, 1891, by M. M. Shellaberger of Beaver Falls, Pa.




19 Cleaveland's Weave and Twist

Four-strand ornamental wire consisting of two weaving and two twisting strands. Patented [486824] November 22, 1892, by John B. Cleaveland of Indianapolis, Ind.



20 Riter's Corrugated Visible Wire

Three-strand braided corrugated fencing. Patented [506257] October 10, 1893, by John L. Riter of Brownsville, Ind.

**Cleaveland's Weave 21**

Four-strand interwoven wire fencing. Paired strands do not cross. Patented [516886] March 20, 1894, by John B. Cleaveland of Indianapolis, Ind.


**Wright's Ornamental Wire 22**

Four-strand ornamental wire with inside twisting strands and outside spiraling parallel strands. Patented [517256] March 27, 1894, by George C. Wright of Indianapolis, Ind.

**Cleaveland's Spiral Twist 23**

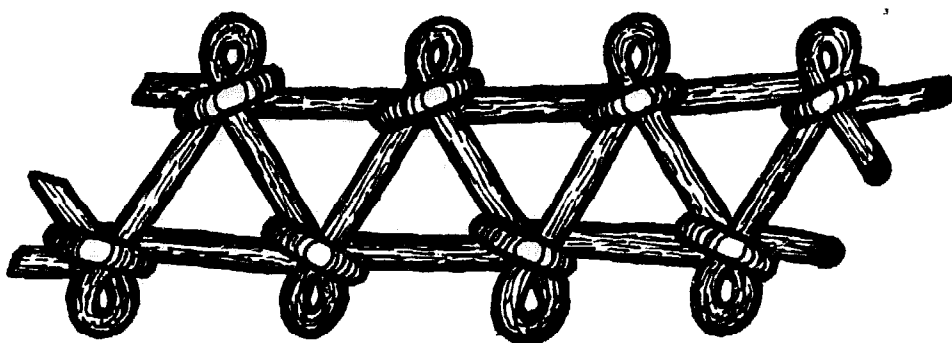
Four-strand visible wire fencing. Fencing consists of twisted double strands. Doubled strands twist around each other. Patented [522826] July 10, 1894, by John B. Cleaveland of Indianapolis, Ind.

Ornamental: *Panel*




24 Walking Wire

Two parallel wire strands joined by interlocking cross wire.
Inventor of wire is unknown.




25 Loop and Hitch Ornamental Fencing

Two parallel looping-edge strands binding loops in a cross wire. Inventor of wire is unknown.




26 Miles' Barbless Parallel

Two parallel wire strands joined with zigzagging cross wire.
Patented [277917] May 22, 1883, by Purches Miles of Brooklyn, N.Y.




Miles' Barbless Parallel, Wide Variation 27

Two parallel wire strands joined by interlacing cross wire.
Variation of patent 277917.




Miles' Barbless Parallel, Three-strand Variation 28

Three parallel wire strands joined by interlacing cross wires.
Variation of patent 277917.




Hathaway-Woodard's Center Twist Ornamental Wire 29


Six-strand interlacing ornamental wire. Parallel double strands run through the center. Patented [433940] August 12, 1890, by William E. Hathaway and Alonzo B. Woodard of Hornellsville, N.Y.




30 Hathaway-Woodard's Center Weave Ornamental Wire
Six-strand interlacing ornamental wire. Parallel double strands weave through the center. Patented [433940] August 12, 1890, by William E. Hathaway and Alonzo B. Woodard of Hornellsville, N.Y.



31 Hathaway-Woodard's Ornamental Wire, Edge Weave Variation
Six-strand interlacing ornamental wire. Parallel double strands weave down the edges. Variation of patent 433940.




32 Hathaway-Woodard's Ornamental Wire, Twist-edge Variation
Six-strand interlacing ornamental wire. Parallel twisted strands run along the edges. Variation of patent 433940.



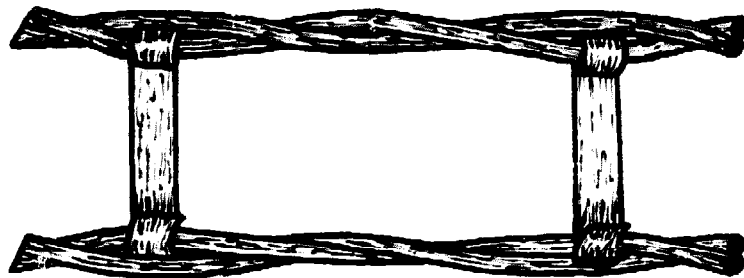
Woodard's Ornamental Loops 33

Four-strand intertwining ornamental wire. Loops wrap around twisted double strand down the center. Patented [447927] March 10, 1891, by Alonzo B. Woodard of Hornellsville, N.Y.



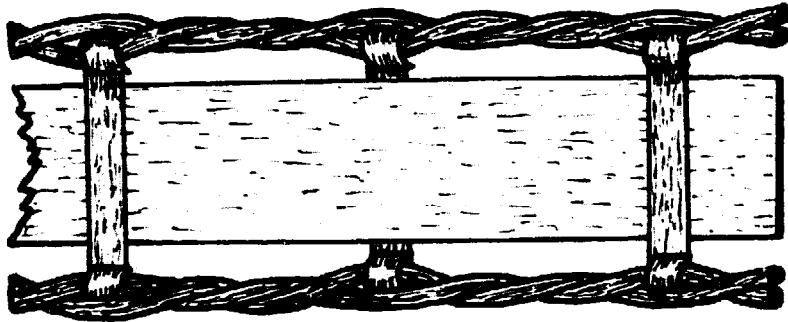
Ingraham's Visible Loop Wire Fencing 34

Four-strand visible wire fencing. Double twisted strands loop and tie at intervals. Patented [469062] February 16, 1892, by T. J. Ingraham of Hornellsville, N.Y.




Curtis' Ladder 35

Parallel twisted two-strand wire joined by sheet metal straps. Patented [494551] April 4, 1893, by John D. Curtis of Worcester, Mass.



36 Curtis' Ladder with Slat


Parallel twisted two-strand wire joined by sheet metal straps. Sheet metal strip is inserted between straps for greater visibility. Patented [494551] April 4, 1893, by John D. Curtis of Worcester, Mass.



37 Riter's Visible Lace Wire


Parallel undulating single-wire strands joined by intertwining smaller wire. Patented [506258] October 10, 1893, by John L. Riter of Brownsville, Ind.

Ornamental: *Loop*



38 Cleaveland's Half-loop Visible Wire Fencing


Single-strand wire with ornamental wire loops. Patented [475718] May 24, 1892, by John B. Cleaveland of Indianapolis, Ind.




Cleaveland's Full-loop Visible Wire Fencing 39
Single-strand wire with ornamental wire coils. Patented [475718] May 24, 1892, by John B. Cleaveland of Indianapolis, Ind.



Cleaveland's Undulating Visible Wire Fencing 40
Two-strand undulating ornamental wire. Outer strand loops and wraps around central undulating strand. Patented [475719] May 24, 1892, by John B. Cleaveland of Indianapolis, Ind.



Cleaveland's Zigzag Visible Wire Fencing 41
Two-strand ornamental wire fencing. Outer strand loops and wraps around central zigzag strand. Patented [475719] May 24, 1892, by John B. Cleaveland of Indianapolis, Ind.



42


McNelly's Wide Loop
Single-strand wire with wire loop. Folds in loop extend in

opposite directions. Patented [539390] May 14, 1895, by Mathias F. McNelly of Sterling, Ill.




43 McNelly's Single Loops

Single-strand wire with individual projecting loops. Ends of one loop wrap in same direction around strand. Ends of the other loop wrap around the strand in opposite direction. Patented [539390] May 14, 1895, by Mathias F. McNelly of Sterling, Ill.



44 McNelly's Pull-through Loop

Single-strand wire with projecting loops formed from wire ring. Patented [539390] May 14, 1895, by Mathias F. McNelly of Sterling, Ill.



45 Smith's Rings


Two-strand wire with opposed, visible circular projections. Patented [578032] March 2, 1897, by Datus C. Smith of Yonkers, N.Y.

Ornamental: *Spread***Riter's Visible Wire 46**


Two-strand fencing with alternating sections of loose and tight twists. Patented [506256] October 10, 1893, by John L. Riter of Brownsville, Ind.

**Smith's Zigzag Spread 47**

Two-strand wire with visible zigzag spreads. Patented [578032] March 2, 1897, by Datus C. Smith of Yonkers, N.Y.


**Smith's Spread Zigzag and Arch 48**

Two-strand wire with visible zigzag and arched open spreads. Patented [578032] March 2, 1897, by Datus C. Smith of Yonkers, N.Y.



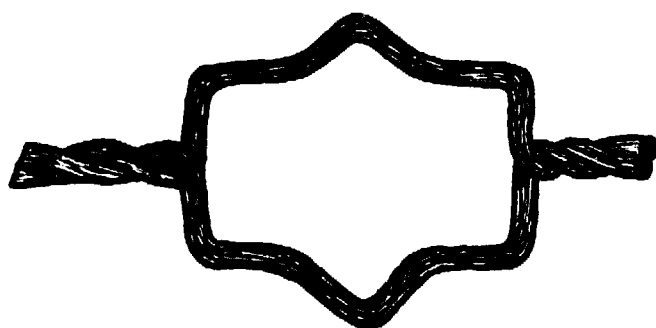
49 Smith's Spread Zigzag, Arch, and Leaf

Two-strand wire with visible zigzag, arched, and leaf-shaped spreads. Patented [578032] March 2, 1897, by Datus C. Smith of Yonkers, N.Y.




50 Smith's Wave Spread

Two-strand wire with visible undulating spread. Patented [578032] March 2, 1897, by Datus C. Smith of Yonkers, N.Y.




51 Smith's Arch


Two-strand wire with visible arched spread. Patented [578032] March 2, 1897, by Datus C. Smith of Yonkers, N.Y.

**Smith's Square 52**

Two-strand wire with visible square spread. Patented [578032] March 2, 1897, by Datus C. Smith of Yonkers, N.Y.

**Smith's Descending Beads 53**

Two-strand wire with visible descending spreads. Patented [578032] March 2, 1897, by Datus C. Smith of Yonkers, N.Y.

**Smith's Oval, Double Variation 54**


Two-strand visible wire. Variation of patent 578032.

BARBED WIRE: SINGLE STRAND

One-point Wire Barbs: *Loop*


55 Miles' Knife-edge

Single-strand wire looped and twisted at regular intervals. Loops are flattened to form knife-edge barbs. Patented [277916] May 22, 1883, by Purches Miles of Brooklyn, N.Y.




56 Miles' Open Diamond Point, One Strand


Single-strand wire looped and twisted at regular intervals. Loops are flattened and shaped to form barbs. Patented [277916] May 22, 1883, by Purches Miles of Brooklyn, N.Y.




57 Miles' Open Diamond Point, Double Strand

Two-strand wire with one strand looped and twisted at regular intervals. Loops are flattened and shaped to form barbs. Patented [277916] May 22, 1883, by Purches Miles of Brooklyn, N.Y.




**Miles' Closed Diamond Point 58**

Single-strand wire looped and twisted at regular intervals. Loops are flattened and shaped to form barbs. Patented [277916] May 22, 1883, by Purches Miles of Brooklyn, N.Y.

**Miles' Pitted Point 59**

Single-strand wire looped and twisted at regular intervals. Loops are flattened and cut to form barbs. Patented [277916] May 22, 1883, by Purches Miles of Brooklyn, N.Y.

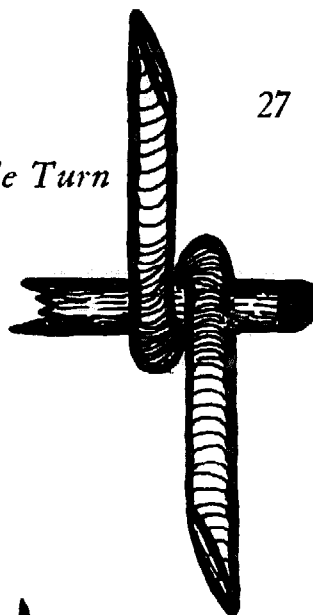
One-point Wire Barbs: *Nail***Horseshoe-nail Barb 60**

Single-strand wire with horseshoe-nail barb. Barb is held in place by small-gauge wire spiral-wrapped around the wire strand. Fencing is hand assembled.

Two-point Wire Barbs: *Single Turn*

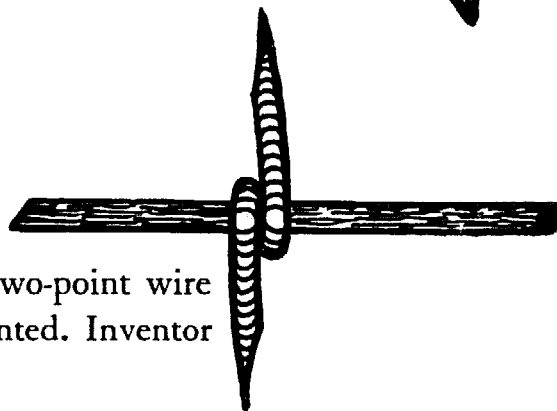
61 Big John

Single-strand wire with two-point wire barb. Barb is hand mounted. Inventor of barb is unknown.



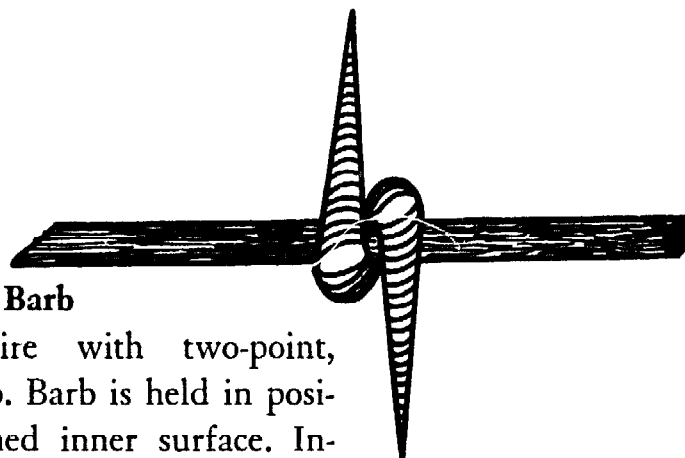
62 Long Tom


Single-strand wire with two-point wire barb. Barb is hand mounted. Inventor of barb is unknown.



63 Great Taper Barb

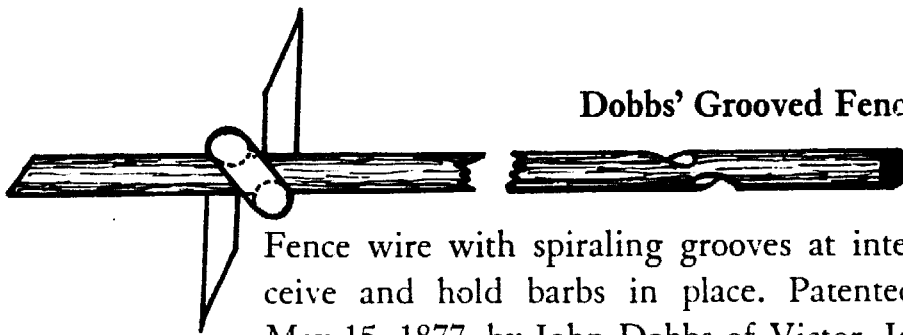
Single-strand wire with two-point, tapered-wire barb. Barb is held in position by a flattened inner surface. Inventor of barb is unknown.





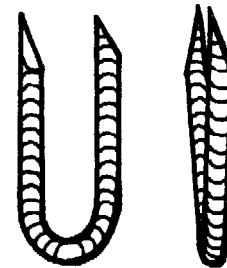

64
Stover's
Single-wrap
Barb

Single-strand wire with two-point wire barb. Barb points line up across the center of the coil. Patented [190167] May 1, 1877, by Daniel C. Stover of Freeport, Ill.



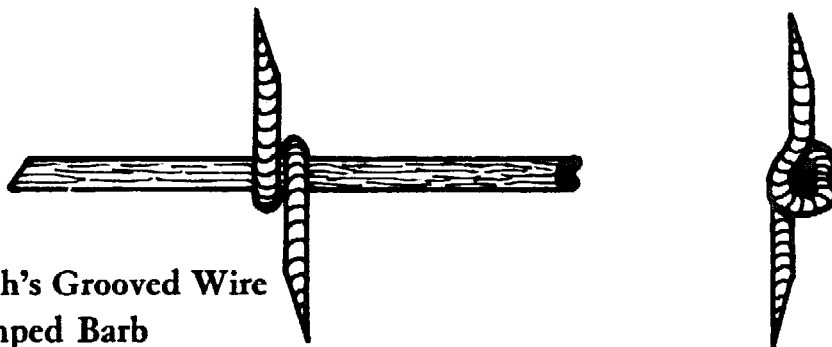
Dobbs' Grooved Fence Wire 65

Fence wire with spiraling grooves at intervals to receive and hold barbs in place. Patented [190836] May 15, 1877, by John Dobbs of Victor, Iowa.




Miles' Staple Barb 66

Single-strand wire with two-point wire barb made from fencing staple. Barb is hand mounted. Patented [208688] October 8, 1878, by Purches Miles of New York, N.Y.



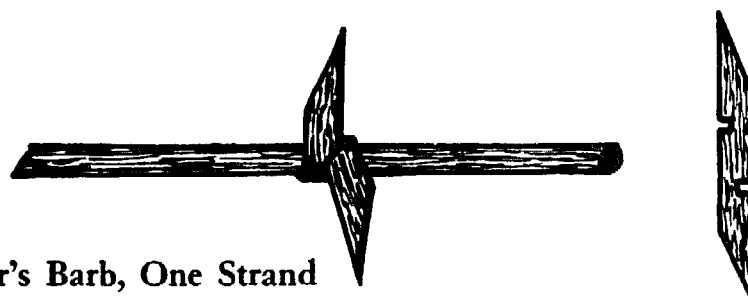
67 Haish's Grooved Wire and Crimped Barb

Single-strand grooved wire with two-point wire barb. Barb is crimped over groove in strand. Patented [261703] July 25, 1882, by Jacob Haish of De Kalb, Ill.




68 Haish's Double-grooved Wire and Crimped Barb

Single-strand, double-grooved wire with two-point wire barb. Barb is crimped over grooves in strand. Patented [261703] July 25, 1882, by Jacob Haish of De Kalb, Ill.




69 Baker's Barb, One Strand


Single-strand wire with two-point, flat-wire barb. Slot joint holds barb in place. Patented [273219] February 27, 1883, by George C. Baker of Des Moines, Iowa.

**Brock's Barbed Take-up Knot 70**


Single-strand wire in an ornamental take-up knot design with two-point wire barb. Patented [293412] February 12, 1884, by William E. Brock of New York, N.Y.

Two-point Wire Barbs: *Coil***Hanging Barb, Square Strand 71**

Single-strand, spiraling square wire with two-point wire barb. Points of barb extend in the same direction. Inventor of barb is unknown.

**Glidden's Coil, Hanging-barb One-strand Variation 72**

Single-strand wire with two-point wire barb. Variation of reissue patent 6913.





**73 Glidden's Coils,
Flattened-strand Variation**

Flattened single-wire strand with two-point wire barb. Variation of reissue patent 6913.

**74 Glidden's Barb,
One-strand Variation**

Single-strand wire with two-point wire barb. Variation of patent 157124.





75 Decker's Ribbed Fence Wire with Wire Barb

Single-strand ribbed fence wire showing non-slip advantage of wire barbs pressed into the rib. Patented [178605] June 13, 1876, by Alexander C. Decker of Bushnell, Ill.

76 Glidden's Twist Oval

Single-strand, oval-shaped wire with round wire barb. Shape of wire keeps barb from turning. Patented [181433] August 22, 1876, by Joseph F. Glidden of De Kalb, Ill.

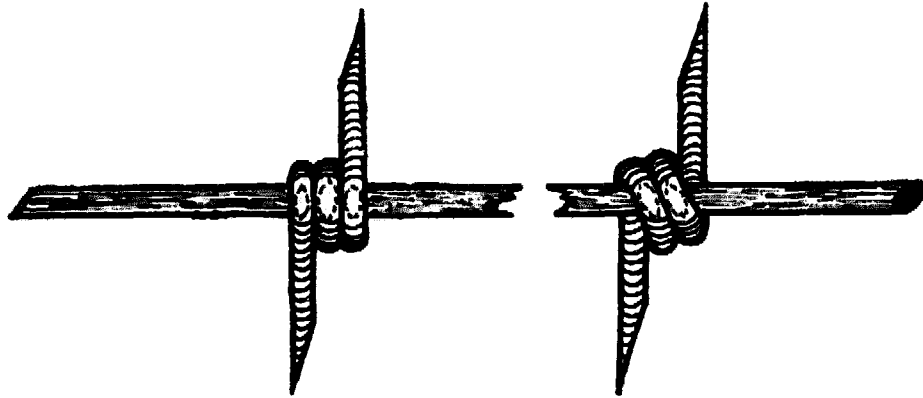




77


**Glidden's Twist Oval,
Light Duty Variation**

Single-strand, oval-shaped wire with round wire barb. Variation of patent 181433.



Putnam's Fence Wire 78

Fence wire with barbs pressed into the strand. Patented [187172] February 6, 1877, by Henry W. Putnam of Bennington, Vt.

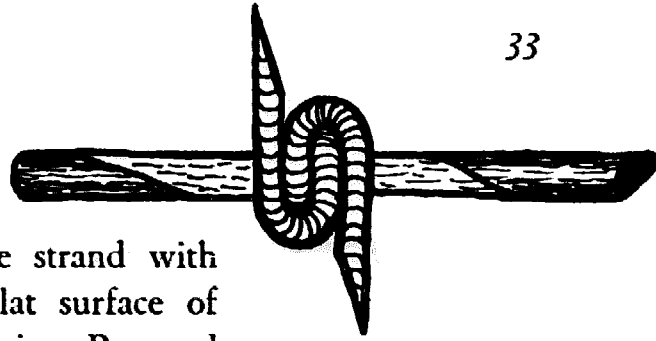


Upham's Coil, Round Strand 79

Single-strand wire with two-point wire barb. Indentation in strand prevents barb slipping. Patented [284261] September 4, 1883, by Andrew J. Upham of Sycamore, Ill.

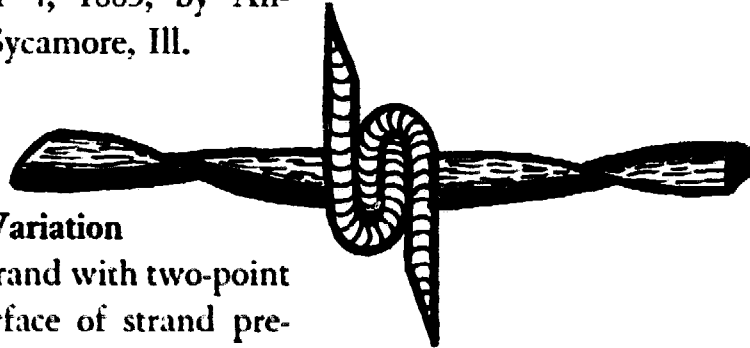
**80 Upham's Coil,
Half-round Strand**

Twisted half-round wire strand with two-point wire barb. Flat surface of strand prevents barb turning. Patented [284261] September 4, 1883, by Andrew J. Upham of Sycamore, Ill.



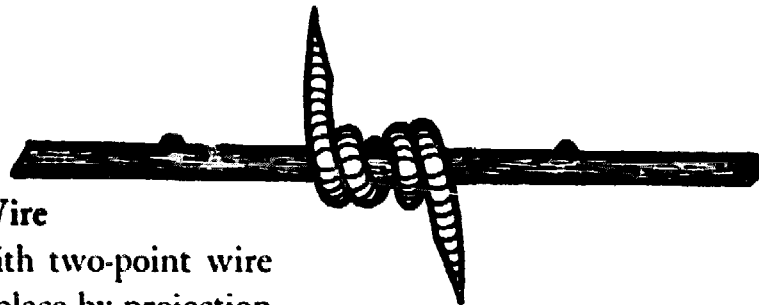
**81 Upham's Coil,
Twist-oval Strand Variation**

Twisted oval wire strand with two-point wire barb. Oval surface of strand prevents barb turning. Variation of patent 284261.



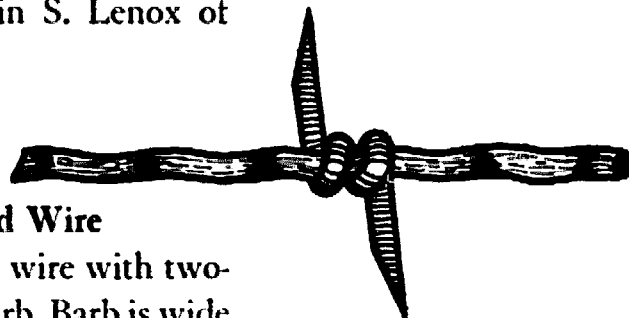
**82 Lenox's
Single-knob Fence Wire**


Single-strand wire with two-point wire barb. Barb is held in place by projection on surface of strand. Patented [300783] June 24, 1884, by Edwin S. Lenox of Worcester, Mass.




**83 Haish's Wide-space
Ribbed Barb, Corrugated Wire**

Single-strand corrugated wire with two-point, half-round wire barb. Barb is wide wrapped and held in position by teeth in flat surface. Patented [356762] February 1, 1887, by Jacob Haish of De Kalb, Ill.






Haish's Wide-space Barb, Smooth Wire 84
 Single-strand wire with two-point, half-round wire barb. Barb is wide wrapped and held in position by teeth in flat surface. Patented [356762] February 1, 1887, by Jacob Haish of De Kalb, Ill.



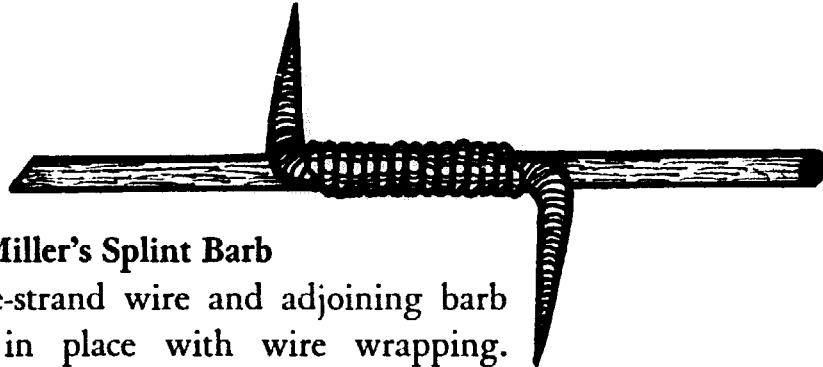
Rogers' Wire with Coil Barb 85
 Single-strand wire with two-point wire barb. Wire strand is flattened and twisted between barbs. Patented [376418] January 10, 1888, by Charles D. Rogers of Providence, R.I.



86


Rogers' Non-slip Barb, Straight-strand Variation
 Single-strand wire with two-point wire barb. Wire strand is flattened slightly between the barbs. Variation of patent 376418.

Two-point Wire Barbs: *Wrap*



87 Miller's Splint Barb


Single-strand wire and adjoining barb held in place with wire wrapping. Patented [181533] August 29, 1876, by Charles W. Miller of Sycamore, Ill.



88


Rose's Wide-wrap Barb

Single-strand, eight-sided wire with two-point, wide-wrap barb. Patented [198688] December 25, 1877, by Henry M. Rose of Waterman Station, Ill.



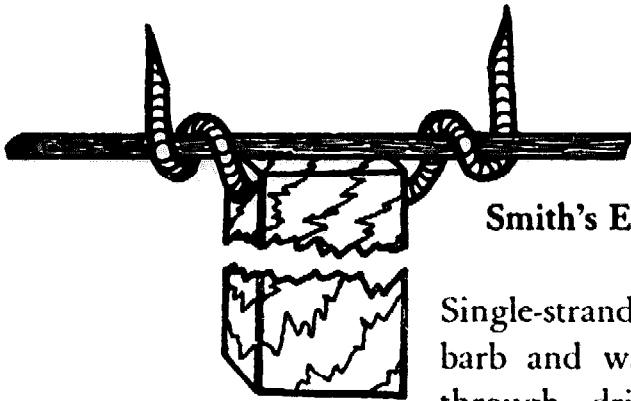
89 Rose's Wide-wrap Barb, One-strand Variation

Single-strand wire with two-point wire barb. Variation of patent 198688.



Doerr's Electric Fence Wire 90


Single-strand wire with two-point wire barb. Wide wrapped barb and strand are pressed together. Patented [2909360] October 20, 1959, by Raymond S. Doerr of Battle Creek, Mich.



91

Smith's Edge-drilled Warning Block and Two-point Barb

Single-strand wire with two-point wire barb and warning block. Barb passes through drilled hole in block and around wire strand. Patented [266545] October 24, 1882, by Eldridge J. Smith of Williamsport, Pa.



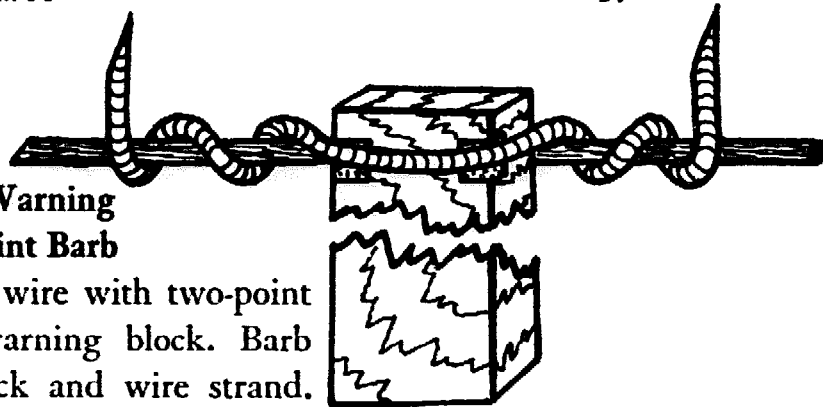
Smith's Side-drilled Warning Block 92 and Two-point Barb

Single-strand wire with two-point wire barb and warning block. Barb passes through drilled holes in block and around wire strand. Patented [266545] October 24, 1882, by Eldridge J. Smith of Williamsport, Pa.

93

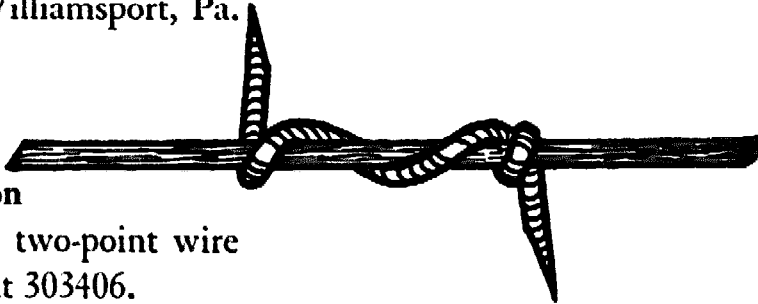
Smith's Notched Warning Block and Two-point Barb

Single-strand oval wire with two-point wire barb and warning block. Barb wraps around block and wire strand. Patented [266545] October 24, 1882, by Eldridge J. Smith of Williamsport, Pa.




94 **Sunderland's Barb, Straight-strand Variation**

Single-strand wire with two-point wire barb. Variation of patent 303406.



Two-point Wire Barbs: Twist




95 **Twist and Cut Barb**

Twisted two-strand wire with one strand cut to form two-point barbs. Inventor of barb is unknown.




96 **Cut and Span Barb**


Twisted two-strand wire with one strand cut to form two-point spanner barbs. Inventor of barb is unknown.

**Mack's Twist 97**

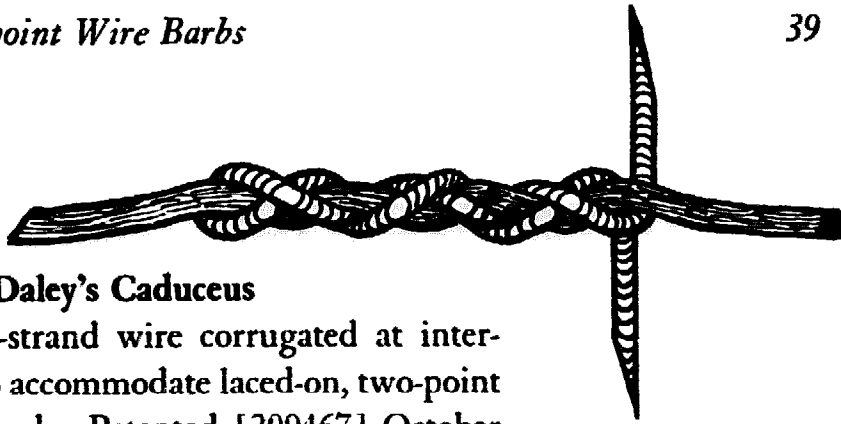
Single-strand wire with two-point wire barb. Barb and wire twist together. Patented [162835] May 4, 1875, by Martin M. Mack of Boone, Ill.

**Mighell's Winding Barb, One Strand 98**

Single-strand wire with two-point, long-winding barbs. Patented [199924] February 5, 1878, by Montraville P. Mighell of Delta, Iowa.


**Daley's Long Wrap 99**

Single-strand wire corrugated at intervals to accommodate winding two-point wire barbs. Patented [209467] October 29, 1878, by Michael Daley of Waterman, Ill.



100 Daley's Caduceus

Single-strand wire corrugated at intervals to accommodate laced-on, two-point wire barbs. Patented [209467] October 29, 1878, by Michael Daley of Waterman, Ill.



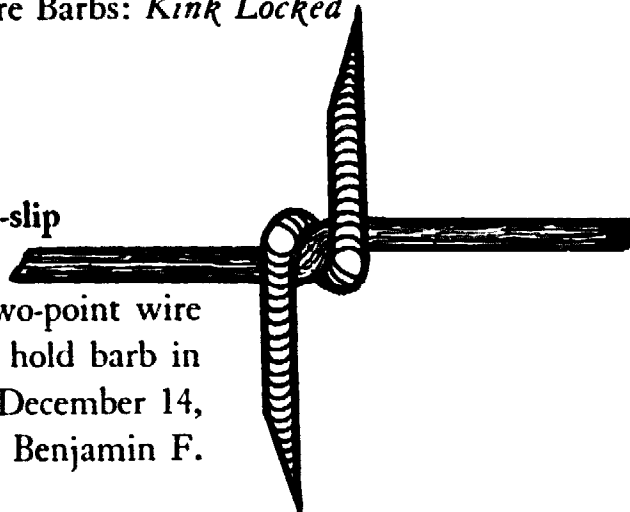
101 Briggs' Snake Wire and Spiral Barb


Single-strand spiraling undulating wire with two-point barb. Curves in wire keep the barb from slipping. Patented [301086] July 1, 1884, by Orlando P. Briggs of Chicago, Ill.

Two-point Wire Barbs: Kink Locked

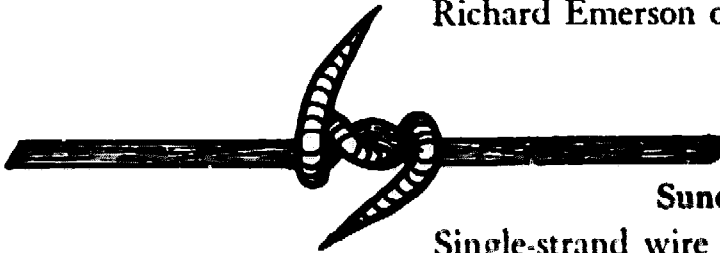
102 Dobbs-Booth's Non-slip Staple Barb

Single-strand wire with two-point wire barb. Strand is kinked to hold barb in place. Patented [171105] December 14, 1875, by John Dobbs and Benjamin F. Booth of Victor, Iowa.




**Emerson's Loop 103**


Single-strand kinked wire with two-point wire barb. Barb is looped around strand and held in place by kink. Patented [176523] April 25, 1876, by Richard Emerson of Sycamore, Ill.

**Sunderland's Kink 104**

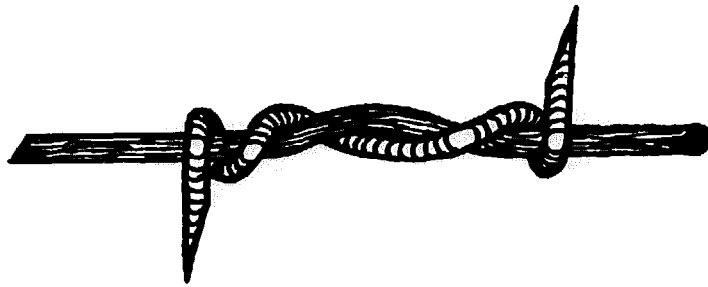
Single-strand wire with two-point wire barb. Strand is kinked to hold barbs in place. Patented [303406] August 12, 1884, by Leslie E. Sunderland of Joliet, Ill.

**Sunderland's Kink, 105
Long Variation**

Single-strand wire with two-point wire barb. Strand is kinked to hold barbs in place. Variation of patent 303406.


**Sunderland's Kink, 106
Slant-strand Variation**

Single-strand wire with two-point wire barb. Barb is locked around bend in strand. Variation of patent 303406.



107 Sunderland's Kink, Winding-barb Variation

Single-strand wire with two-point wire barb. Variation of patent 303406.

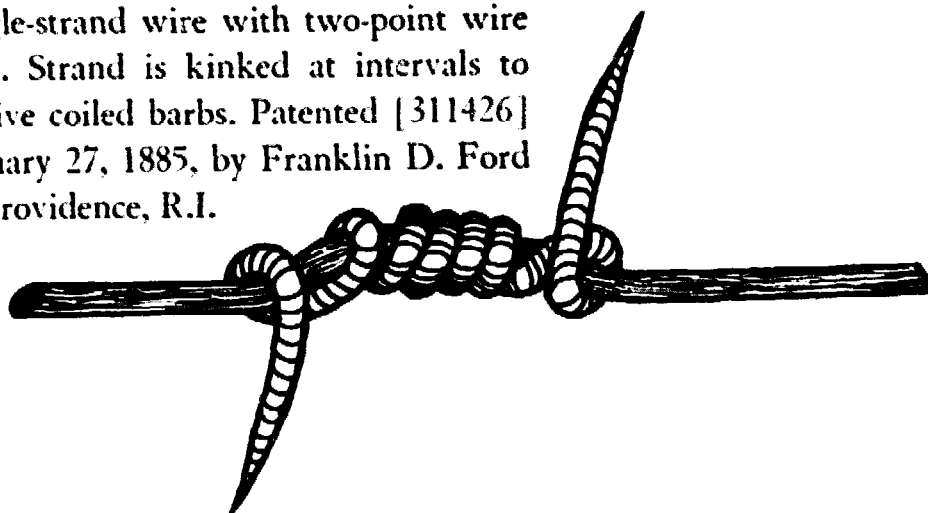



108 Woodruff-Hutchins' Kink

Single-strand wire with two-point wire barb. Kink in strand holds barb in place. Patented [308451] November 25, 1884, by Charles E. Woodruff and William J. Hutchins of Joliet, Ill.

109 Ford's Kink and Coil

Single-strand wire with two-point wire barb. Strand is kinked at intervals to receive coiled barbs. Patented [311426] January 27, 1885, by Franklin D. Ford of Providence, R.I.



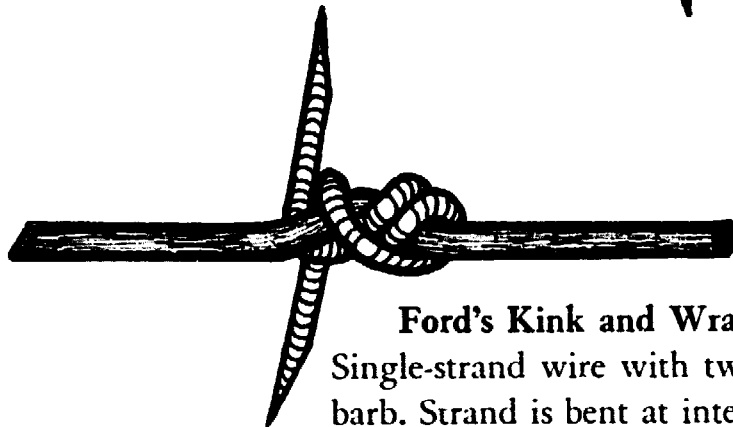
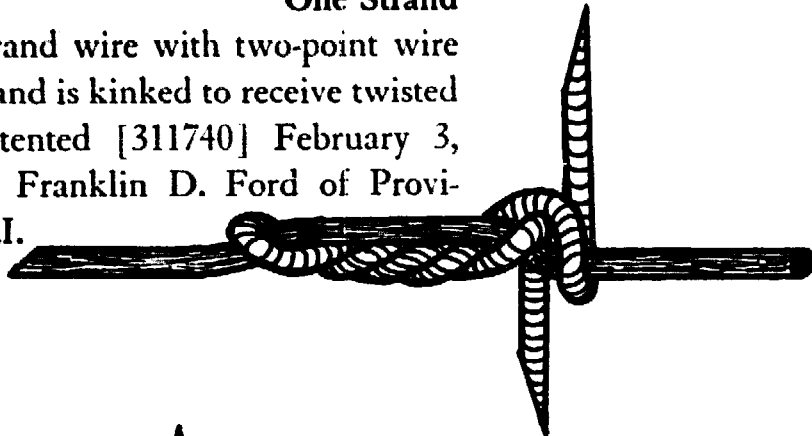


Ford's Kink and Coil, 110
Modified-coil Variation

Single-strand wire with two-point wire barb. Variation of patent 311426.


Ford's Kink and Twist, 111
One Strand

Single-strand wire with two-point wire barb. Strand is kinked to receive twisted barb. Patented [311740] February 3, 1885, by Franklin D. Ford of Providence, R.I.




Ford's Kink and Wrap Barb 112

Single-strand wire with two-point wire barb. Strand is bent at intervals to hold barbs in place. Patented [312454] February 17, 1885, by Franklin D. Ford of Providence, R.I.



113 Hunt's Arch

Single-strand wire with two-point wire barb. Barb wraps around and locks in a loop in the strand. Patented [338229] March 16, 1886, by James E. Hunt of Chicago, Ill.



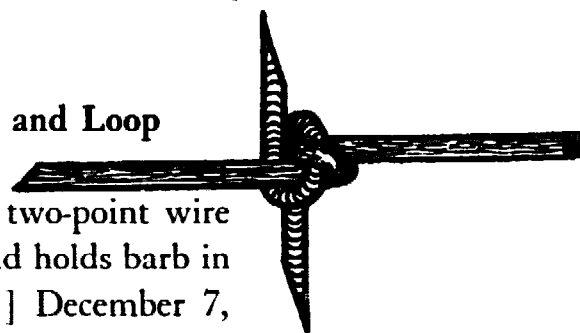
114 Kraft's Crimp, One Strand


Single-strand wire with two-point wire barb. Barb and strand are crimped to hold barb in place. Patented [341921] May 18, 1886, by Charles J. F. Kraft and Augustus C. H. Kraft of Joliet, Ill.

Two-point Wire Barbs: Loop Locked

115 Page's Half Hitch and Loop

Single-strand wire with two-point wire barb. Half hitch in strand holds barb in place. Patented [170891] December 7, 1875, by Justin E. Page of Sycamore, Ill.

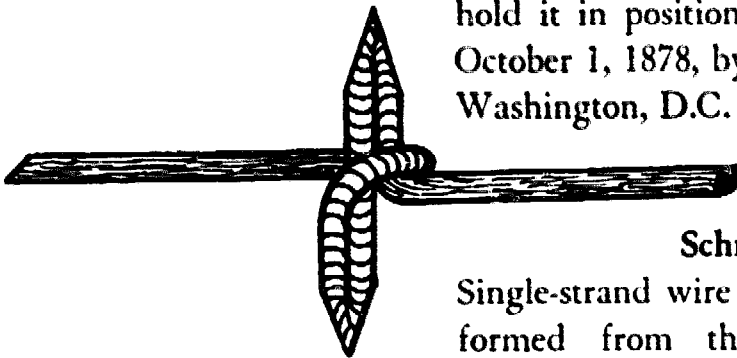




116


**Pitney's Loop and
Fastener, One Strand**

Single-strand wire with two-point bent wire barb. Strand loops around barb to hold it in position. Patented [208538] October 1, 1878, by Albert L. Pitney of Washington, D.C.



Schmeiser's Prongs 117


Single-strand wire with two-point barb formed from the strand. Patented [253632] February 14, 1882, by Henry J. Schmeiser of Burlington, Iowa.



118


Locke's Loop Lock and Twist

Single-strand wire with two-point wire barb. Barb passes through loop and wraps around strand. Patented [277423] May 8, 1883, by Charles S. Locke of Joliet, Ill.




119 Stevens' Loop Lock

Single-strand wire with two-point wire barb. Patented [291420] June 1, 1884, by Amasa W. Stevens of East Brookfield, Mass.



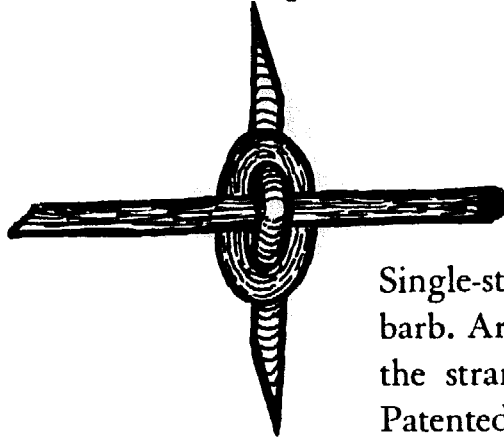
120 Kelly's Swinging Barb, One Strand

Single-strand wire with two-point wire barb. Barb hangs from loop in the strand. Patented [322108] July 14, 1885, by Michael Kelly of New York, N.Y.



121 Kelly's Swinging Barb, Twist Loop

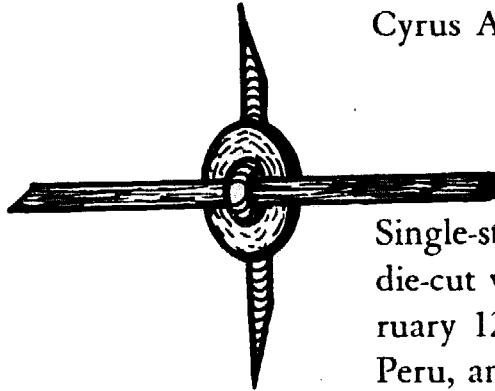
Single-strand wire with two-point wire barb. Barb hangs from an eye twisted in the strand. Patented [322108] July 14, 1885, by Michael Kelly of New York, N.Y.

Two-point Wire Barbs: Washer Locked

122

Vosburgh's Washer-locked Barb, One Strand


Single-strand wire with two-point wire barb. Arched barb is locked in place on the strand with a slotted metal plate. Patented [182778] October 3, 1876, by Cyrus A. Vosburgh of Chicago, Ill.



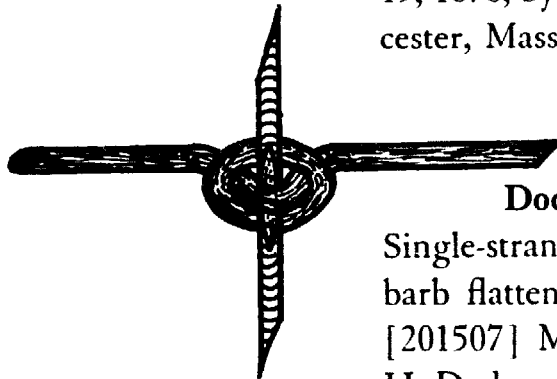
123

Brunner-Reynolds' Two Point

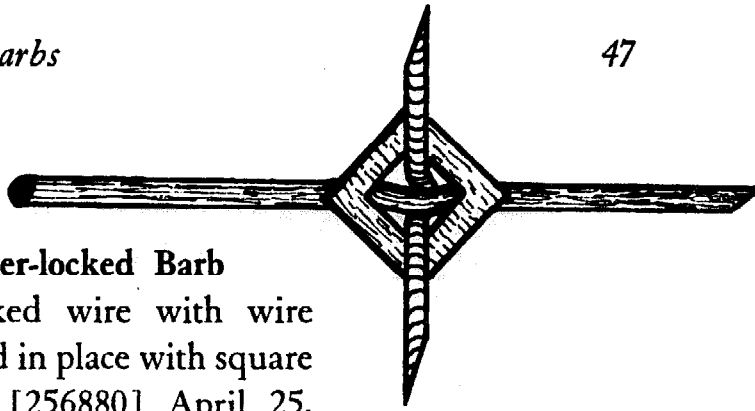
Single-strand wire with staple barb and die-cut washer. Patented [200125] February 12, 1878, by Charles Brunner of Peru, and Hiram Reynolds of La Salle, Ill.

**Dodge's Bent Wire and Ring** 124

Single-strand wire with two-point, ring-locked barb. Patented [201507] March 19, 1878, by Thomas H. Dodge of Worcester, Mass.


**Dodge's Ring-locked Barb** 125

Single-strand wire with two-point wire barb flattened in the middle. Patented [201507] March 19, 1878, by Thomas H. Dodge of Worcester, Mass.

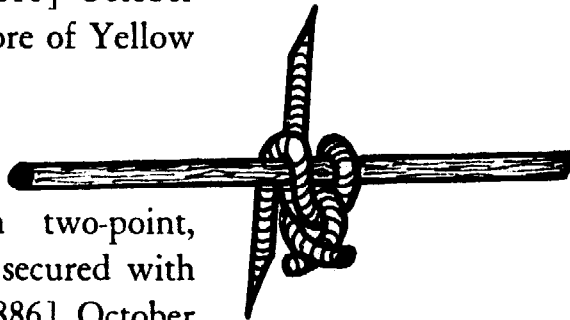


126 Case's Washer-locked Barb
Single-strand kinked wire with wire barb. Barb is locked in place with square washer. Patented [256880] April 25, 1882, by George Case of De Kalb, Ill.

Two-point Wire Barbs: Clip

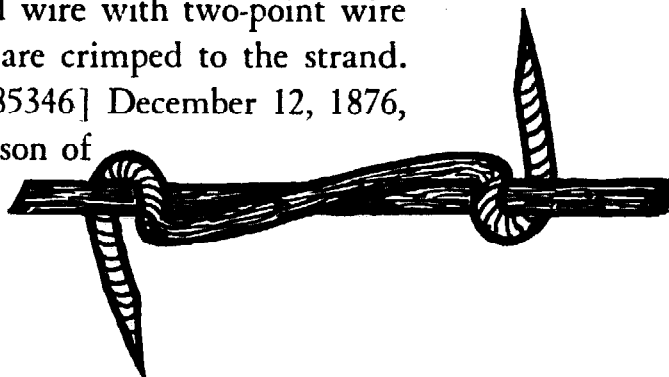



127 Devore's Clip
Single-strand wire with two-point, looped-wire barb. Barb is crimped to the strand. Patented [168886] October 19, 1875, by Levi M. Devore of Yellow Creek, Ill.




128 Devore's Wire Lock
Single-strand wire with two-point, looped-wire barb. Barb is secured with wire lock. Patented [168886] October 19, 1875, by Levi M. Devore of Yellow Creek, Ill.

129 Nelson's Clip-on
Single-strand wire with two-point wire barb. Barbs are crimped to the strand. Patented [185346] December 12, 1876, by John Nelson of Creston, Ill.



Two-point Wire Barbs: *Hitch***Wire Hitch 130**


Single-strand wire with two-point wire barb. Multiple wraps hold the barb in place. Inventor of barb is unknown.

**Kittleson's Half Hitch 131**

Single-strand wire with two-point wire barb. Barb is tied in the form of a half hitch. Patented [189047] April 3, 1887, by Ole O. Kittleson of Milan, Ill.

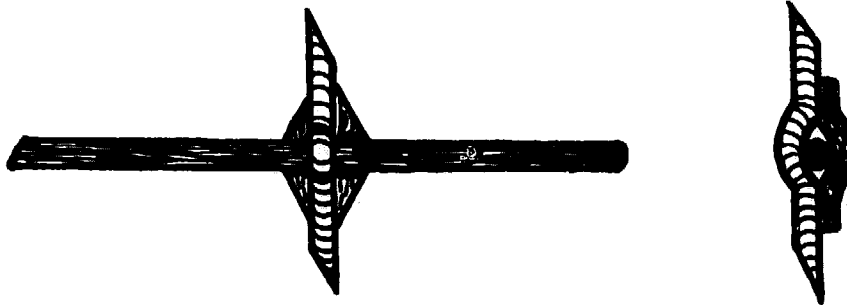
Two-point Wire Barbs: *Welded***Perry's Cross Stick, One Strand 132**

Single-strand wire with two-point wire barb. Barb is electrically welded to strand. Patented [588774] August 24, 1897, by John C. Perry of Joliet, Ill.



133 Perry's Welded Barb, One Strand

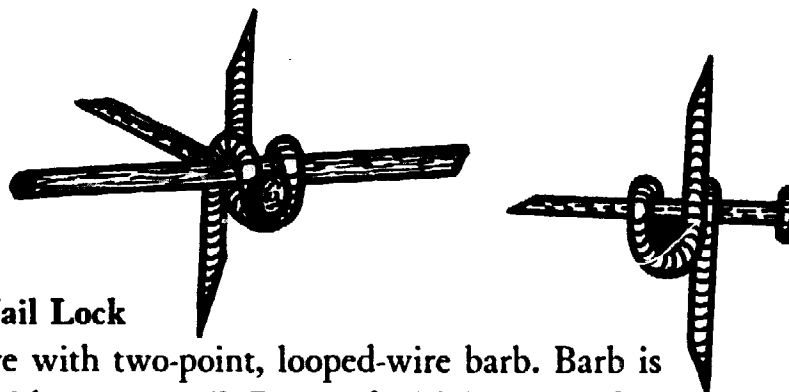
Single-strand wire with two-point wire barb. Barb is electrically welded to strand. Patented [588774] August 24, 1897, by John C. Perry of Joliet, Ill.



134 Perry's Saddle Barb, One Strand


Single-strand wire with wire and plate barb. Barb and plate are mounted on strand and electrically welded. Patented [588774] August 24, 1897, by John C. Perry of Joliet, Ill.

Three-point Barbs: Clip and Nail

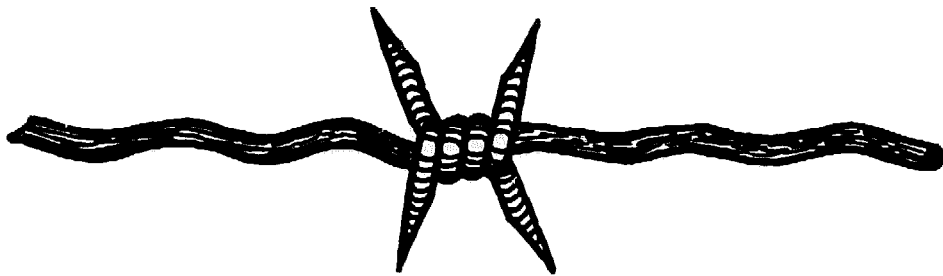


135 Devore's Nail Lock


Single-strand wire with two-point, looped-wire barb. Barb is locked in place with square nail. Patented [168886] October 19, 1875, by Levi M. Devore of Yellow Creek, Ill.

Three-point Barbs: Wire and Barbed Washer


Brunner-Reynolds' Three Point 136
 Single-strand wire with staple and pointed die-cut washer. Patented [200125] February 12, 1878, by Charles Brunner of Peru, and Hiram Reynolds of La Salle, Ill.

Four-point Wire Barbs: Coil

Modern Corrugated Wire 137
 Single-strand corrugated wire with four-point wire barb. Bend in strand holds barb in place.




Glidden's Coils 138
 Single-strand wire with four-point wire barb. Reissue patent [6914] February 8, 1876, by Joseph F. Glidden of De Kalb, Ill.




139 Glidden's Coils, Channeled Square-wire Variation

Single-strand square wire with four-point wire barb. One side of the strand is channeled. Variation of reissue patent 6914.




140 Glidden's Coils, Flute-rib Strand Variation

Single-strand wire with four-point wire barb. Strand is both fluted and ribbed. Variation of reissue patent 6914.



141 Glidden's Coils, Stretched Variation

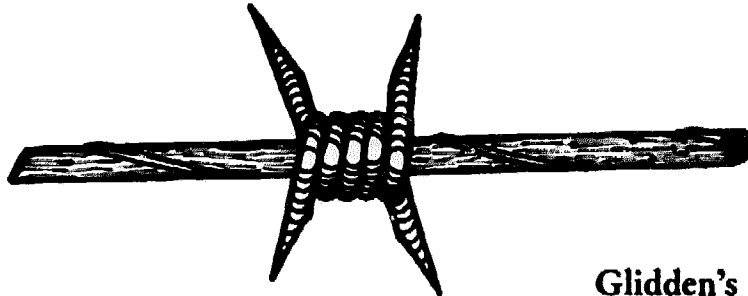
Single-strand wire with four-point wire barb. Variation of reissue patent 6914.



142

**Glidden's Coils,
Triangle-strand Variation**


Single-strand triangular wire with four-point wire barb. Variation of reissue patent 6914.



143

**Glidden's Coils,
Spiraling-rib Strand Variation**

Single-strand ribbed wire with four-point wire barb. Coils are pressed into the rib to hold barb in position. Variation of reissue patent 6914.



144


**Glidden's Coils,
Square-wire Variation**

Single-strand square wire with four-point wire barb. Variation of reissue patent 6914.



145

Glidden's Coils, One-strand Military Concertina Variation
One-strand high tensile strength wire with four-point wire barbs. Variation of patent reissue 6914.




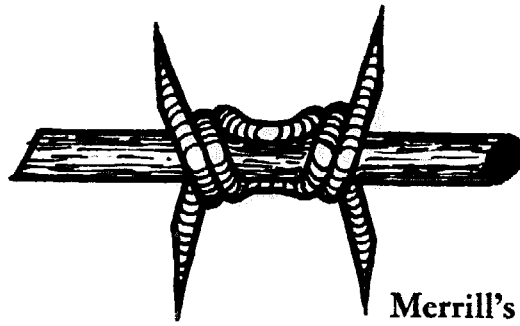
146

Glidden's Coils, Military Entanglement-wire Variation
Single-strand square wire with four-point wire barbs. Barbs are closely spaced along the strand. Variation of reissue patent 6914.


147 Merrill's Brads

Single-strand wire with four-point wire barb. Body of barb is tightly coiled to hold barb in position. Patented [155538] September 29, 1874, by Luther and John C. Merrill of Turkey River Station, Iowa.



**Merrill's Four-point Coil 148**


Single-strand wire with four-point wire barb. Pattern of barb changes as wire is turned. Patented [185688] December 26, 1876, by John C. Merrill of Turkey River Station, Iowa.



149

**Merrill's Four-point Coil,
Light-duty Variation**


Single-strand wire with four-point wire barb. Variation of patent 185688.



150

Lenox's Dual-knob Fence Wire

Single-strand wire with four-point wire barb. Barb is held in place by projections on surface of strand. Patented [300783] June 24, 1884, by Edwin S. Lenox of Worcester, Mass.


**Rogers' Wire, Modern Variation 151**

Single-strand high tensile strength wire with four-point wire barb. Strand is flattened slightly between barbs. Variation of patent 376418.

Four-point Wire Barbs: *Wrap*


152 Reynolds' Necktie

Single-strand wire with four-point wire barb. Patented [203779] May 14, 1878, by Hiram Reynolds of Marshalltown, Iowa.




153 Shinn's Barb, Single-strand Variation


Single-strand wire with four-point wire barb. Variation of patent 238447.



154 Shinn's Barb, Oval-strand Variation

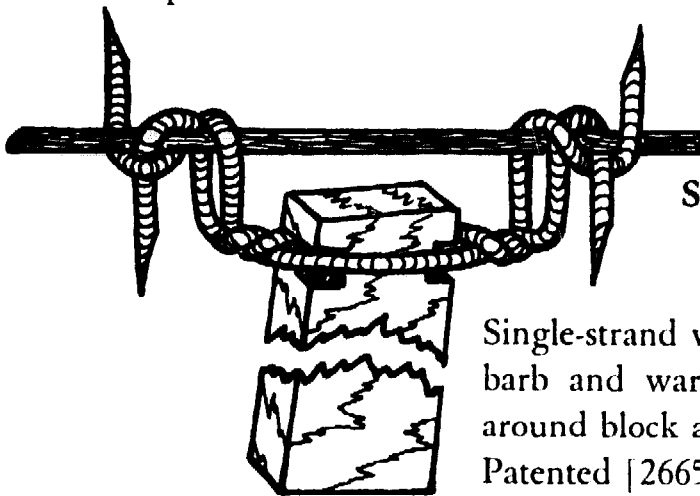
Twist-oval wire strand with four-point wire barb. Variation of patent 238447.





Shinn's Barb, Long-point Variation 155

Single-strand wire with four-point wire barb. Points extend beyond the usual length found in stock fencing. Variation of patent 238447.




156

Smith's Notched Warning Block and Four-point Barb


Single-strand wire with four-point wire barb and warning block. Barb wraps around block and hooks to wire strand. Patented [266545] October 24, 1882, by Eldridge J. Smith of Williamsport, Pa.

Four-point Wire Barbs: *Twist*




Waco Twist 157

Single-strand wire with four-point wire barb. Strand and barb points are gripped at center and twisted in mounting the barb. Inventor of barb is unknown.




158 Spanner Barb

Single-strand wire with four-point wire barb. Barb parts span the kink and wrap around the strand. Inventor of barb is unknown.



159 Colwell's Saddle Barb

Single-strand kinked wire with four-point wire barb. Twisted two-piece barb straddles the kinked strand. Patented [175667] April 4, 1876, by Myron W. Colwell of Dunlap, Iowa.

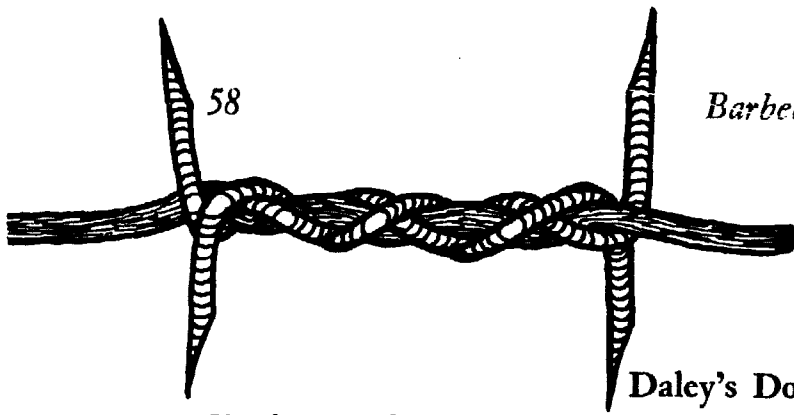


160

Allen's Twist

Single-strand wire with four-point wire barb. Wire sections on each side of strand are twisted together to form the barb. Patented [180185] July 25, 1876, by George W. Allen of Creston, Ill.

58




Barbed Wire: Single Strand

Daley's Double-wrap Barb 161

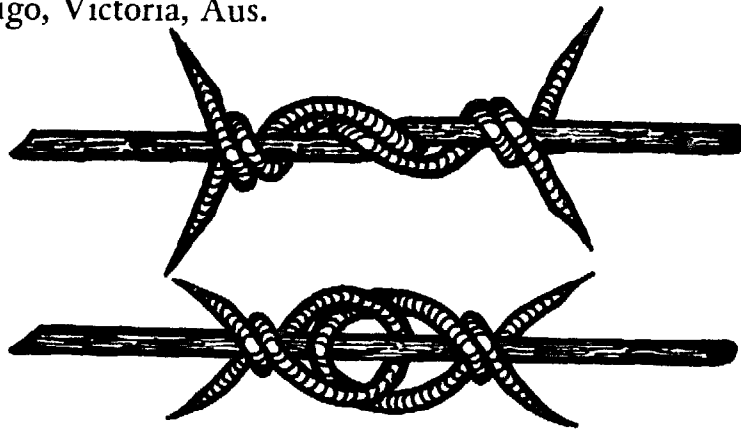
Single-strand wire corrugated at intervals to accommodate four-point braided wire barbs. Patented [209467] October 29, 1878, by Michael Daley of Waterman, Ill.

Four-point Wire Barbs: Kink Locked




Abbott's Australian Kink 162

Single-strand wire with four-point wire barb. Barb is held in position by interlocking loops and kink in the strand. Patented [2308905] January 19, 1943, by Harold Athelstance Abbott of Bendigo, Victoria, Aus.




Abbott's Australian Kink, Short Variation 163

Single-strand wire with four-point wire barb. Barb is held in position by interlocking loops and kink in the strand. Variation of patent 2308905.




158 Spanner Barb

Single-strand wire with four-point wire barb. Barb parts span the kink and wrap around the strand. Inventor of barb is unknown.



159 Colwell's Saddle Barb


Single-strand kinked wire with four-point wire barb. Twisted two-piece barb straddles the kinked strand. Patented [175667] April 4, 1876, by Myron W. Colwell of Dunlap, Iowa.



160


Allen's Twist

Single-strand wire with four-point wire barb. Wire sections on each side of strand are twisted together to form the barb. Patented [180185] July 25, 1876, by George W. Allen of Creston, Ill.




164 Waco Coils

Single-strand wire with four-point wire barb. Kink in strand holds barb in position. Inventor of barb is unknown.




165 Allen's Clasp

Single-strand wire with four-point wire barb. Barb is interlocked with kink in wire strand to prevent slippage. Patented [178581] June 13, 1876, by William G. Allen of Nevada, Iowa.




166 Gunderson's Open-spanner Barb


Single-strand wire with four-point wire barb. Patented [249173] November 8, 1881, by Albert Gunderson of Shabbona, Ill.

**Gunderson's Closed-spanner Barb 167**

Single-strand wire with four-point wire barb. Patented [249173] November 8, 1881, by Albert Gunderson of Shabbona, Ill.

**Osterman's Bend 168**

Single-strand wire with four-point wire barb. Barb interlocks with double bend in strand. Patented [268721] December 5, 1882, by John P. Osterman of Joliet, Ill.

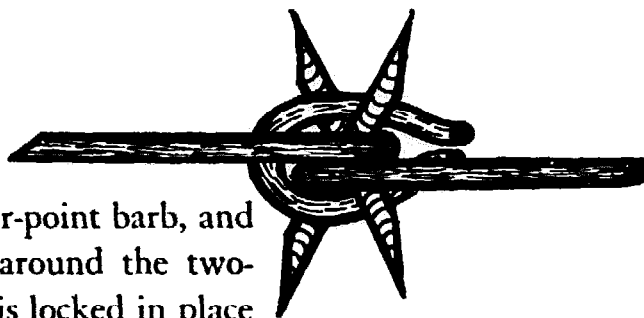
**Osterman's Simple Bend 169**

Single-strand wire with four-point wire barb. Barb interlocks with double bend in strand. Patented [268721] December 5, 1882, by John P. Osterman of Joliet, Ill.

Four-point Wire Barbs: *Loop Locked*

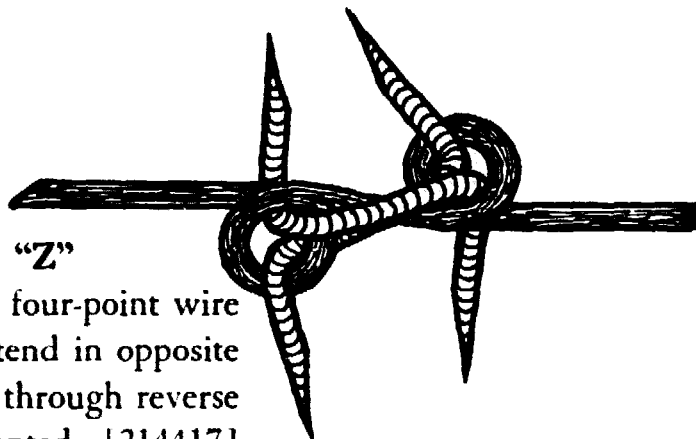
170 Wilson's Lock

Single-strand wire, four-point barb, and ring. Wire is looped around the two-piece barb parts. Barb is locked in place with a ring. Patented [158451] January 5, 1875, by Francis T. Wilson of Ames, Iowa.



171 Munson's Double "Z"


Single-strand wire with four-point wire barb. Points of barb extend in opposite directions after passing through reverse loops in strand. Patented [214417] April 15, 1879, by Andrew M. Munson of Lee, Ill.

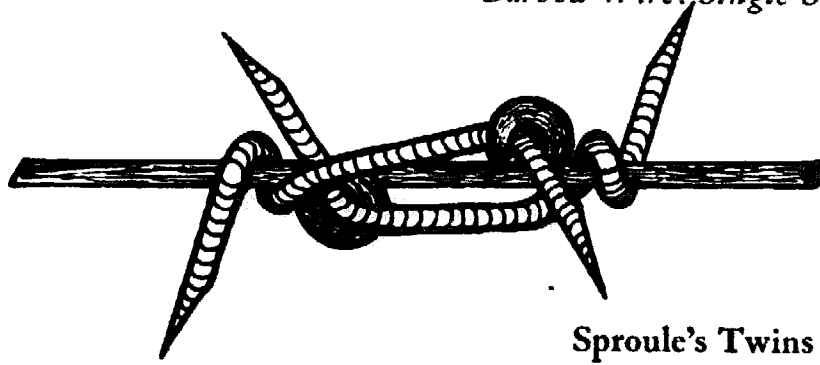


172


**Duncan's Triple Tie,
One Strand**

Single-strand wire with loop and interlocking four-point wire barb. Patented [218506] August 12, 1879, by John A. Duncan of Kansas City, Mo.



**Sproule's Twins 173**


Single-strand wire with four-point wire barb. Barb parts pass through loops and wrap around the strand. Patented [275536] April 10, 1883, by Adam W. Sproule of Joliet, Ill.

Four-point Wire Barbs: *Staple*

174

Jayne-Hill's Barb


Single-strand wire with four-point wire barb. Patented [176120] April 11, 1876, by William H. Jayne and James H. Hill of Boone, Iowa.



175

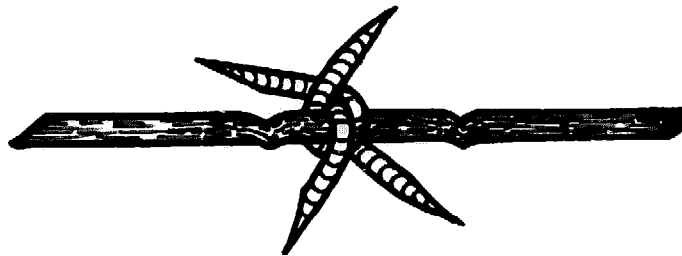
St. John's Locked Staples

Single-strand wire with four-point wire barb. Patented [199330] January 15, 1878, by Spencer H. St. John of Cedar Rapids, Iowa.




176 Wing's Two Staple

Single-strand wire with four-point wire barb. Patented [200783] February 26, 1878, by Lewis T. Larson Wing of Cambridge, Iowa.




177 Orwig's Crimped Fence Wire

Single-strand fence wire with twin crimps at intervals to hold applicable barbs in position. Patented [201890] April 2, 1878, by Thomas G. Orwig of Des Moines, Iowa.




178 Wilkes' Two Staple


Single-strand wire with four-point wire barb. Patented [216637] June 17, 1879, by Edward V. Wilkes of Kansas City, Mo.

Four-point Wire Barbs: Block and Nail**Smith's Spool and Spurs 179**

Single-strand wire with wood or cast spools. Nail or wire spurs are inserted in each spool. Patented [66182] June 25, 1867, by Lucian B. Smith of Kent, Ohio.

Four-point Wire Barbs: Welded**Dobbs-Booth's Horn Barb 180**

Single-strand wire with four-point wire barb. Horns are soldered to staple to form the barb. Patented [171104] December 14, 1875, by John Dobbs and Benjamin F. Booth of Victor, Iowa.

**Dobbs-Booth's Curved Horn Barb 181**


Single-strand wire with four-point wire barb. Horns are soldered to staple to form the barb. Patented [171104] December 14, 1875, by John Dobbs and Benjamin F. Booth of Victor, Iowa.

Four-point Barbs: *Wire and Barbed Washer*


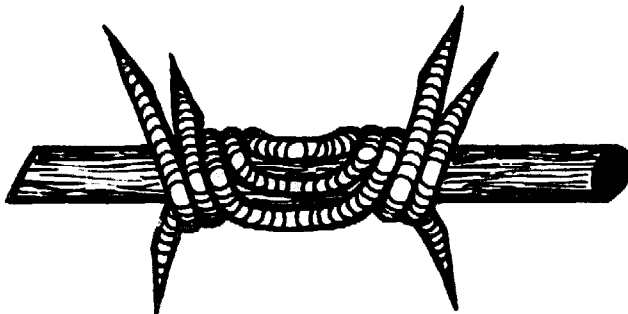
182

Brunner-Reynolds' Four Point

Single-strand wire with staple and two-point, die-cut washer. Patented [200125] February 12, 1878, by Charles Brunner of Peru, and Hiram Reynolds of La Salle, Ill.





Multi-point Barbs: *Coil*



183 Merrill's Six-point Coil

Single-strand wire with six-point wire barb. Pattern of barb changes as the wire is turned. Patented [185688] December 26, 1876, by John C. Merrill of Turkey River Station, Iowa.



184 Merrill's Eight-point Coil

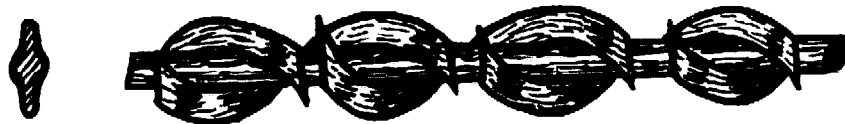
Single-strand wire with eight-point wire barb. Pattern of barb changes as wire is turned. Patented [185688] December 26, 1876, by John C. Merrill of Turkey River Station, Iowa.

Multi-point Barbs: Spiral Fin

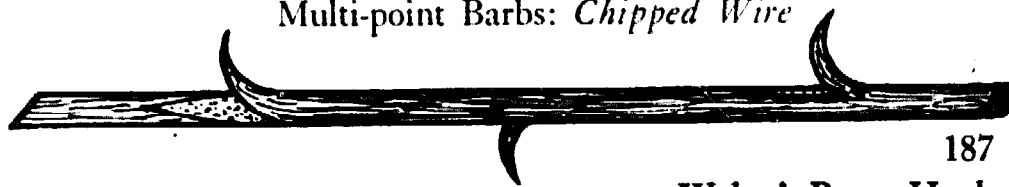
185

Collins' Single-row Spiraling Barbs

Single-strand wire with spiraling barbs. Barbs are cut and shaped from spiraling rib along the surface of the strand. Patented [173271] February 8, 1876, by William G. Collins of Niles, Ohio.

**Collins' Double-row Spiraling Barbs** 186

Single-strand wire with spiraling barbs. Barbs are cut and shaped from two rows of spiraling ribs along the surface of the strand. Patented [173271] February 8, 1876, by William G. Collins of Niles, Ohio.

Multi-point Barbs: Chipped Wire

187

Weber's Peavy Hook

Single-strand wire with barbs cut from the same stock. Barbs are channeled out in staggered pattern down the strand. Patented [182976] October 3, 1876, by Theodore A. Weber of New York, N.Y.

**Weber's Flat Hook** 188


Single-strand wire with barbs cut from the same stock. Barbs are channeled out of flattened areas in a staggered pattern around the strand. Patented [182976] October 3, 1876, by Theodore A. Weber of New York, N.Y.



189 Bagger's Hook

Single-strand wire with barbs cut from the same stock. Barbs are channeled out of flattened areas in a staggered pattern around the strand. Patented [183883] October 31, 1876, by Louis Bagger of Washington, D.C.


Multi-point Barbs: Sprig



190 Upham's Grooved Rail and Wire Inserts

Grooved iron rod with one-point wire barb inserts. Patented [239891] April 5, 1881, by Andrew J. Upham of Sterling, Ill.


Multi-point Barbs: Welded



191

Stetson's Thorns

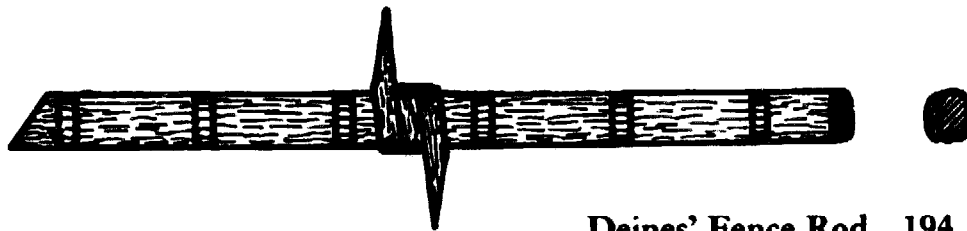
Single-strand wire with tack barbs. Paired tacks are soldered to strand at right angles to adjacent pair. Patented [192468] June 26, 1877, by Thomas D. Stetson of New York, N.Y.

One-point Sheet Metal Barbs: Leaf**Delffs' Tattered Leaf 192**

Single-strand wire with irregular-cut, leaf-shaped sheet metal barb. Barbs make fencing visible. Patented [490187] January 17, 1893, by Arnold Delffs of Bedford, Tenn.

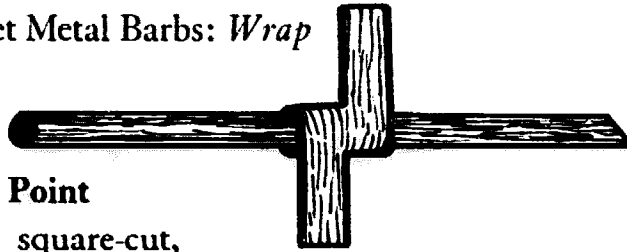
Two-point Sheet Metal Barbs: Coil**Decker's Ribbed Fence Wire with Sheet Metal Barbs 193**

Single-strand ribbed wire showing non-slip advantage of sheet metal barbs pressed into the rib. Patented [178605] June 13, 1876, by Alexander C. Decker of Bushnell, Ill.

**Deines' Fence Rod 194**


Flat single-strand wire with two-point flat wire barb. Cross-ribs on one side of strand prevent barb slippage. Patented [466775] January 12, 1892, by George Deines of Friend, Nebr.

Two-point Sheet Metal Barbs: *Wrap*



195 Shuman's Blunt Two Point


Single-strand wire with square-cut, two-point sheet metal barb. Patented [215404] May 13, 1879, by Thomas Shuman of Corning, Iowa.



196

Brink's Notched Plate, One Strand

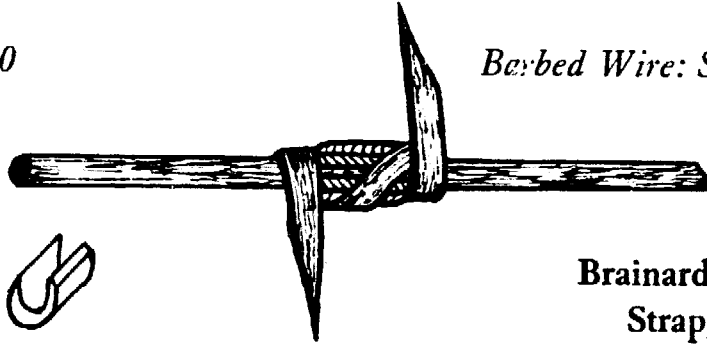
Single-strand wire with two-point sheet metal barb. Patented [258014] May 16, 1882, by Jacob and Warren M. Brinkerhoff of Auburn, N.Y.



197

Brink's Butt Plate, One Strand

Single-strand wire with two-point sheet metal barb. Patented [258014] May 16, 1882, by Jacob and Warren H. Brinkerhoff of Auburn, N.Y.

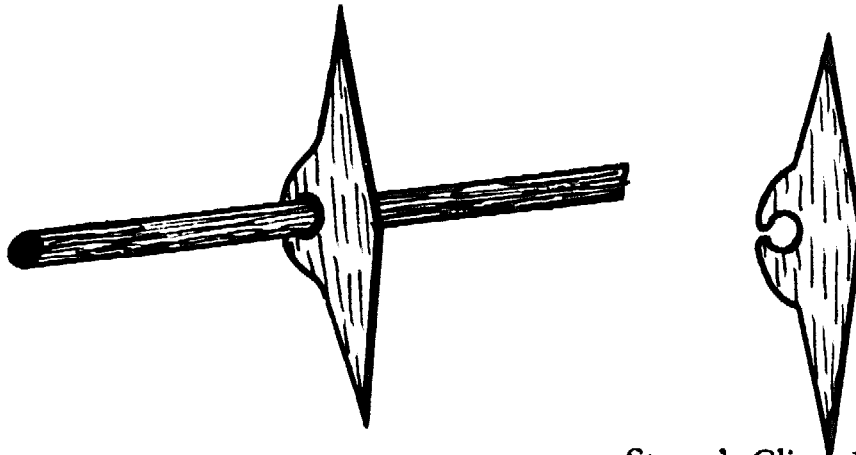


198

**Brainard's Sleeve and
Strap, One Strand**

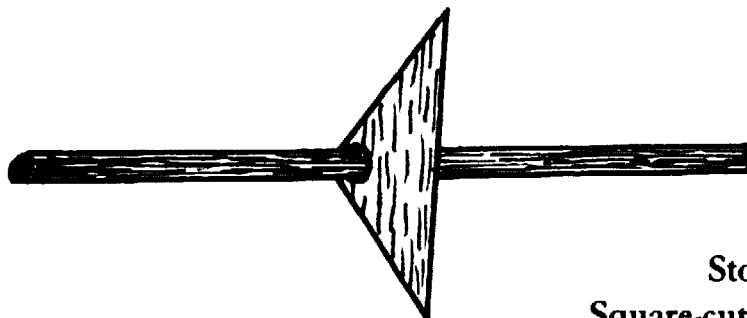
Single-strand wire with sheet metal sleeve and two-point barb. Sleeve is crimped to strand to hold barb in place. Patented [298440] May 13, 1884, by Curtis B. Brainard of Joliet, Ill.

Two-point Sheet Metal Barbs: Clip



Stover's Clip 199

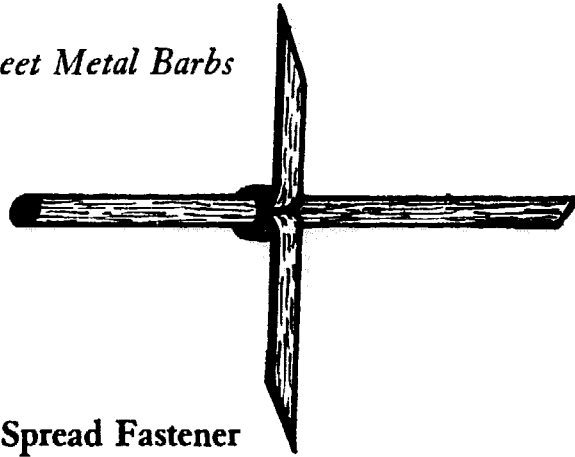
Single-strand wire with two-point sheet metal barb. Barb is mounted by hand. Patented [164947] June 29, 1875, by Daniel C. Stover of Freeport, Ill.



200


**Stover's Clip,
Square-cut Variation**

Single-strand wire with two-point sheet metal barb. Variation of patent 164947.



201 Haish's Spread Fastener

Single-strand wire with two-point sheet metal barb. Barb is crimped around the strand. Patented [164552] June 15, 1875, by Jacob Haish of De Kalb, Ill.




202 Haish's Half-spread Fastener

Single-strand wire with two-point sheet metal barb. Patented [164552] June 15, 1875, by Jacob Haish of De Kalb, Ill.



203 Duffy-Schroeder's Grooved Diamond

Single-strand wire with two-point, grooved sheet metal barb. Barb is crimped around strand. Patented [165220] July 6, 1875, by James F. Duffy and Nicholas Schroeder of Chicago, Ill.




204

**Harsha's
Wedged Barb**

Single-strand wire with two-point sheet metal barb. Barb is keyed to the strand with a metal peg or square nail. Patented [182819] October 3, 1876, by Mortimer S. Harsha of Chicago, Ill.

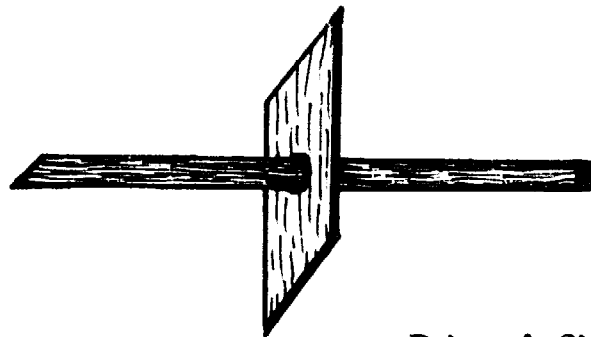
Two-point Sheet Metal Barbs: Perforated



205

**Kelly's
Thorny Fence,
One Strand**

Single-strand wire with curved two-point, diamond-shaped sheet metal barb. Swaged wire prevents barb slippage. Patented [74379] February 11, 1868, by Michael Kelly of New York, N.Y.



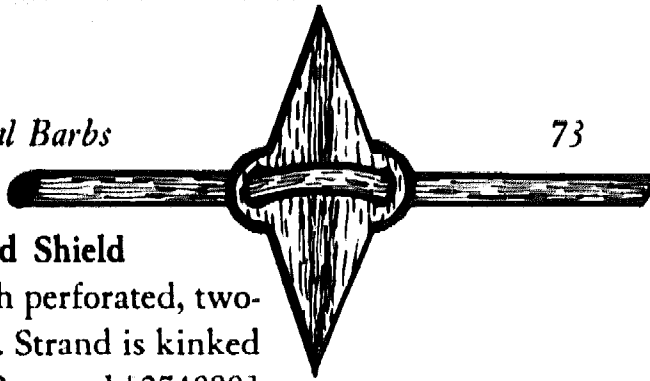
Brinton's Single-plate Barb 206

Single-strand wire with two-point sheet metal barb. Bent plate is straightened to lock in position on strand. Patented [241841] May 24, 1881, by Caleb Brinton of Chicago, Ill.

207

Smallwood's Kink and Shield

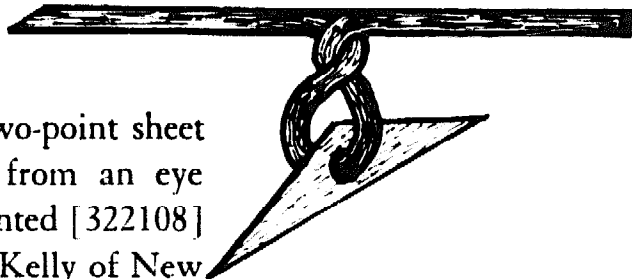
Single-strand wire with perforated, two-point sheet metal barb. Strand is kinked to hold barb in place. Patented [254888] March 14, 1882, by Scott Smallwood of Chicago, Ill.



208


Kelly's Swinging Plate

Single-strand wire with two-point sheet metal barb. Barb hangs from an eye twisted in the strand. Patented [322108] July 14, 1885, by Michael Kelly of New York, N.Y.



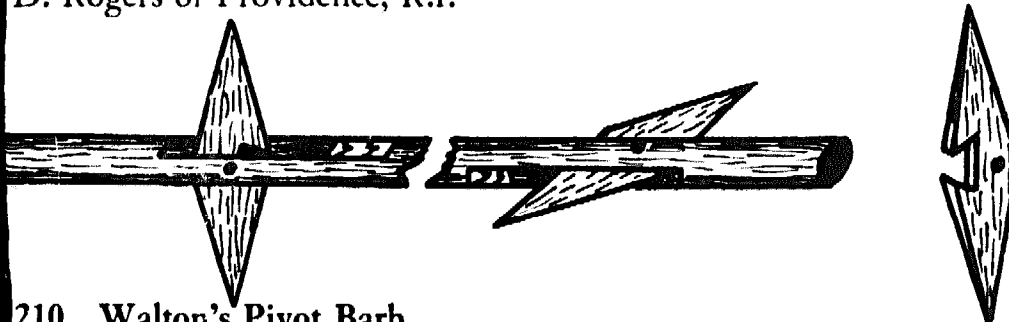
209 Rogers' Wire with Spindle Barb

Single-strand wire with two-point iron barb. Wire strand is flattened and twisted between the barbs. Patented [376418] January 10, 1888, by Charles D. Rogers of Providence, R.I.





210 Walton's Pivot Barb

Single-strand wire with two-point sheet metal barb alternately staggered at right angles. Assembly consists of slotted wire, barb pin, spring, and block. Spring is fitted in cut block and



both are wedged in the slot. Barb is positioned and locked with pin. Patented [437805] October 7, 1890, by William T. Walton of Mayville, Oreg.



Three-point Sheet Metal Barbs: *Wrap*



211

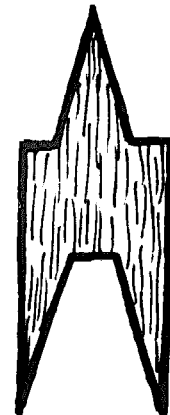
**Kennedy's Barb,
Three-point Variation**

Single-strand wire with three-point sheet metal barb. Barb is hand mounted. Variation of patent 153965.



Armstrong's Arrow Point, One Strand 212

Single-strand wire with three-point sheet metal barb. Barb is held in place by lugs and the two points. Patented [182626] September 26, 1876, by Frank Armstrong of Bridgeport, Conn.



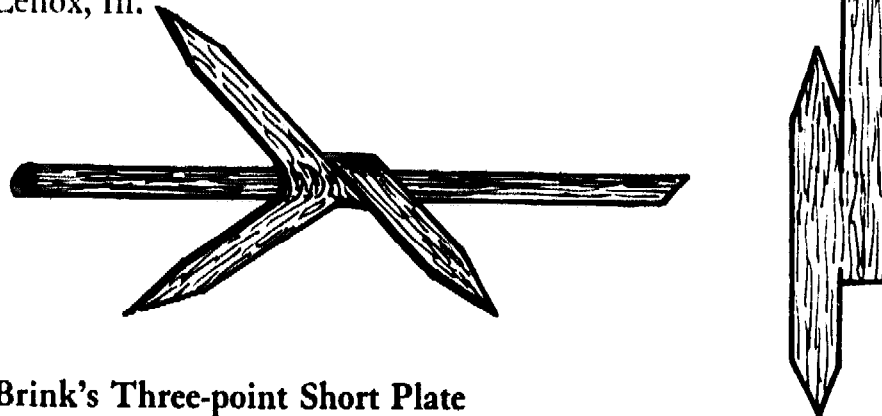
Knickerbocker's Barb 213

Single-strand wire with three-point sheet metal barb. Patented

Three-point Sheet Metal Barbs

75

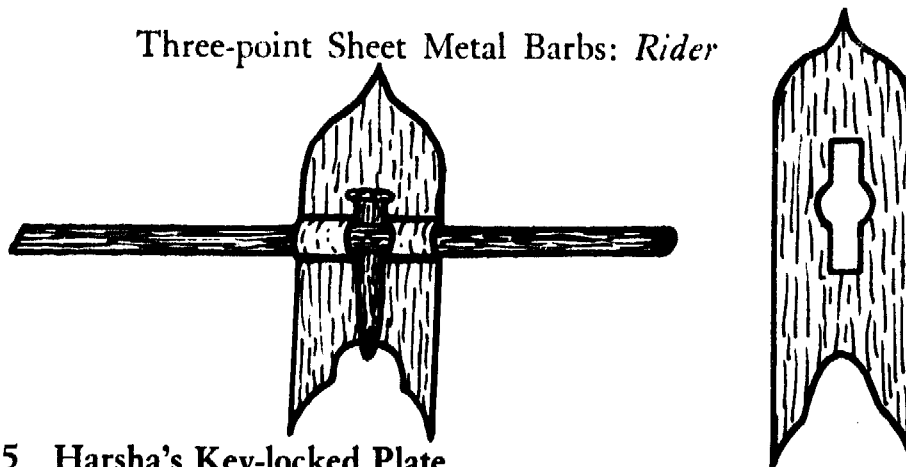
[185333] December 12, 1876, by Millis Knickerbocker of New Lenox, Ill.



214 Brink's Three-point Short Plate

Single-strand wire with three-point sheet metal barb. Long point wraps around strand to hold barb in place. Patented [258706] May 30, 1882, by Jacob and Warren M. Brinkerhoff of Auburn, N.Y.

Three-point Sheet Metal Barbs: Rider





215 Harsha's Key-locked Plate

Single-strand wire with three-point sheet metal barb. Barb is locked on the strand with a pin. Patented [179555] July 4, 1876, by Mortimer S. Harsha of Chicago, Ill.

216 Pooler-Jones' Barb

Single-strand wire with three-point sheet metal barb. Patented [181537] August 27, 1876, by Rheuben H. Pooler and William T. Jones of Serena, Ill.

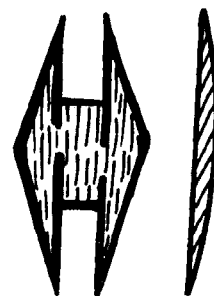
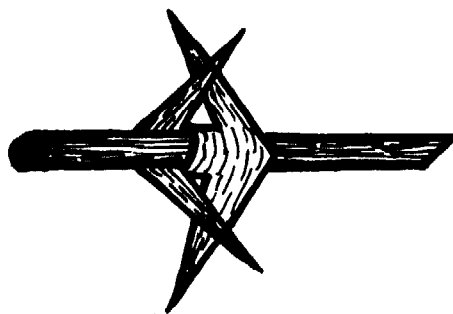



**Thompson's Rider Barb 217**

Single-strand wire with three-point sheet metal barb. Barb is held in place by nicks in strand. Greater weight at one end keeps barb pointing up. Patented [233713] October 26, 1880, by Salmon Thompson of Masonville, Iowa.


Four-point Sheet Metal Barbs: *Wrap***Kennedy's Barb Plate 218**

Single-strand wire with four-point sheet metal barb. Barb is hand mounted. Patented [153965] August 11, 1874, by Charles Kennedy of Hinckley, Ill.

**Scutt's Double Clip, One Strand 219**

Single-strand wire with four-point sheet metal barb. Offset cuts in metal plate allow barb points to project at right angles to each other. Patented [193557] July 24, 1877, by Hiram B. Scutt of Joliet, Ill.

Four-point Sheet Metal Barbs: *Kink Locked*



220

Dodge's Sheet Metal Barb


Single-strand wire with two-piece, four-point sheet metal barb. Patented [201507] March 19, 1878, by Thomas H. Dodge of Worcester, Mass.



221

Dodge's Barbed Ring and Locking Strip


Single-strand wire with four-point sheet metal barb. Kink in strand holds barbed ring and locking strip in place. Patented [250899] December 13, 1881, by Thomas H. Dodge of Worcester, Mass.



222

Smallwood's Kink and Star

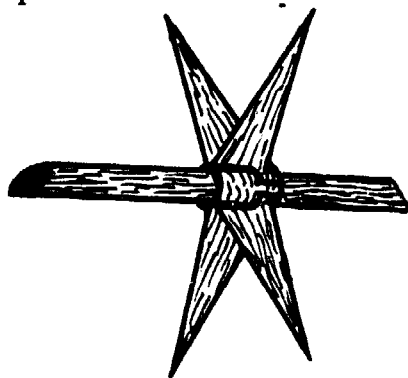
Single-strand wire with perforated, four-point sheet metal barb. Strand is kinked to hold barb in place. Patented [254888] March 14, 1882, by Scott Smallwood of Chicago, Ill.



223

Morgan's Perforated Star


Single-strand kinked wire with four-point, perforated sheet metal barb. Barb is mounted in expansion loop and held in place with wire clip. Patented [302275] July 22, 1884, by Thomas H. Morgan of Pittsburgh, Pa.

Four-point Sheet Metal Barbs: Joint Locked

224

**Scarlett's
Lug-locked
Barb**

Single-strand wire with two-piece, four-point sheet metal barb. The barb parts are bent and friction locked to the strand. Patented [190081] April 24, 1877, by Charles W. and William W. Scarlett, of Aurora, Ill.



225

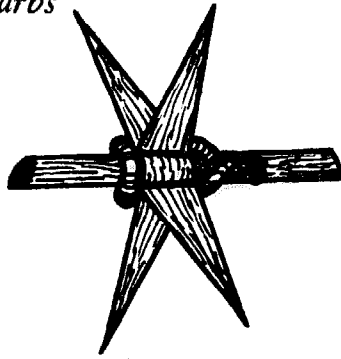
**Scarlett's
Joint-locked
Barb**

Single-strand wire with two-piece sheet metal barb. The barb parts are bent and friction locked to the strand. Patented [190081] April 24, 1877, by Charles W. and William W. Scarlett of Aurora, Ill.

Four-point Sheet Metal Barbs


79

226
Scarlett's
Wire-locked
Barb



Single-strand wire with two-piece, four-point sheet metal barb. The barb parts are bent and wire locked to the strand. Patented [190081] April 24, 1877, by Charles W. and William W. Scarlett of Aurora, Ill.


Four-point Sheet Metal Barbs: Rider




227 McNeill's Rider

Single-strand wire with four-point sheet metal barb. Barb is crimped to strand. Patented [199162] January 15, 1878, by John McNeill of Chicago, Ill.


228
Brinton's
Double-plate
Barb




Single-strand wire with four-point sheet metal barb. Bent plates are straightened to lock in position on strand. Patented [241841] May 24, 1881, by Caleb Brinton of Chicago, Ill.

Four-point Sheet Metal Barbs: *Star***Kennedy's Socket Barb 229**

Single-strand wire with pre-formed, four-point sheet metal barb. Barb is hand mounted. Patented [153965] August 11, 1874, by Charles Kennedy of Hinckley, Ill.


**Ellwood's Star 230**

Single-strand wire and four-point star barb. Barb and wire are formed from the same material. Patented [163169] May 11, 1875, by Reuben Ellwood of Sycamore, Ill.

**Kennedy's Collared Star 231**

Single-strand wire with four-point sheet metal barb. Barb is held in place by crimp in wire strand and barb collar. Patented [164181] June 8, 1875, by Charles Kennedy of Hinckley, Ill.



Four-point Sheet Metal Barbs: *Spinner*



232 Lord's Spinner, One Strand


Single-strand wire with four-point sheet metal barb. Diamond-shaped barb plates are joined by a shaft through the looped strand and rotate under load. Patented [218290] August 5, 1879, by Tylor C. Lord of Joliet, Ill.

Multi-point Sheet Metal Barbs: *Star*




233 Kennedy's Five-point Star

Single-strand wire with five-point sheet metal barb. Barb is hand mounted. Patented [153965] August 11, 1874, by Charles Kennedy of Hinckley, Ill.

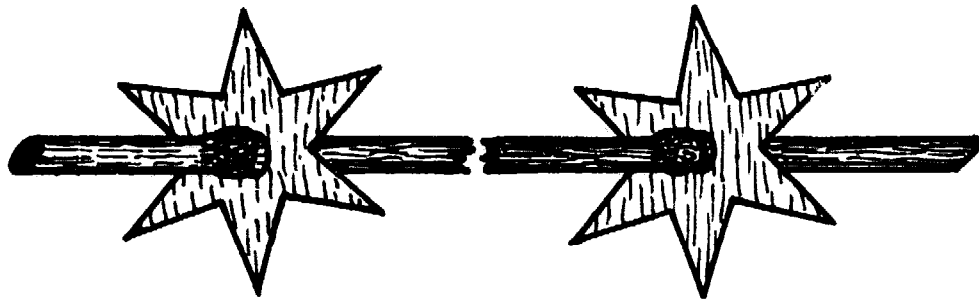


234 Kennedy's Six-point Star

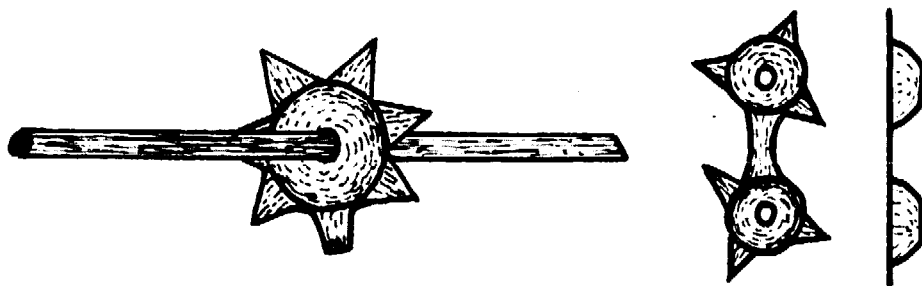
Single-strand wire with six-point sheet metal barb. Barb is hand mounted. Patented [153965] August 11, 1874, by Charles Kennedy of Hinckley, Ill.

**Dodge's Spur Wheel 235**

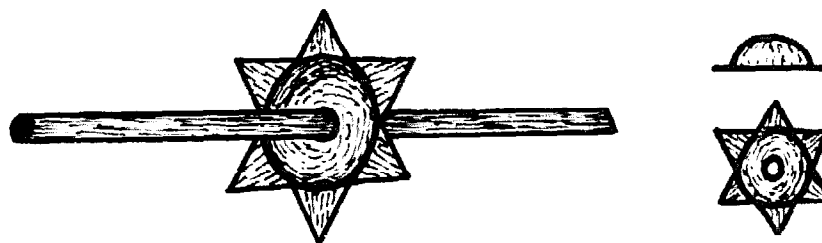
Single-strand wire with six-point sheet metal barb. Barb rotates between splined areas in strand. Patented [250219] November 29, 1881, by Thomas H. Dodge of Worcester, Mass.

**Olsen's Swaged-spur Wheel 236**

Single-strand wire with six-point sheet metal barb. Barb is held in position by swaged areas in strand. Patented [251276] December 20, 1881, by Olaf R. Olsen of Indianapolis, Ind.

**Sjöström's Joined-saucer Barb 237**


Single-strand wire with six-point sheet metal barb. Joined halves are folded together and strung side by side on wire strand. Patented [387116] July 31, 1888, by Johannes Sjöström of Gefle, Swed.



238 Sjöström's Saucer Barb


Single-strand wire with twelve-point sheet metal barb. Separate halves of barb are clustered face to face on wire strand. Patented [387116] July 31, 1888, by Johannes Sjöström of Gefle, Swed.

Multi-point Sheet Metal Barbs: Wheel




239 Hunt's Spur Wheel

Single-strand wire with fourteen-point sheet metal spur wheel. Wheel is held in place with sheet metal tabs. Patented [67117] July 23, 1867, by William D. Hunt of Scott, N.Y.



240 Barker's Spur Wheel, One Strand

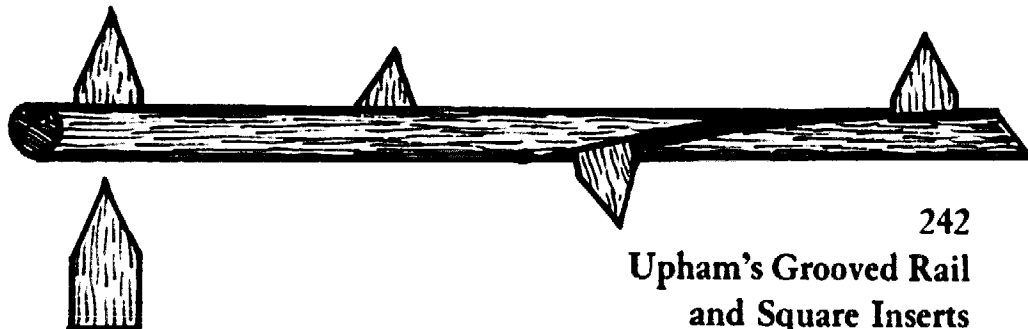
Single-strand wire with twelve-point sheet metal barb. Barb rotates on wire shaft fastened to wire strands. Patented [251505] December 27, 1881, by George E. Barker of Waverly, N.Y.

Multi-point Sheet Metal Barbs: *Sprig*

241

Upham's Grooved Rail and Double-point Inserts


Grooved iron rod with two-point sheet metal barb inserts. Patented [239891] April 5, 1881, by Andrew J. Upham of Sterling, Ill.



242

Upham's Grooved Rail and Square Inserts

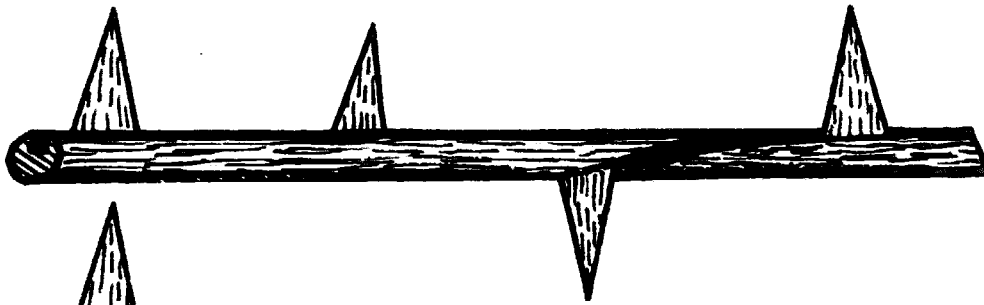
Grooved iron rod with pointed square sheet metal barb inserts. Patented [239891] April 5, 1881, by Andrew J. Upham of Sterling, Ill.



243

Upham's Grooved Rail and Triangle Inserts

Grooved iron rod with triangle sheet metal barb inserts. Patented [239891] April 5, 1881, by Andrew J. Upham of Sterling, Ill.



**244 Upham's Grooved Rail
and Long Triangle Inserts**


Grooved iron rod with triangle sheet metal barb inserts. Patented [239891] April 5, 1881, by Andrew J. Upham of Sterling, Ill.

Multi-point Sheet Metal Barbs: Strand-mounted Barb Strips




245 Hallner's Wrap, Single Cut

Single-strand wire with wrap-around sheet metal strip. Cuts along one edge of strip form the barbs. Patented [199538] January 22, 1878, by John Hallner of Ithaca, Nebr.



246 Hallner's Wrap, Double Cut

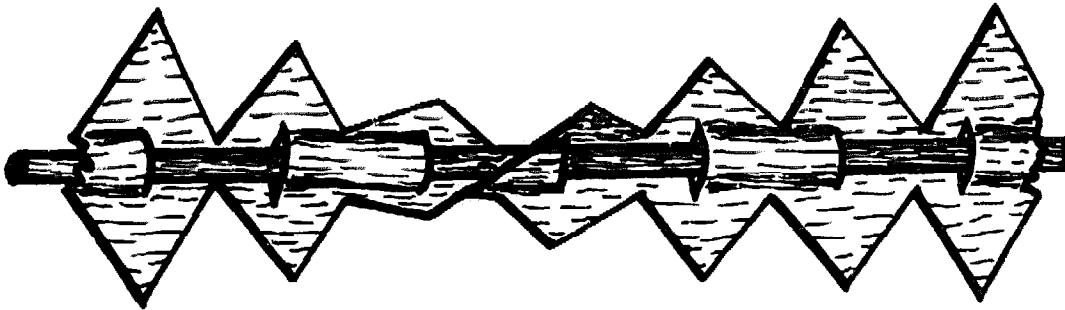
Single-strand wire with wrap-around sheet metal strip. Cuts along edges of strip form the barbs. Patented [199538] January 22, 1878, by John Hallner of Ithaca, Nebr.



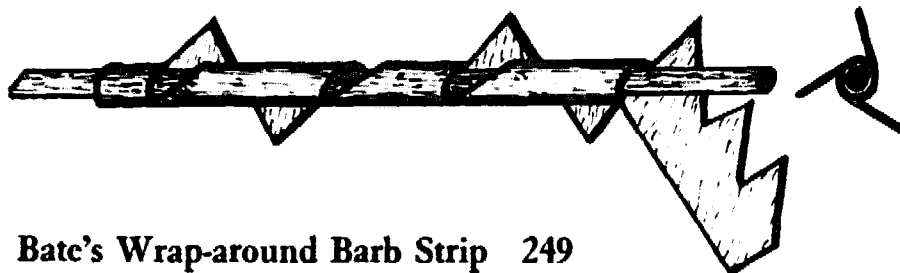
247

Upham's Wrapped-grooved Rail and Wire Inserts


Grooved iron rod with wire barb inserts. Barbs are wedged in groove and the rod wrapped with a spiraling metallic strip. Patented [239892] April 5, 1881, by Andrew J. Upham of Sterling, Ill.

**Brock's Diamond Chain** 248

Single-strand wire with a strip of diamond-shaped sheet metal barbs. Wire runs through openings formed by alternate depressions in sheet metal strip. Patented [255763] April 4, 1882, by William E. Brock of New York, N.Y.

**Bate's Wrap-around Barb Strip** 249

Single-strand wire wrapped with spiraling serrated strip. Patented [273245] March 6, 1883, by William S. Bate of Boston, Mass.



250 Blackmer's Strip and Tack

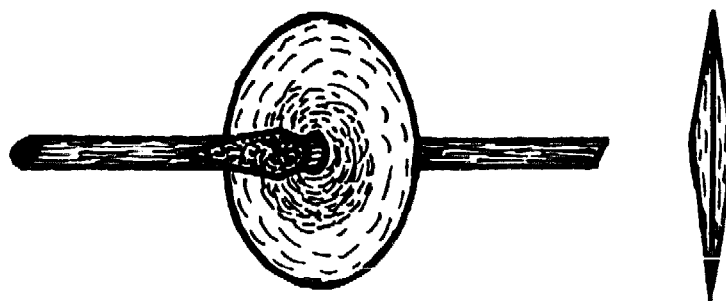
Single-strand wire wrapped with tack-studded sheet metal strip. Patented [305276] September 16, 1884, by Francis A. Blackmer of Springfield, Mass.



251 Upham's Barb and Lap

Single-wire strand and sheet metal strip with projecting points. Alternate points are crimped around the wire. Patented [305355] September 16, 1884, by Andrew J. Upham of Sterling, Ill.

Multi-point Sheet Metal Barbs: Disc

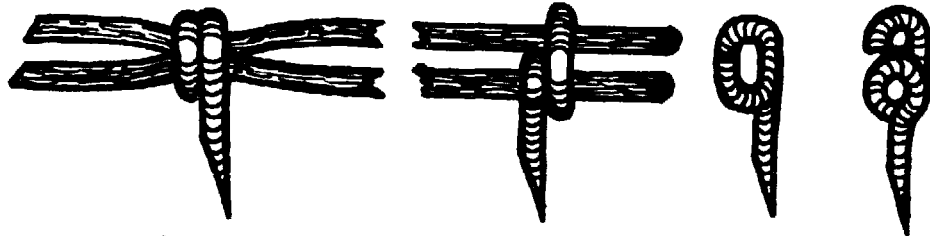


252 Neely-Marland's Disc

Single-strand wire with knife-edge, circular sheet metal barb. Patented [251273] December 20, 1881, by Thomas Neely and Alfred Marland of Pittsburgh, Pa.


BARBED WIRE: TWO STRAND

One-point Wire Barbs: *Wrap*



Huffman's Visible Round-wire Fencing 253


Two single-wire strands with one-point wire barbs. Wire is stapled to wooden stays between posts to keep barbs pointing down. Patented [380573] April 3, 1888, by Orlando Huffman of Friend, Nebr.



254

Huffman's Visible Flat-wire Fencing


Two flattened wire strands with one-point, round-wire barbs. Wire is stapled to wooden stays between posts to keep barbs pointing down. Patented [418617] December 31, 1889, by Orlando Huffman of Friend, Nebr.



Huffman's Barb, Small Parallel Variation 255


Two flattened parallel strands with one-point, round-wire barb. Variation of patent 418617.

One-point Wire Barbs: *Block and Nail*




256 Hulbert's Block and Spike, Nail Variation
Two-strand wire with block and one-point nail barb. Variation of patent 296835.


Two-point Wire Barbs: *Single Turn*



257 Blount Two Point
Two-strand wire with two-point wire barb. Inventor of barb is unknown.



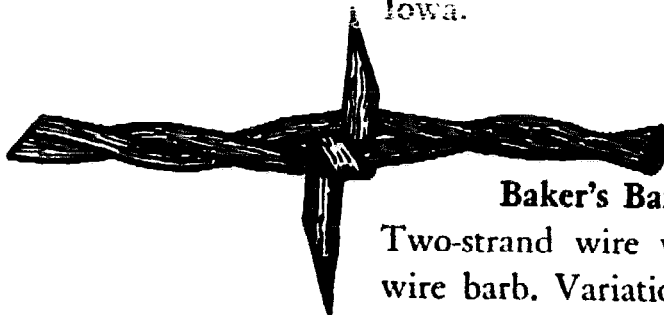
258 La Crosse Barb
Two-strand wire with two-point wire barbs. Barbs are alternately mounted on the strands. Inventor of barb is unknown.



259

**Baker's Barb,
Double Strand**

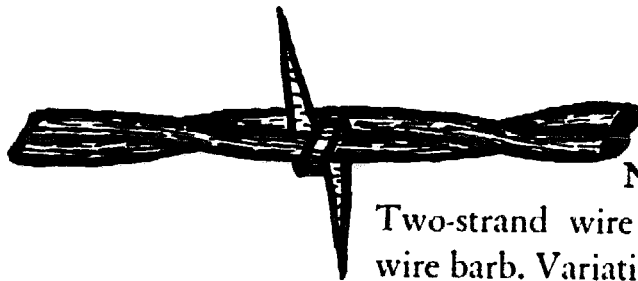
Two-strand wire with two-point, flat-wire barb. Slot joint holds barb in place. Patented [273219] February 27, 1883, by George C. Baker of Des Moines, Iowa.



260

Baker's Barb, Perfect Variation


Two-strand wire with two-point, flat-wire barb. Variation of patent 273219.



261

**Baker's Barb,
Needle-point Variation**


Two-strand wire with two-point, flat-wire barb. Variation of patent 273219.



262

**Baker's Barb,
Blunt Variation**

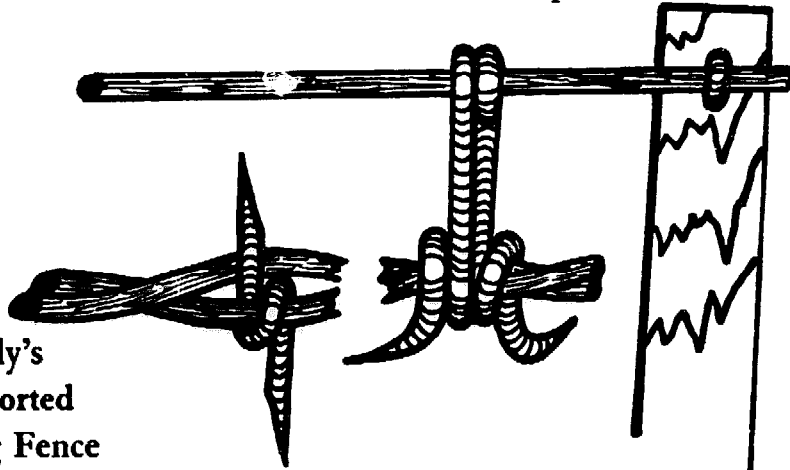
Two-strand wire with two-point, flat-wire barb. Barb has one split and one rounded point. Variation of patent 273219.



263

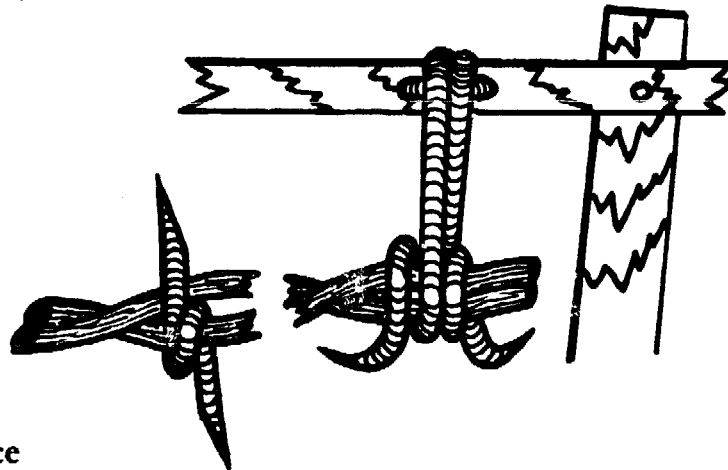
Baker's Barb, Large-Small-strand Variation

Two-strand wire with two-point, flat-wire barb. Barb is mounted on the smaller strand. Variation of patent 273219.



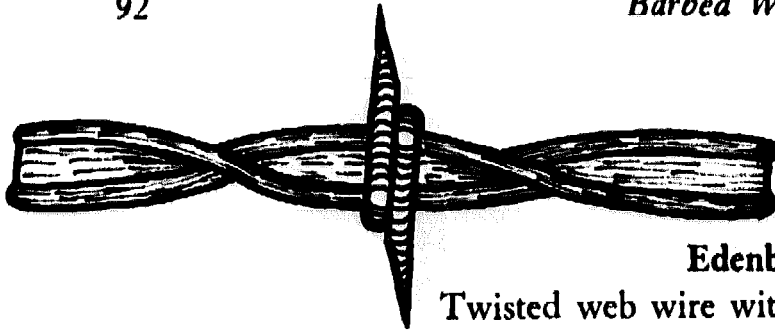
264 **Kelly's
Rod-supported
Swinging Fence**

Two-strand barbed wire sections swinging freely between posts on barbed linkage. Links hang from rods stapled to posts. Patented [283614] August 21, 1883, by Michael Kelly of New York, N.Y.



265 **Kelly's
Rail-supported
Swinging Fence**

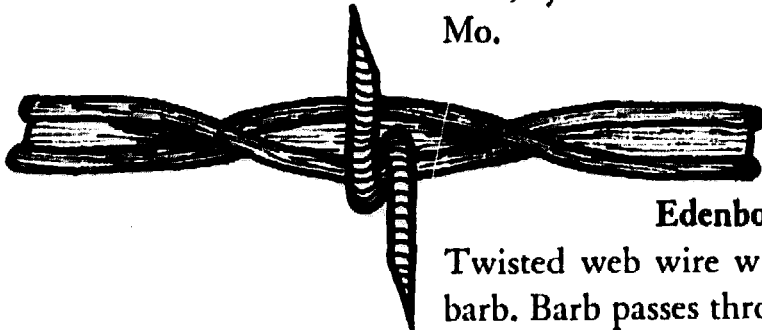
Two-strand barbed wire sections swinging freely between posts on barbed linkage. Links hang from staples in wooden rail nailed to posts. Patented [283614] August 21, 1883, by Michael Kelly of New York, N.Y.



266

Edenborn's Wrap Barb


Twisted web wire with two-point wire barb. Barb wraps around the webbed strand. Patented [313929] March 17, 1885, by William Edenborn of St. Louis, Mo.



267

Edenborn's Outside Barb

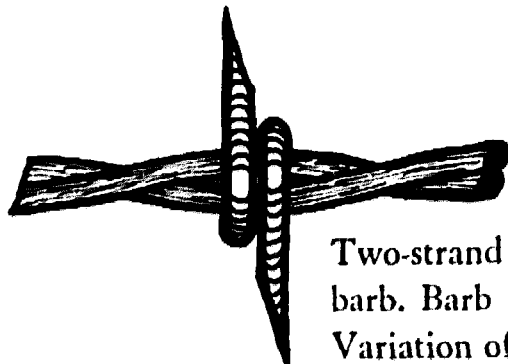
Twisted web wire with two-point wire barb. Barb passes through the thin web. Patented [313929] March 17, 1885, by William Edenborn of St. Louis, Mo.



268

**Edenborn's Wrap Barb,
Modern Variation**


Two-strand high tensile strength wire with two-point wire barb. Variation of patent 313929.



269

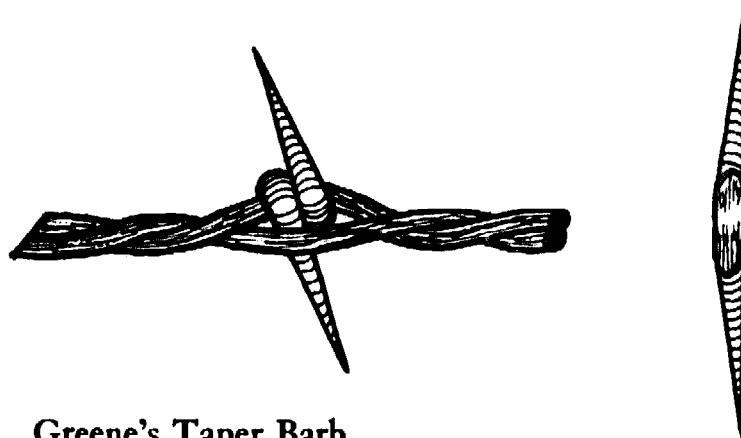
**Edenborn's Wrap Barb,
Double-strand Variation**

Two-strand wire with two-point wire barb. Barb wraps around both strands. Variation of patent 313929.



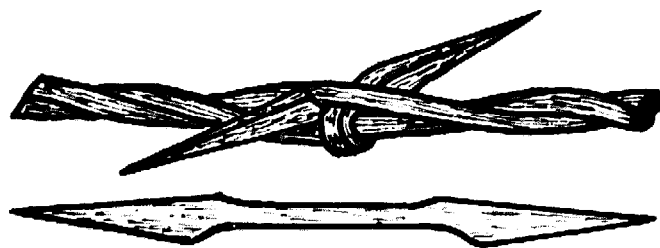
270 Haish's Single-wrap Ribbed Barb

Two-strand wire with two-point, half-round wire barb. Barb is wrapped around one strand and is held in position by teeth in flat surface. Patented [356762] February 1, 1887, by Jacob Haish of De Kalb, Ill.



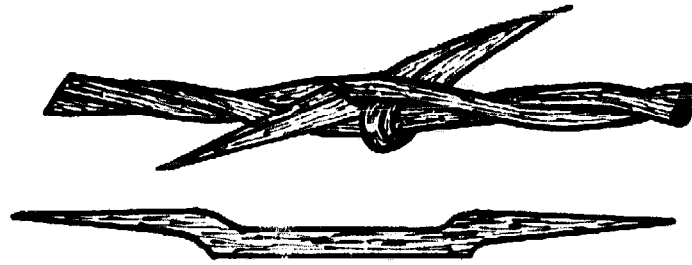
271 Greene's Taper Barb

Two-strand wire with two-point, tapered-wire barb. Barb is held in place by flat central surface. Patented [380884] April 10, 1888, by Merritt Greene of Marshalltown, Iowa.

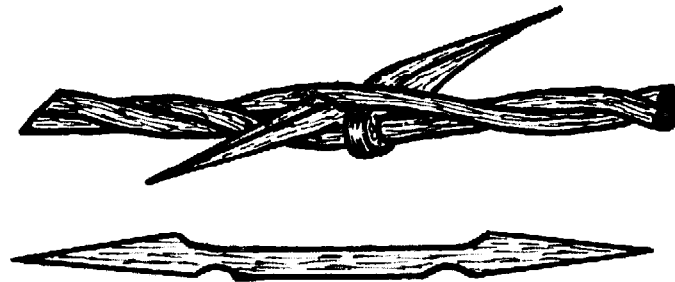


272 Haish's Spear Point


Two-strand wire with shaped two-point barb. Flattened body of barb prevents rotation. Patented [463742] November 24, 1891, by Jacob Haish of De Kalb, Ill.

**Haish's Cleat 273**


Two-strand wire with shaped, two-point wire barb. Body of barb is flattened to prevent rotation. Patented [463742] November 24, 1891, by Jacob Haish of De Kalb, Ill.

**Haish's Notched Spear Point 274**

Two-strand wire with shaped, two-point wire barb. Body of barb is flattened and notched to prevent rotation. Patented [463742] November 24, 1891, by Jacob Haish of De Kalb, Ill.


**Curtis' Quarter Twist 275**

Two-strand wire with two-point, half-round barb. A quarter turn is made in each barb point. Patented [470746] March 15, 1892, by John D. Curtis of Worcester, Mass.




276 Curtis' Barb, Flat-strand Variation

Two-strand flattened wire with two-point, half-round wire barb. Variation of patent 470746.




277 Haish's Single Wrap, Modern Waukegan Variation

Two-strand wire with two-point, half-round barb. Variation of patent 470746.




278 Curtis' Half Twist

Two-strand wire with two-point, half-round barb. A half turn is made in each barb point. Patented [470747] March 15, 1892, by John D. Curtis of Worcester, Mass.




Riter's Visible Wire with Barbs 279

Two-strand fence wire with two-point wire barbs. Fencing consists of alternating sections of loose and tight twists. Patented [506256] October 10, 1893, by John L. Riter of Brownsville, Ind.




Smith's Beads and Barbs 280

Two-strand visible wire with two-point wire barbs. The two barbs alternate with bead-shaped open spreads. Patented [578032] March 2, 1897, by Datus C. Smith of Yonkers, N.Y.



Perry's Welded Barb, Double Strand 281

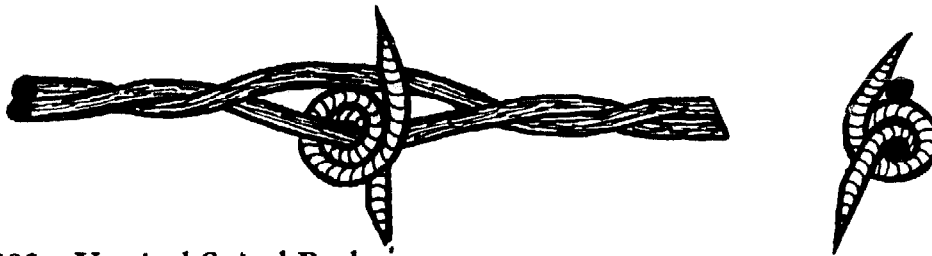
Two-strand wire with two-point wire barbs. Barbs are electrically welded to one strand. Patented [588774] August 24, 1897, by John C. Perry of Joliet, Ill.



282 Perry's Welded Barb, Double-strand Wrap-around

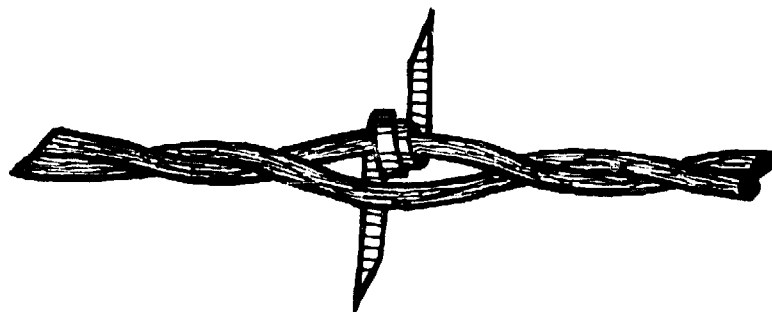
Two-strand wire with two-point wire barbs. Barbs are electrically welded in position. Patented [588774] August 24, 1897, by John C. Perry of Joliet, Ill.

Two-point Wire Barbs: Coil



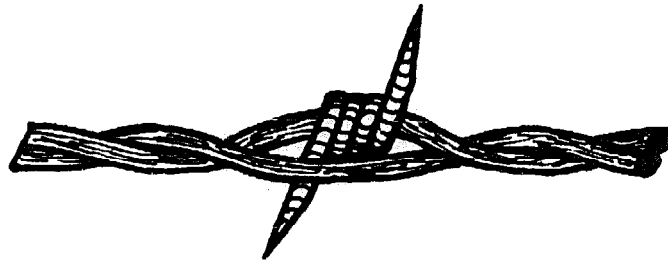
283 Vertical Spiral Barb

Two-strand wire with two-point wire barb. Body of barb overlaps and coils outward from the strand. Inventor of barb is unknown.




284 Modern Spring Coil


Two-strand wire with two-point flat steel barb. Barb coils outward from strand. Inventor of barb is unknown.

**Glidden's Coil, Double Strand 285**

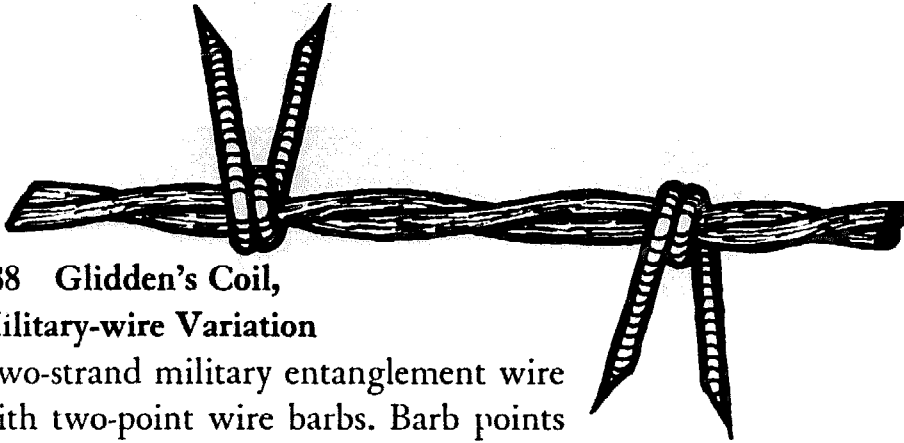
Two-strand wire with two-point wire barb. Barb coil consists of three or more turns. Patent reissue [6913] February 8, 1876, by Joseph F. Glidden of De Kalb, Ill.

**Glidden's Coil, Spread Strand 286**

Two crossing single-wire strands with two-point wire barb. Barb coil consists of three or more turns. Patent reissue [6913] February 8, 1876, by Joseph F. Glidden of De Kalb, Ill.


**Glidden's Coil, Hanging-barb Variation 287**

Two-strand wire with two-point wire barbs. Points on each barb extend in the same direction. Variation of reissue patent 6913.




**288 Glidden's Coil,
Military-wire Variation**

Two-strand military entanglement wire with two-point wire barbs. Barb points are staggered around the wire strands. Variation of reissue patent 6913.



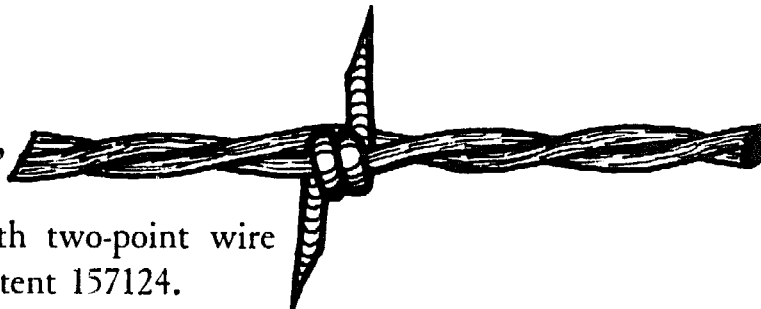
**289 Glidden's Barb, Modern
Reversing-twist Variation**

Two-strand high tensile strength wire with two-point, flat-wire barb. Strands twist in opposite directions away from barb. Variation of reissue patent 6913.



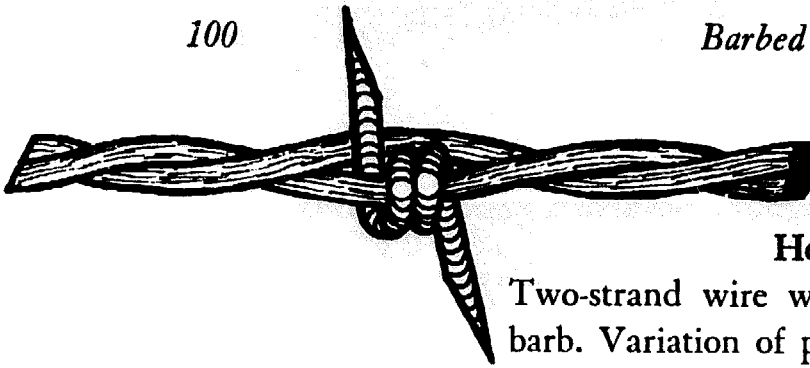
290 Glidden's Winner

Two-strand wire with two-point wire barb. Barb makes double turn around one strand. Patented [157124] November 24, 1874, by Joseph F. Glidden of De Kalb, Ill.



**291 Glidden's Barb,
Common Variation**

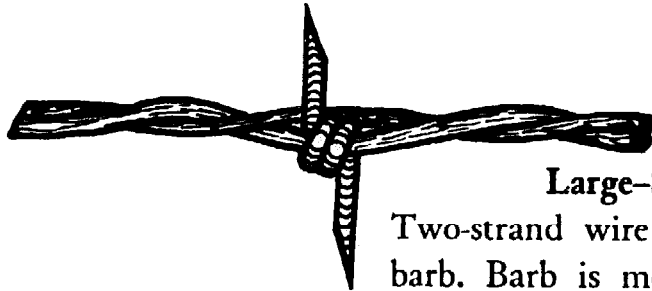
Two-strand wire with two-point wire barb. Variation of patent 157124.



292

**Glidden's Barb,
Heavy-duty Variation**

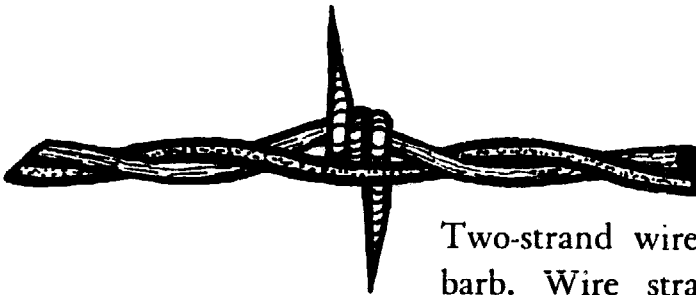
Two-strand wire with two-point wire barb. Variation of patent 157124.



293

**Glidden's Barb,
Large-Small-strand Variation**


Two-strand wire with two-point wire barb. Barb is mounted on the larger strand. Variation of patent 157124.



294

**Glidden's Barb,
Flat-strand Variation**

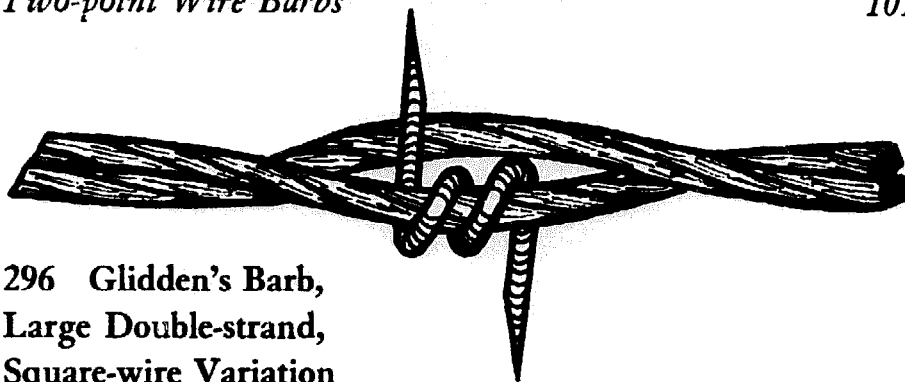
Two-strand wire with two-point wire barb. Wire strands are of different gauge. Smaller strand is half-flattened. Variation of patent 157124.



295

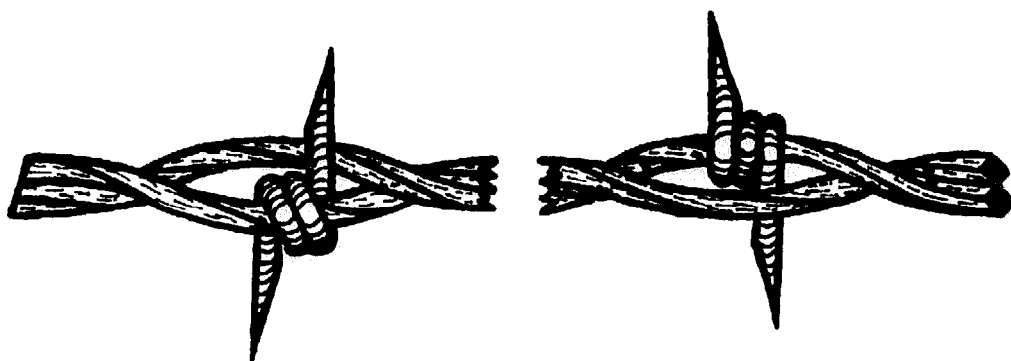
**Glidden's Barb,
Small Double-strand,
Square-wire Variation**

Two-strand spiraling square wire with two-point wire barb. Variation of patent 157124.




**296 Glidden's Barb,
Large Double-strand,
Square-wire Variation**

Two-strand spiraling square wire with two-point wire barb.
Variation of patent 157124.




**297 Glidden's Barb, Barbs on Separate Square
Strands Variation**

Two-strand spiraling square wire with two-point wire barb
on each strand. Variation of patent 157124.




298 Glidden's Barb, Round-Square-wire Variation

Two-strand wire with two-point wire barb. Wire strands consist of one round and one spiraling square wire. Variation of patent 157124.




299

Glidden's Barb, Barbs on Alternate Strands Variation
Two-strand wire with two-point wire barbs. Barbs appear on alternate strands. Variation of patent 157124.




300

Glidden's Barb, Four-strand Cable Variation
Cable and single-strand wire with two-point wire barb. Barb is mounted on the wire strand. Variation of patent 157124.



301


Glidden's Barb, Five-strand Cable Variation
Cable and single-strand wire with two-point wire barb. Barb is mounted on the wire strand. Variation of patent 157124.



302

Glidden's Barb, Barbed Five-strand Cable Variation

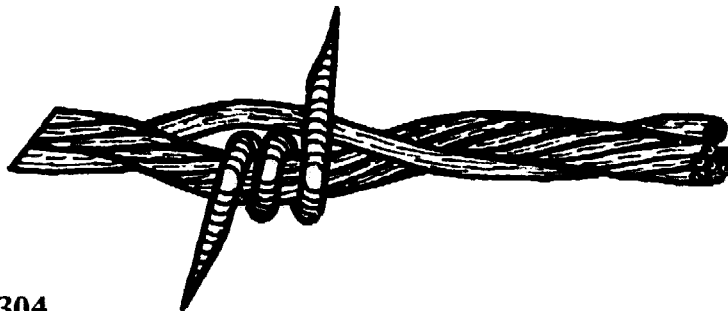
Cable and single-strand wire with two-point wire barb. Barb is mounted on the cable. Variation of patent 157124.



303

Glidden's Barb, Six-strand Cable Variation

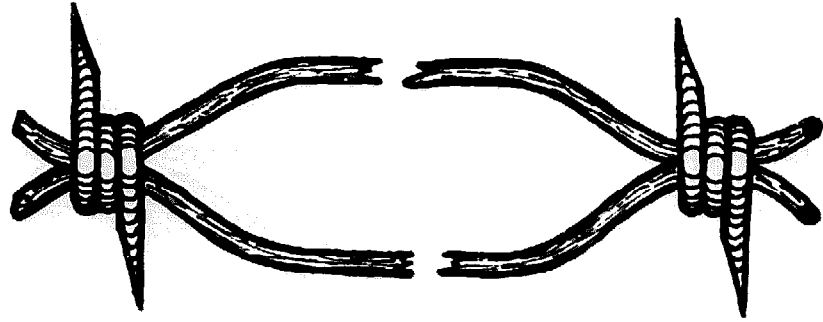
Cable and single-strand wire with two-point wire barb. Barb is mounted on the cable. Variation of patent 157124.



304


Glidden's Barb, Seven-strand Cable Variation

Cable and single-strand wire with two-point wire barb. Barb is mounted on the cable. Variation of patent 157124.



Glidden's Barb, Visible Wire Variation 305

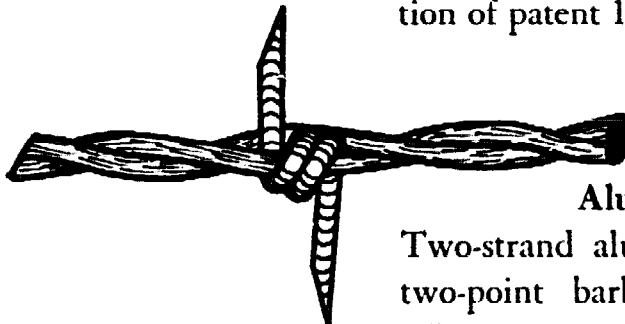
Separate undulating wire strands with two-point wire barbs. Barbs wrap around both strands at points of contact. Variation of patent 157124.



306

Glidden's Barb, Modern Half-round Barb Variation


Two-strand aluminum alloy wire with two-point, half-round wire barb. Variation of patent 157124.



307

Glidden's Barb, Modern Aluminum Alloy Variation

Two-strand aluminum alloy wire and two-point barb. Variation of patent 157124.



308

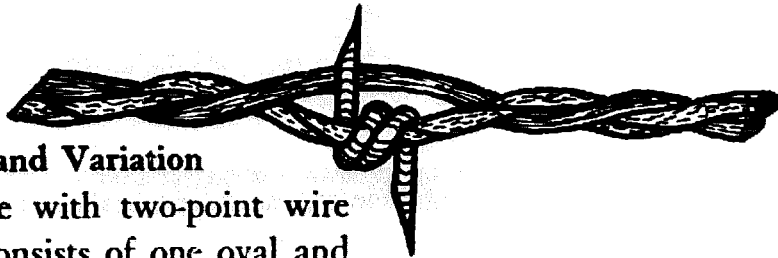
Glidden's Barb, Triangle-Round-strand Variation

Two-strand wire with two-point wire barb. Fencing consists of one triangle and one round strand. Barb is mounted on the round strand. Variation of patent 157124.

309

**Glidden's Barb,
Square-Oval-strand Variation**

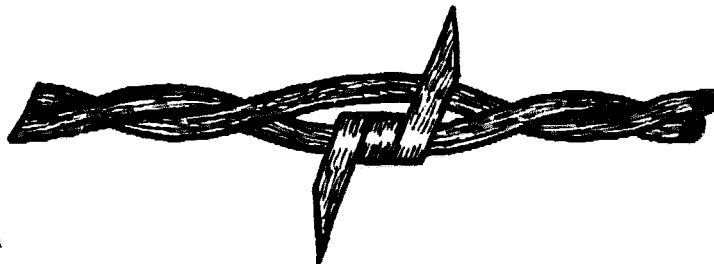
Two-strand wire with two-point wire barb. Fencing consists of one oval and one square strand. Barb is mounted on the square strand. Variation of patent 157124.



310

**Glidden's Barb,
Flat-barb Variation**

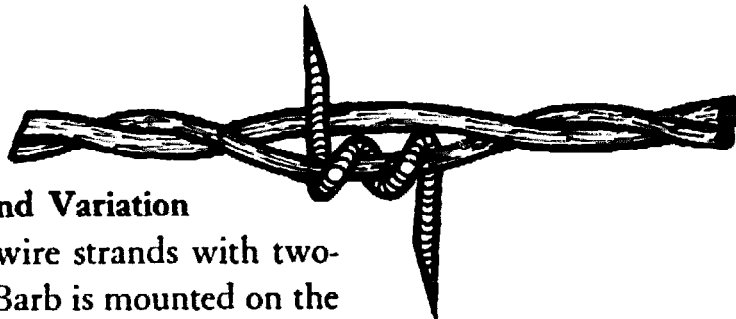
Two-strand wire with two-point sheet metal barb. Variation of patent 157124.



311

**Glidden's Barb,
Large-Small-strand Variation**

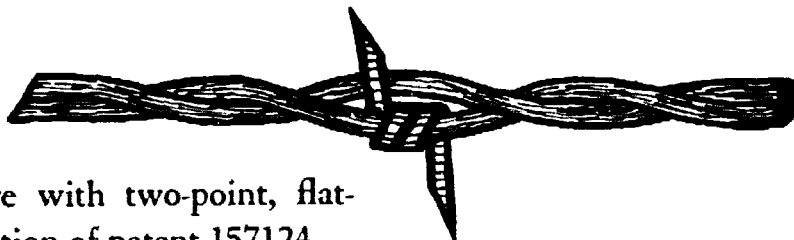
Small and large wire strands with two-point wire barb. Barb is mounted on the smaller wire. Variation of patent 157124.

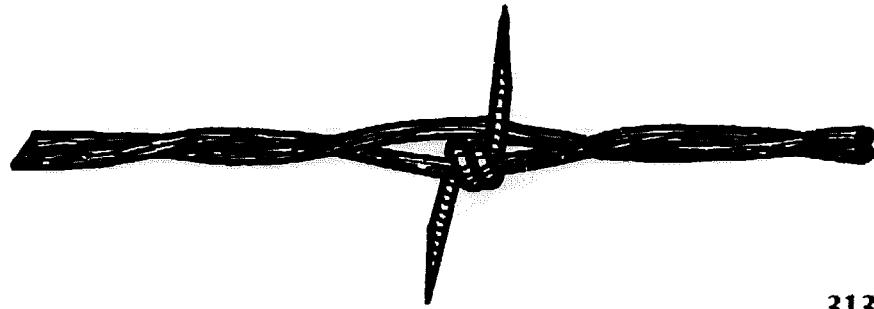


312

**Glidden's Barb,
Flat Variation**

Two-strand wire with two-point, flat-wire barb. Variation of patent 157124.






313

Glidden's Barb, Cactus-point Variation

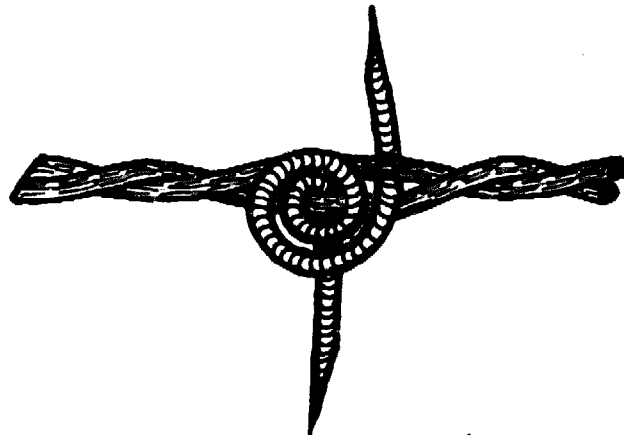
Two-strand wire with two-point wire barb. Variation of patent 157124.



314

Glidden's Barb, Square-barb Variation

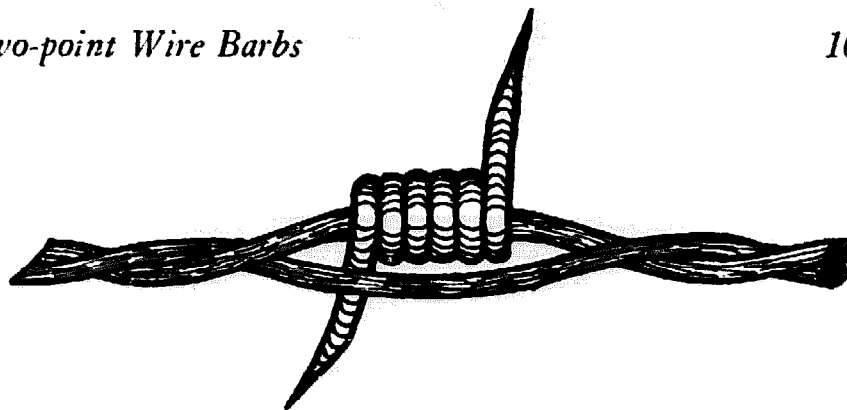
Two-strand wire with two-point, square-wire barb. Variation of patent 157124.



315


Upham's Outside Coil

Two-strand wire with two-point wire coil barb. Patented [205702] July 2, 1878, by Andrew J. Upham of Sterling, Ill.



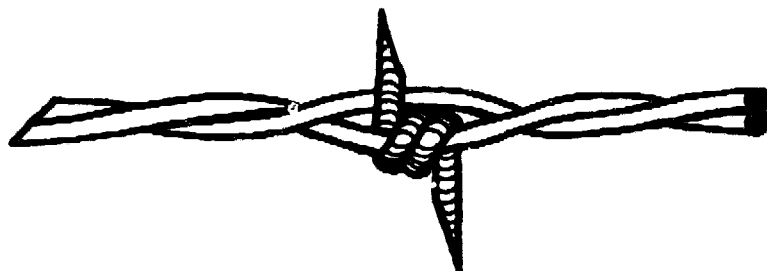
316 Wright's Rotating Coil

Two-strand wire with two-point wire coil barb. Large opening through coil allows barb to turn under load. Patented [249817] November 22, 1881, by Ivy E. Wright of Charlottesville, Ind.



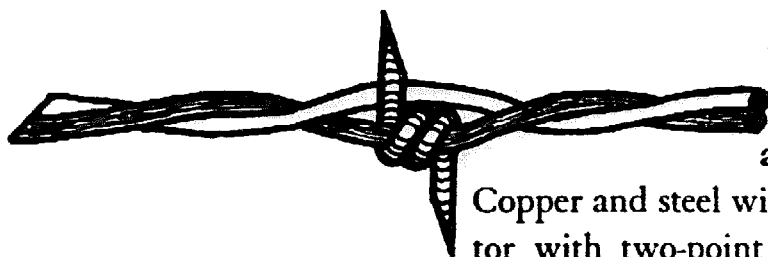
317 Dodge's Conductor, Copper-steel Wire and Copper Barb

Copper and steel wire lightning conductor with two-point copper wire barb. Barb is mounted on the copper wire strand. Patented [282449] July 31, 1883, by Thomas H. Dodge of Worcester, Mass.



318 Dodge's Conductor, Double Copper Strand and Steel Barb Variation

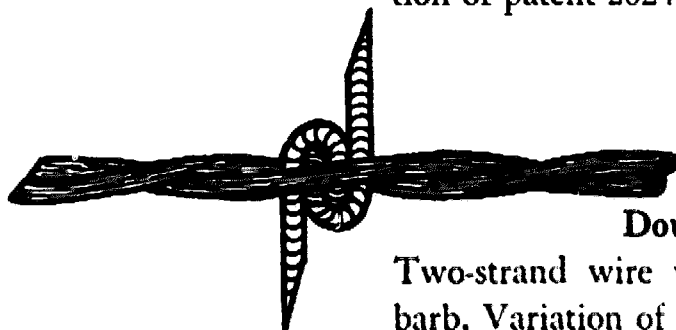
Two-strand copper wire lightning conductor with two-point steel wire barb. Variation of patent 282449.



319

**Dodge's Conductor,
Copper-steel Wire
and Steel Wire Barb**


Copper and steel wire lightning conductor with two-point steel barb. Barb is mounted on the steel wire strand. Variation of patent 282449.



320

**Upham's Coil,
Double-strand Variation**


Two-strand wire with two-point wire barb. Variation of patent 284261.



321

Edenborn's Single-straddle Barb

Twisted web wire with two-point wire barb. Barb passes through the thin web. Patented [313929] March 17, 1885, by William Edenborn of St. Louis, Mo.




322

**Edenborn's Straddle Barb,
Double-strand Variation**

Two-strand wire with two-point wire barb. Variation of patent 313929.


Two-point Wire Barbs: *Wrap*



323

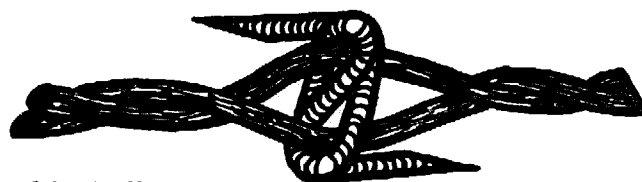
Double Turn and Wrap Barb

Two-strand wire with two-point wire barb. Inventor of barb is unknown.




324 Haish's "S"

Two-strand wire with two-point wire barb. Patented [167240] August 31, 1875, by Jacob Haish of De Kalb, Ill.




325 Haish's "S,"
Square Variation


Two-strand wire with two-point wire barb. Variation of patent 167240.

**Haish's "S," Wrap Variation 326**

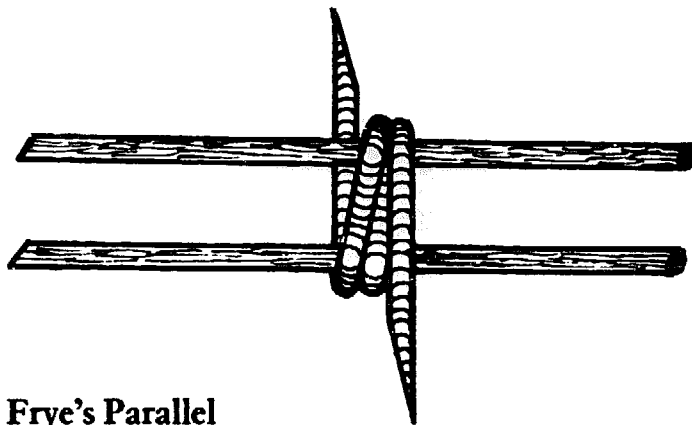
Two-strand wire with two-point wire barb. Variation of patent 167240.

**Haish's "S," Parallel Variation 327**

Two parallel single-wire strands with two-point wire barb. Variation of patent 167240.


**Frye's Parallel with Wooden Slat 328**

Parallel single-wire strands with two-point wire barbs. Slats keep barb points in horizontal position. Patented [204312] May 8, 1878, by William H. H. Frye of Marshalltown, Iowa.



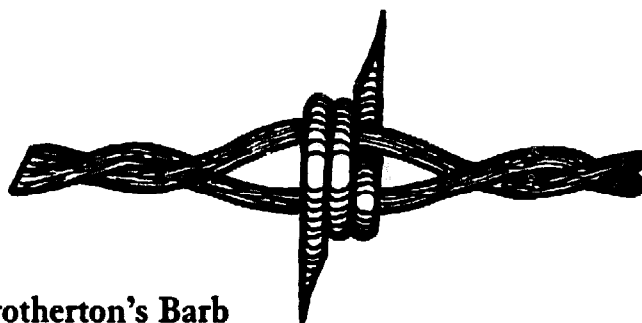
329 Frye's Parallel

Parallel single-wire strands with two-point wire barb. Patented [204312] May 8, 1878, by William H. H. Frye of Marshalltown, Iowa.




**330 Frye's Barb,
Double-strand Variation**

Two-strand wire with two-point wire barb. Variation of patent 204312.




331 Brotherton's Barb


Two-strand wire with two-point wire barb. Patented [207710] September 3, 1878, by Jacob Brotherton of Ames, Iowa.



Brotherton's Barb, Common Variation 332
Two-strand wire with two-point wire barb. Variation of patent 207710.



Brotherton's Barb, Arched-strand Variation 333
Two-strand wire with two-point wire barb. Barb is locked in place by sharp bend in one strand. Variation of patent 207710.




Brotherton's Barb, Free Wrap Variation 334
Two-strand wire with two-point wire barb. Variation of patent 207710.

335

**Brotherton's Barb,
Hook Variation**


Two-strand wire with two-point wire barb. Variation of patent 207710.



336

Vaughan's Triple Loop


Two-strand wire with two-point wire barb. Patented [212874] March 4, 1879, by Henry M. Vaughan of Newton, Iowa.



337

Edenborn's Flat "S"

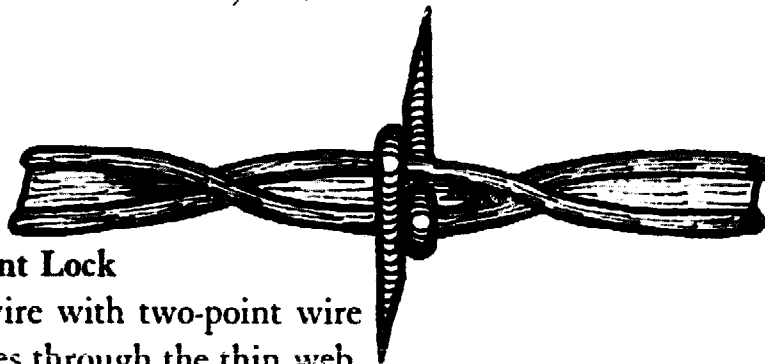
Twisted web wire with two-point wire barb. Barb passes through the thin web. Patented [313929] March 17, 1885, by William Edenborn of St. Louis, Mo.

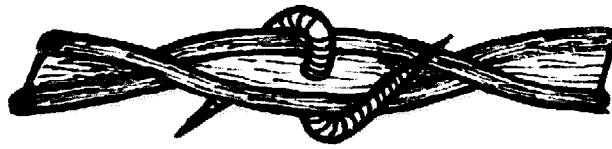


338


Edenborn's Point Lock

Twisted web wire with two-point wire barb. Barb passes through the thin web. Patented [313929] March 17, 1885, by William Edenborn of St. Louis, Mo.




**Edenborn's "S" 339**

Twisted web wire with two-point wire barb. Barb passes through the thin web. Patented [313929] March 17, 1885, by William Edenborn of St. Louis, Mo.

**Edenborn's Vertical Point 340**

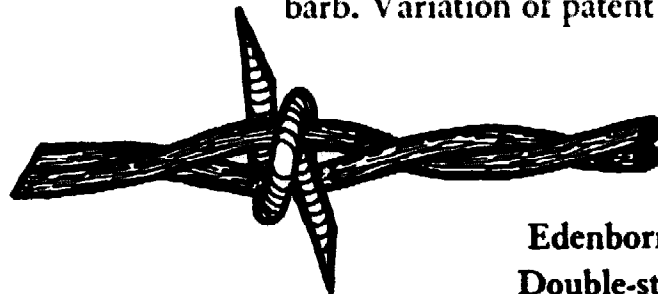
Twisted web wire with two-point wire barb. Barb passes through the thin web. Patented [313929] March 17, 1885, by William Edenborn of St. Louis, Mo.



341

**Edenborn's Locked-in Barb,
Double-strand Variation**


Two-strand wire with two-point wire barb. Variation of patent 313929.



342

**Edenborn's Point Lock,
Double-strand Variation**

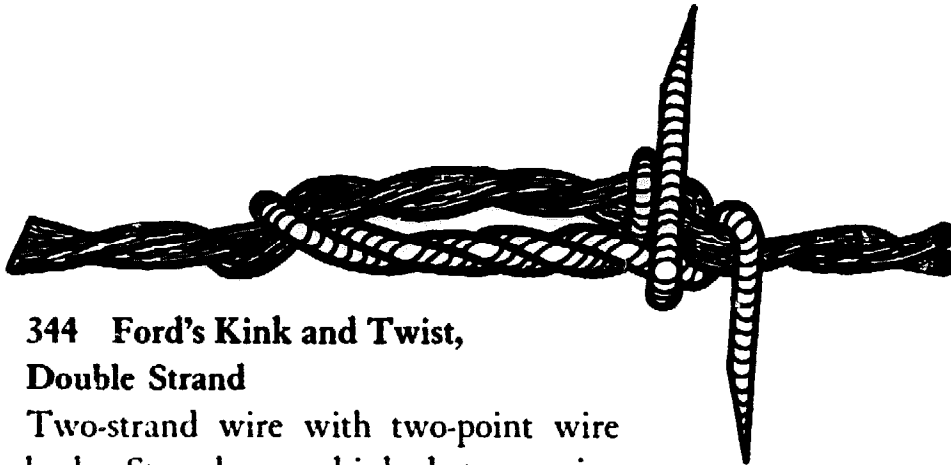
Two-strand wire with two-point wire barb. Variation of patent 313929.



**343 Edenborn's Point Lock,
Parallel-strand Variation**


Two parallel single-wire strands with two-point wire barb.
Variation of patent 313929.

Two-point Wire Barbs: Kink Locked




**344 Ford's Kink and Twist,
Double Strand**

Two-strand wire with two-point wire barb. Strands are kinked to receive twisted barb. Patented [311740] February 3, 1884, by Franklin D. Ford of Providence, R.I.



**345 Ford's Kink and Wrap Barb,
Double Strand**

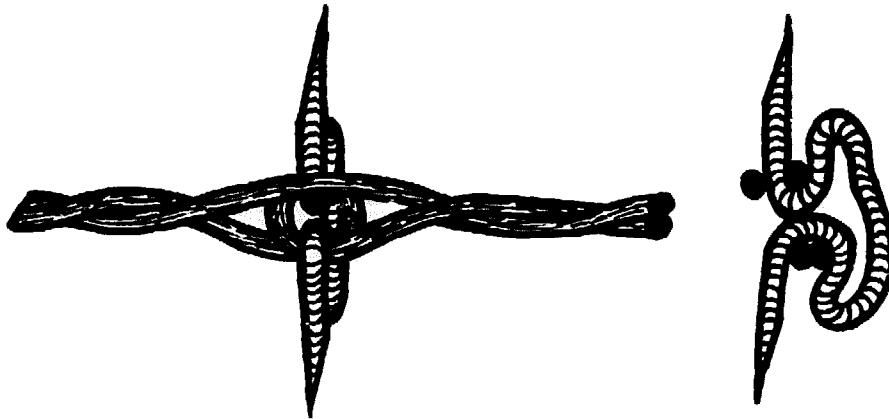
Two-strand wire with two-point wire barb. Strands are bent at intervals to hold barbs in place. Patented [312454] February 17, 1885, by Franklin D. Ford of Providence, R.I.



346

Ford's Kink and Double-wrap Barb

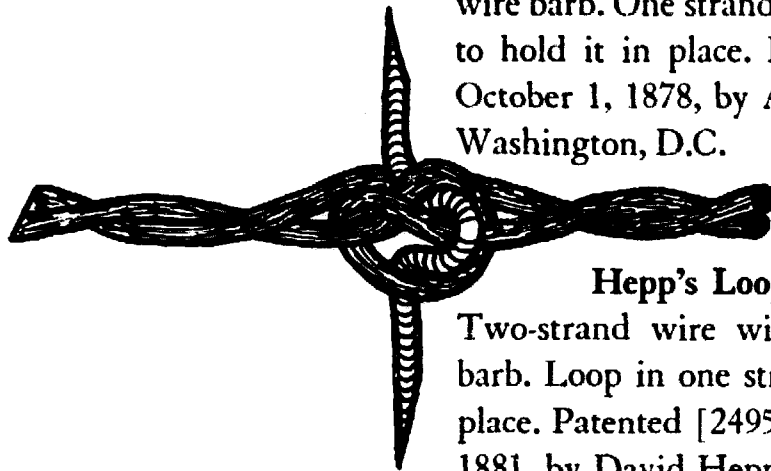
Two-strand wire with two-point wire barb. Strands are bent at intervals to hold barbs in place. Patented [312454] February 17, 1885, by Franklin D. Ford of Providence, R.I.

Two-point Wire Barbs: Loop Locked

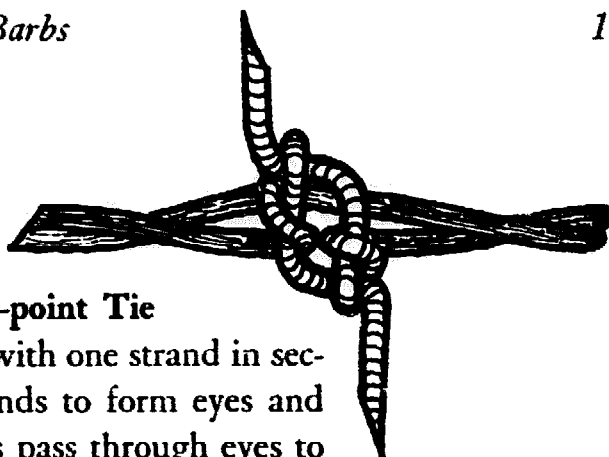
347

Pitney's Loop and Fastener Barb, Double Strand

Two-strand wire with two-point bent wire barb. One strand loops around barb to hold it in place. Patented [208538] October 1, 1878, by Albert L. Pitney of Washington, D.C.

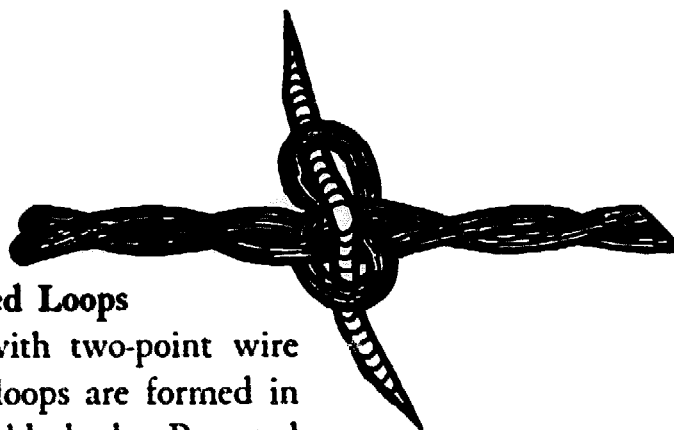
**Hepp's Loop and Staple** 348

Two-strand wire with two-point wire barb. Loop in one strand holds barb in place. Patented [249522] November 15, 1881, by David Hepp of Chicago, Ill.




349 Evans' Two-point Tie

Two-strand wire with one strand in sections twisted at ends to form eyes and barbs. Barb points pass through eyes to join wire sections. Patented [255728] March 28, 1882, by Lemuel E. Evans of East Orange, N.J.



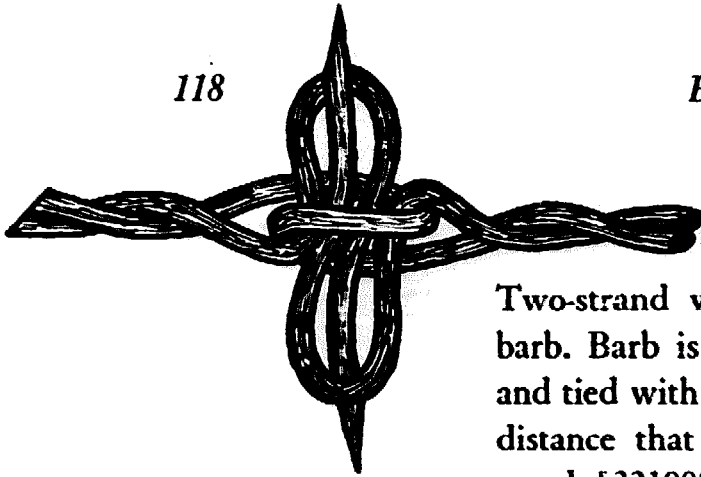
350 Weber's Paired Loops

Two-strand wire with two-point wire barb. Interlocking loops are formed in one strand to hold barb. Patented [286512] October 9, 1883, by Theodore A. Weber of New York, N.Y.



351 Kelly's Swinging Barb, Double Strand


Two-strand wire with two-point wire barb. Barb hangs from loop in one strand. Patented [322108] July 14, 1885, by Michael Kelly of New York, N.Y.



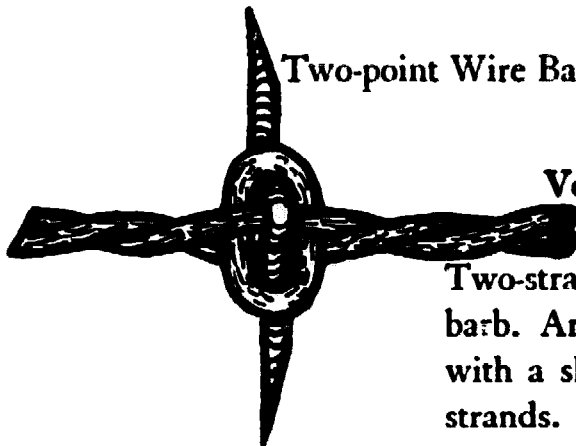
352

Potter's Controlled Points

Two-strand wire with two-point wire barb. Barb is formed from one strand and tied with the other. Loops limit the distance that barb points extend. Patented [331908] December 8, 1885, by James Potter of Chicago, Ill.

**Potter's Controlled Points, Loop Strand** 353

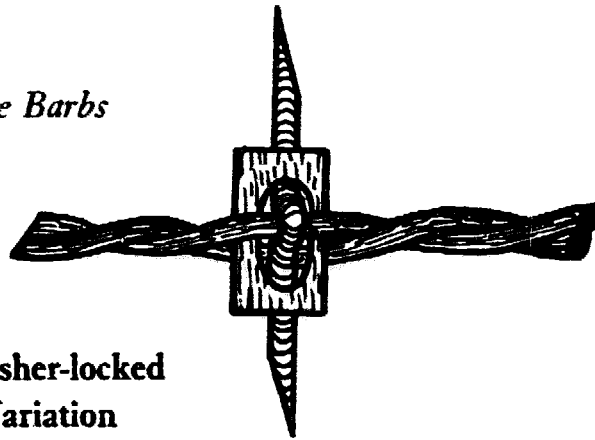
Two-strand wire with two-point wire barb. One strand of wire loops around and holds barb in place. Patented [336664] February 23, 1886, by James Potter of Chicago, Ill.

Two-point Wire Barbs: Washer Locked

354

**Vosburgh's Washer-locked Barb,
Double Strand**

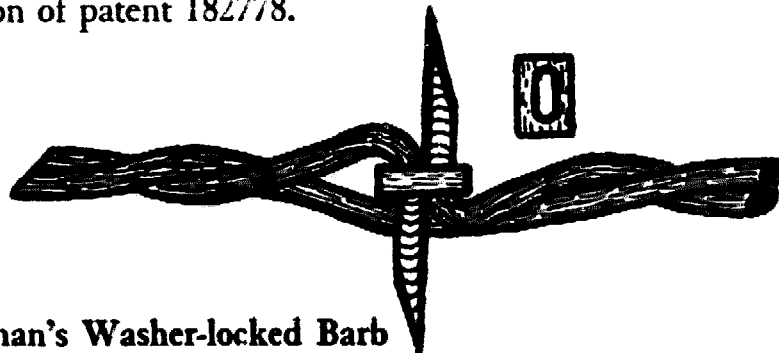
Two-strand wire with two-point wire barb. Arched barb is locked in place with a slotted metal plate between the strands. Patented [182778] October 3, 1876, by Cyrus A. Vosburgh of Chicago, Ill.



355

Vosburgh's Washer-locked Barb, Square Variation

Two-strand wire with two-point wire barb. Arched barb is locked in place with a slotted metal plate between the strands. Variation of patent 182778.




356

Whiteman's Washer-locked Barb


Two-strand wire with one strand composed of wire sections joined at ends to form two-point barbs. Barb points are washer locked. Patented [248374] October 18, 1881, by Israel R. Whiteman of Chicago, Ill.

Two-point Wire Barbs: Clip




357 **Caddo Clip**


Two-strand wire with two-point wire barb. Strands grip the barb and are locked in place by the barb points. Strands twist in opposite directions away from the barb. Inventor of barb is unknown.

**"H" Barb 358**


Two-strand wire with two-point wire barb. Loop in barb lies between the strands. Inventor of barb is unknown.

**Upham's Lazy "S" 359**

Two-strand wire with two-point, clip-on wire barb. Patented [205702] July 2, 1878, by Andrew J. Upham of Sterling, Ill.


**St. John's Fastener 360**

Two-strand wire with two-point wire barb. Patented [249418] November 8, 1881, by Spencer H. St. John of Cedar Rapids, Iowa.




361 Wiles' Saddle Barb

Two-strand wire with bent wire barb. Patented [257196] May 2, 1882, by Robert H. Wiles of Freeport, Ill.




362 Upham's Saddle Barb

Two-strand wire with two-point coiled wire barb. Patented [264495] September 19, 1882, by Andrew J. Upham of Sterling, Ill.



363 Evans' Fastener

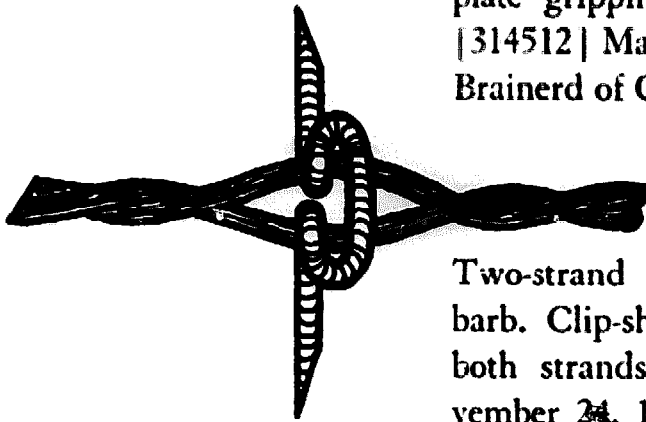
Two-strand wire with two-point interlocking wire barb. Patented [267067] November 7, 1882, by Lemuel E. Evans of East Orange, N.J.



364

**Brainerd's Retainer
Plate and Barb**

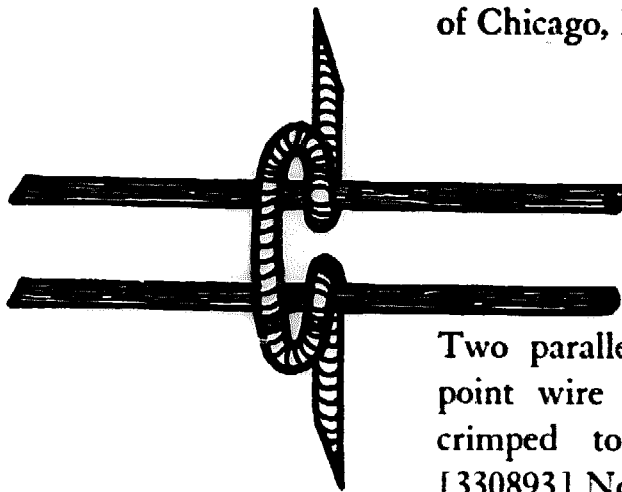
Two-strand wire with two-point wire barb. Barb is held in place by retaining plate gripping both strands. Patented [314512] March 24, 1885, by Frank W. Brainerd of Chicago, Ill.



365

Hill's Clip, Double Strand

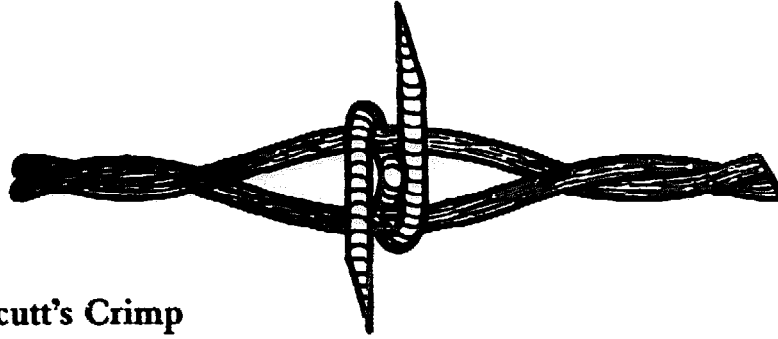
Two-strand wire with two-point wire barb. Clip-shaped barb is crimped to both strands. Patented [330893] November 24, 1885, by Christian C. Hill of Chicago, Ill.



366


Hill's Clip, Parallel Strand

Two parallel wire strands with two-point wire barb. Clip-shaped barb is crimped to both strands. Patented [330893] November 24, 1885, by Christian C. Hill of Chicago, Ill.



367 Scutt's Crimp


Two-strand wire with two-point wire barb. Bent body holds barb in place. Patented [332755] December 22, 1885, by Hiram B. Scutt of Joliet, Ill.



368 Kraft's Crimp, Double Strand


Two-strand wire with two-point wire barb. Barb and one strand are crimped to hold barb in place. Patented [341921] May 18, 1886, by Charles J. F. Kraft and Augustus C. H. Kraft of Joliet, Ill.

Two-point Wire Barbs: Spreader



369 Upham's Figure-eight Tie

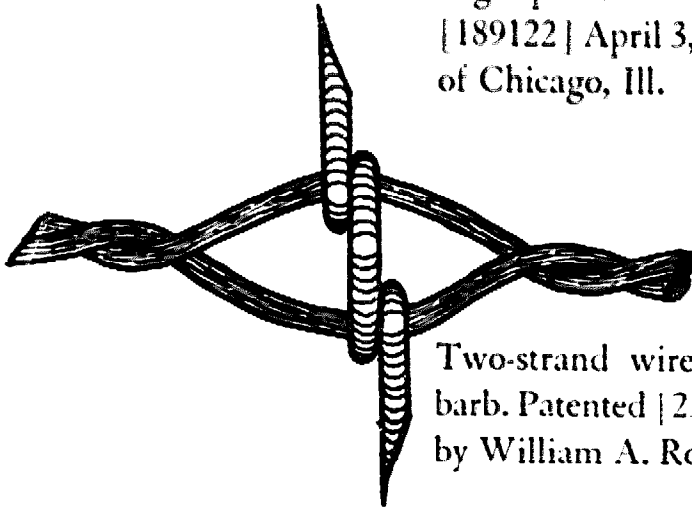
Two-strand wire with two-point wire barb. Barb points are perpendicular to spread strands. Strands are twisted so that each succeeding barb is turned 90 degrees. Patented [181608] August 29, 1876, by Andrew J. Upham of Sterling, Ill.




370

McNeill's Snake Tongue Parallel


Two parallel single-wire strands with auger-pointed wire barbs. Patented [189122] April 3, 1877, by John McNeill of Chicago, Ill.

**Root's Spread 371**

Two-strand wire with two-point wire barb. Patented [239553] March 29, 1881, by William A. Root of New York, N.Y.


**Root's Twist 372**

Two-strand wire with two-point wire barb. Patented [239553] March 29, 1881, by William A. Root of New York, N.Y.



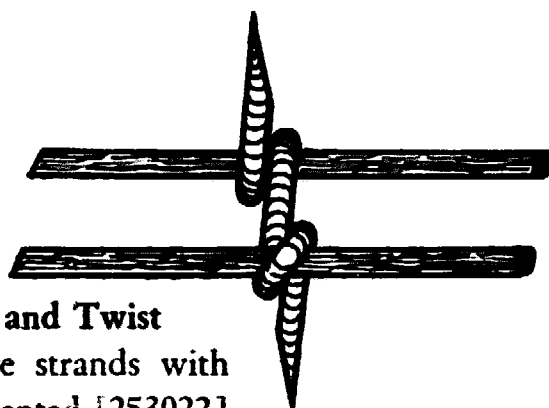
373
**Root's Spread, Reverse
Points Variation**

Two-strand wire with two-point wire barb. Barb points make one and a half turns around the wire strands. Variation of patent 239553.



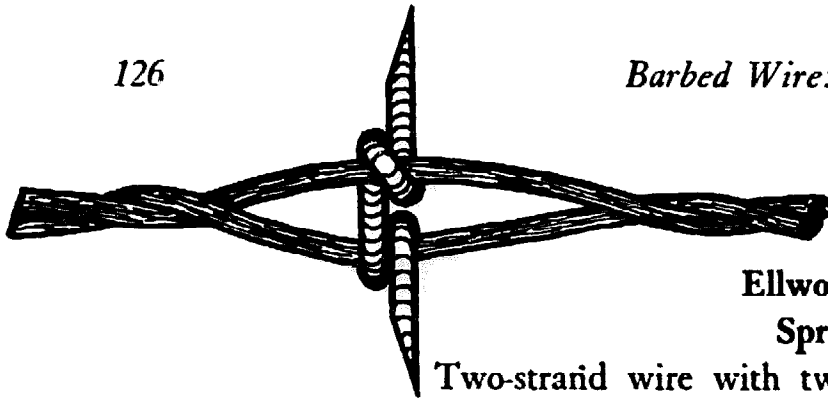
374 Ellwood's Parallel and Reverse

Two parallel single-wire strands with two-point wire barb. Patented [253022] January 31, 1882, by Abram Ellwood of Sycamore, Ill.



375 Ellwood's Parallel and Twist

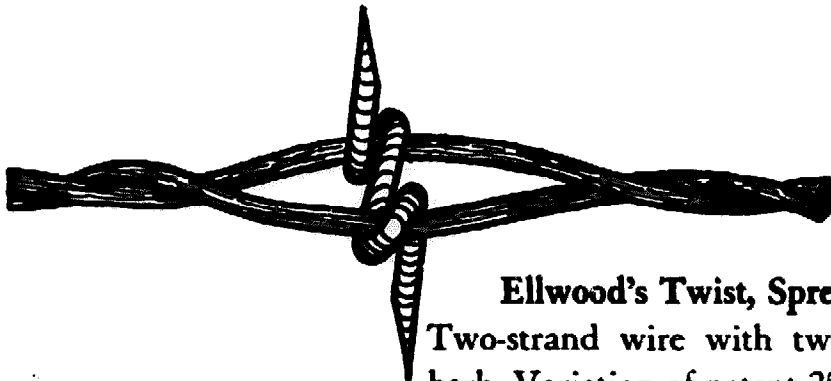
Two parallel single-wire strands with two-point wire barb. Patented [253022] January 31, 1882, by Abram Ellwood of Sycamore, Ill.



376

**Ellwood's Reverse,
Spread Variation**

Two-strand wire with two-point wire barb. Variation of patent 253022.



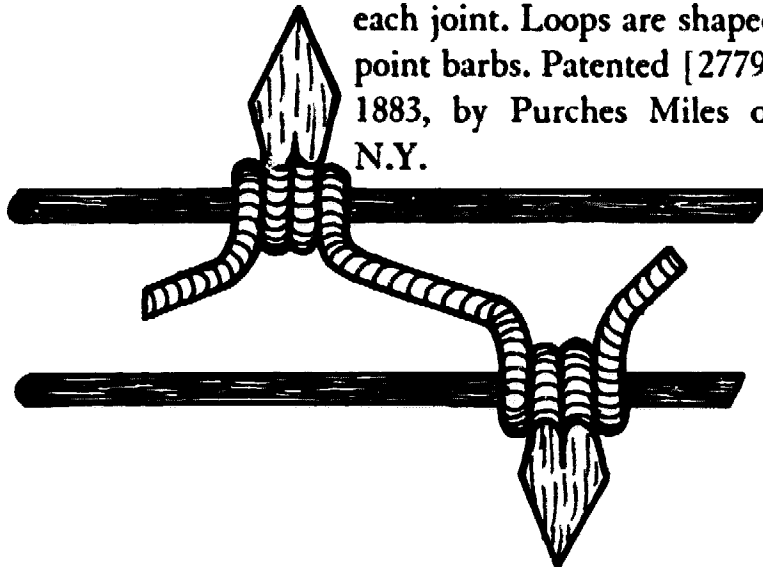
377


Ellwood's Twist, Spread Variation

Two-strand wire with two-point wire barb. Variation of patent 253022.

Miles' Parallel and Spear Points 378


Two parallel single-wire strands joined by crossing wire extending in loops at each joint. Loops are shaped into spear-point barbs. Patented [277917] May 22, 1883, by Purches Miles of Brooklyn, N.Y.





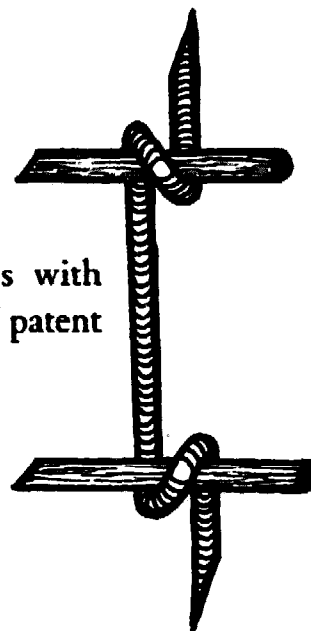
379 Decker's Spread

Two-strand wire with two-point wire barb. Patented [299916] June 3, 1884, by Alexander C. Decker of Bushnell, Ill.




380 Decker's Barb, Narrow Parallel-strand Variation

Two parallel single-wire strands with two-point wire barb. Variation of patent 299916.



381 Decker's Barb, Wide Parallel-strand Variation

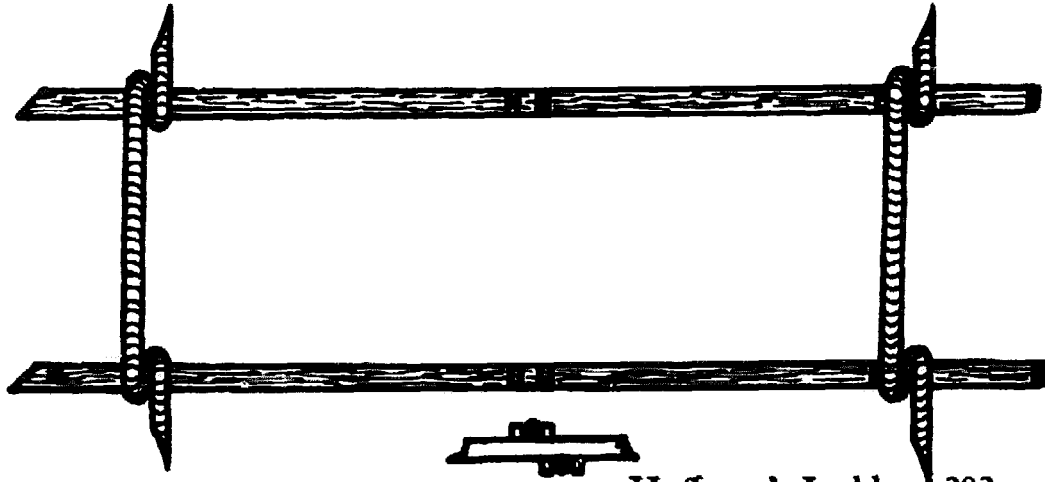
Two parallel single-wire strands with two-point wire barb. Variation of patent 299916.



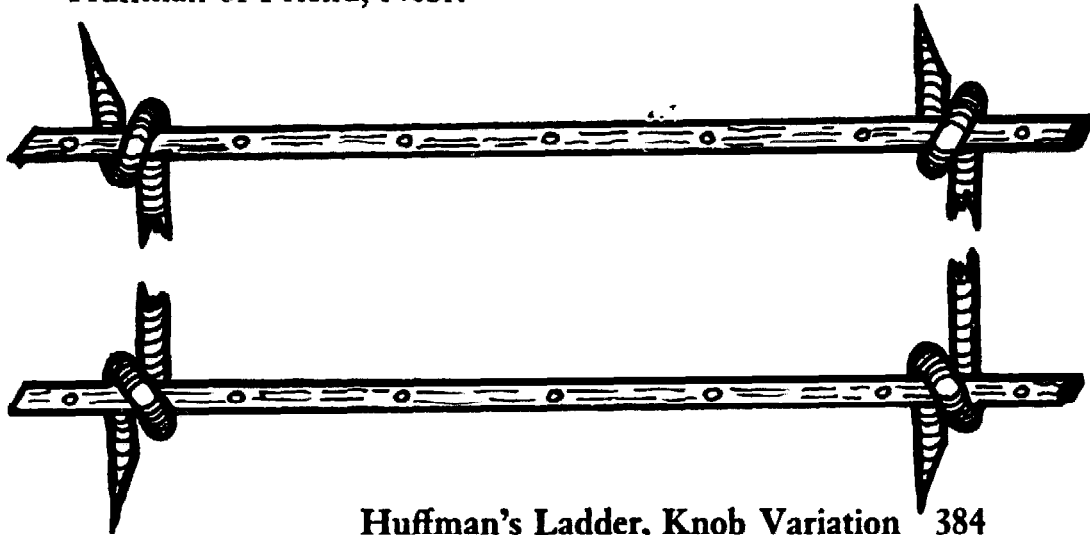
382

Nadelhoffer's Round-wire Gull Wing

Two-strand wire with two-point wire barb. Patented [307673] November 4, 1884, by John Nadelhoffer of Joliet, Ill.

**Huffman's Ladder 383**


Two flattened, parallel single-wire strands with two-point wire barbs. Offset lugs extending from flat surfaces hold barb in place. Patented [442525] December 9, 1890, by Orlando Huffman of Friend, Nebr.

**Huffman's Ladder, Knob Variation 384**

Two flattened, parallel single-wire strands with two-point

wire barbs. Knobs projecting from flat surfaces hold barb in place. Variation of patent 442525.

Two-point Wire Barbs: *Horizontal Strand Locking*



385 Nadelhoffer's "U" Barb

Two-strand wire with two-point wire barb. Points of barb are bent in opposite directions after passing through strands. Patented [201889] April 2, 1878, by John W. Nadelhoffer of De Kalb, Ill.



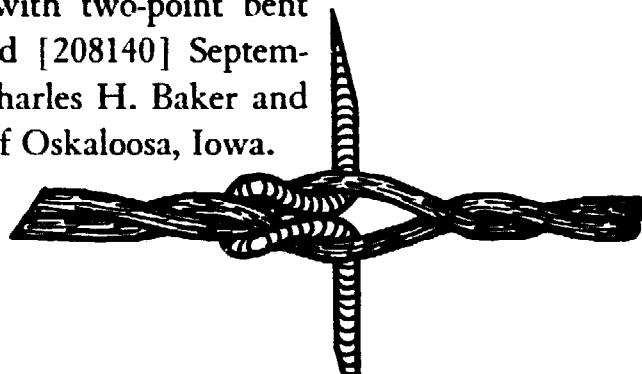
386


Nadelhoffer's "U" Barb, Spread-point Variation

Two-strand wire with two-point wire barb. Spreading points and tight twist hold barb in place. Variation of patent 201889.

387 Baker and Bestor's Staple Barb

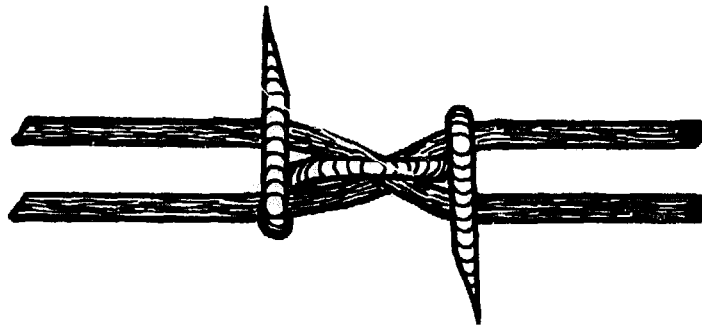
Two-strand wire with two-point bent wire barb. Patented [208140] September 17, 1878, by Charles H. Baker and Francis L. Bestor of Oskaloosa, Iowa.





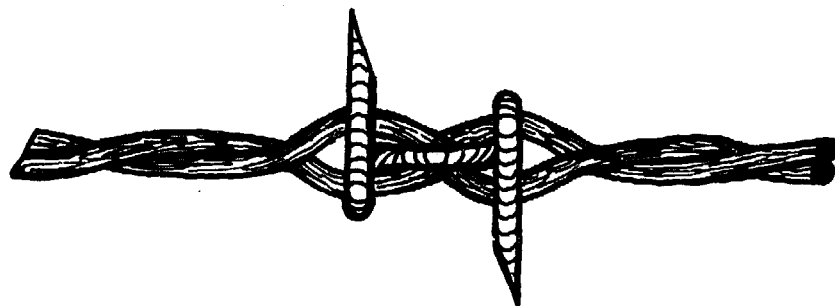
388

Baker and Bestor's Staple Barb, Spread Variation
 Two-strand wire with spread, two-point bent wire barb.
 Variation of patent 208140.



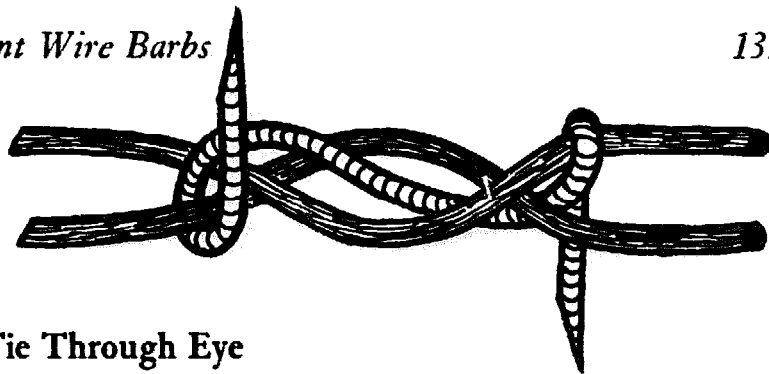
Nadelhoffer's Crossover 389

Two single-wire strands with two-point wire barbs. Strands are crossed and fastened with barbs at regular intervals. Patented [270098] January 2, 1883, by John W. Nadelhoffer of Naperville, Ill.



390

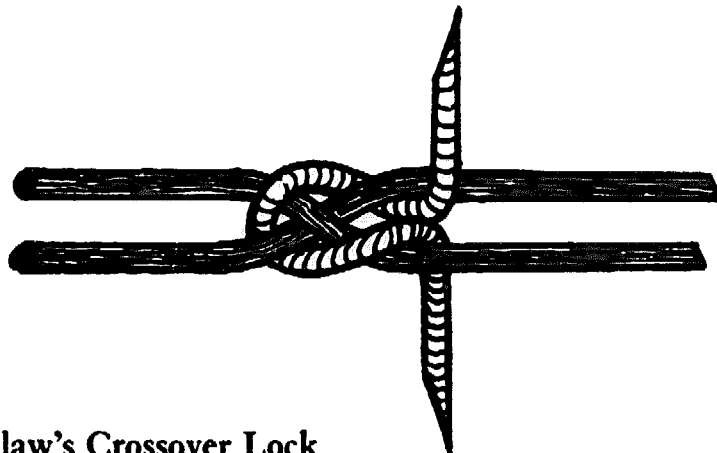
Nadelhoffer's Crossover, Twist-strand Variation
 Two-strand wire with two-point wire barbs. Strands cross under each barb. Variation of patent 270098.



391

Claw's Tie Through Eye


Two single strands of wire with interlocking, two-point wire barb. Patented [285014] September 18, 1883, by William M. Claw of Wheatland, Ill.



392 Claw's Crossover Lock

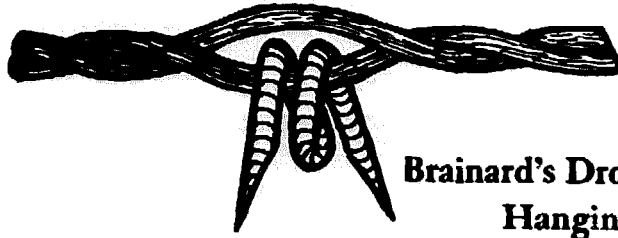
Two wire strands crossing at intervals and locked in place with two-point wire barbs. Patented [287803] November 6, 1883, by William M. Claw of Wheatland, Ill.

Two-point Wire Barbs: Dropped Loop



393 Brainard's Dropped Loop

Two-strand wire with two-point wire barb. Barb is looped to provide attachment for warning devices. Patented [268453] December 5, 1882, by Curtis B. Brainard of Joliet, Ill.



394

**Brainard's Dropped Loop,
Hanging Variation**


Two-strand wire with looped two-point wire barb. Variation of patent 268453.



Blake's Body Grip 395

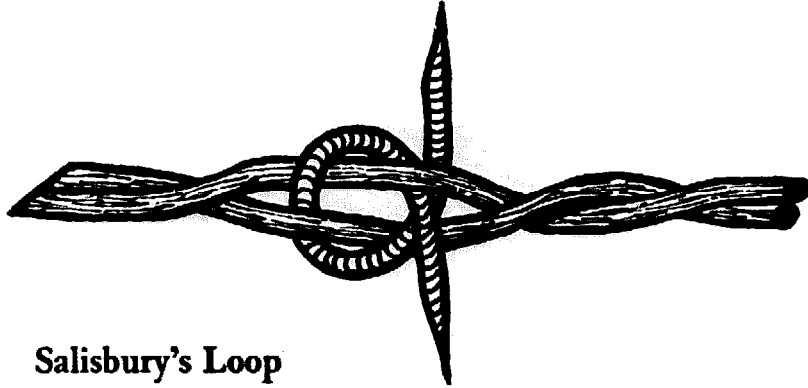
Two-strand wire with two-point wire barb. Flattened surfaces in body of barb are gripped by strands to hold barb in position. Patented [446607] February 17, 1891, by John W. Blake of Marshall, Minn.

Two-point Wire Barbs: Tie




Emerson's Loop and Double Wire 396

Two single-wire strands with two-point wire barb. Strands are kinked to hold barb in place. Patented [176523] April 25, 1876, by Richard Emerson of Sycamore, Ill.




397 Salisbury's Loop

Two-strand wire with two-point, interlocking wire barb. Patented [177752] May 23, 1876, by Charles H. Salisbury of De Kalb, Ill.



398 Wright's Loops

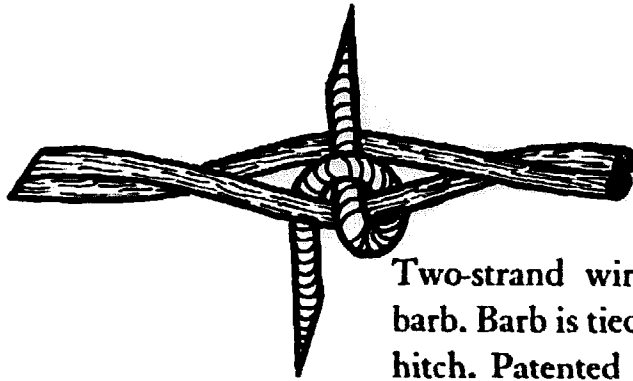
Two-strand wire with two-point wire barb. Patented [245256] August 2, 1881, by Ivy E. Wright of Charlottesville, Ind.



399

**Nadelhoffer's Crossover
Wire and Tie**


Two single-wire strands with two-point wire barb. Barb holds crossing strands in place. Patented [302422] July 22, 1884, by John W. Nadelhoffer of Joliet, Ill.

Two-point Wire Barbs: Crossover

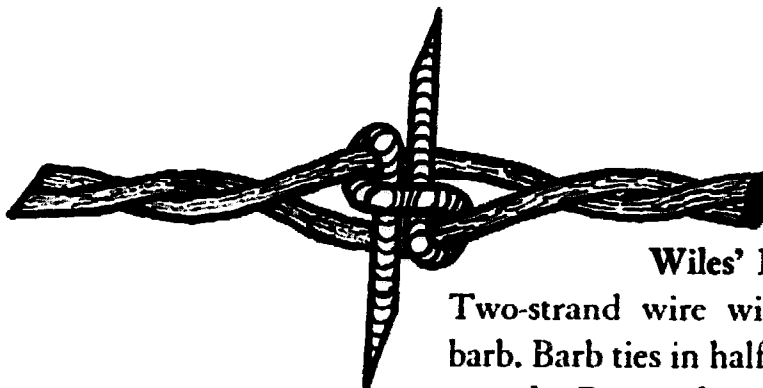
400

**Kittleson's Half Hitch,
Double Strand**

Two-strand wire with two-point wire barb. Barb is tied to one strand with half hitch. Patented [203349] May 7, 1878, by Ole O. Kittleson of Milan, Ill.

**Beers-Eaton's Crossover 401**

Two-strand wire with two-point wire barb. Barb is a product of machine patented [227948] May 25, 1880, by Edwin A. Beers of De Kalb, and Thomas W. Eaton of Chicago, Ill. Inventor of barb is unknown.


**Wiles' Half Hitches 402**

Two-strand wire with two-point wire barb. Barb ties in half hitch around each strand. Patented [260268] June 27, 1882, by Robert H. Wiles of Freeport, Ill.

403

Brainerd's Figure Eight

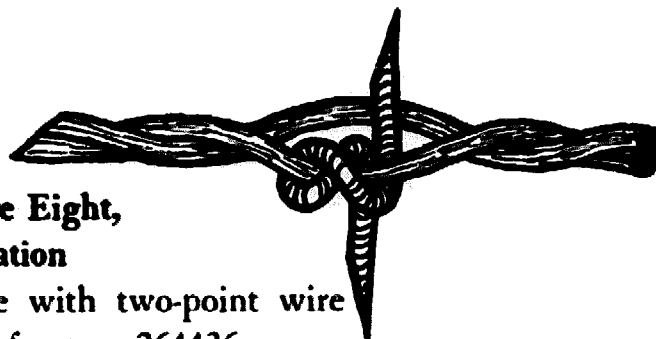
Two-strand wire with two-point wire barb. Patented [264436] September 19, 1882, by Frank W. Brainerd of Freeport, Ill.



404

**Brainerd's Figure Eight,
Strand Tie Variation**


Two-strand wire with two-point wire barb. Variation of patent 264436.

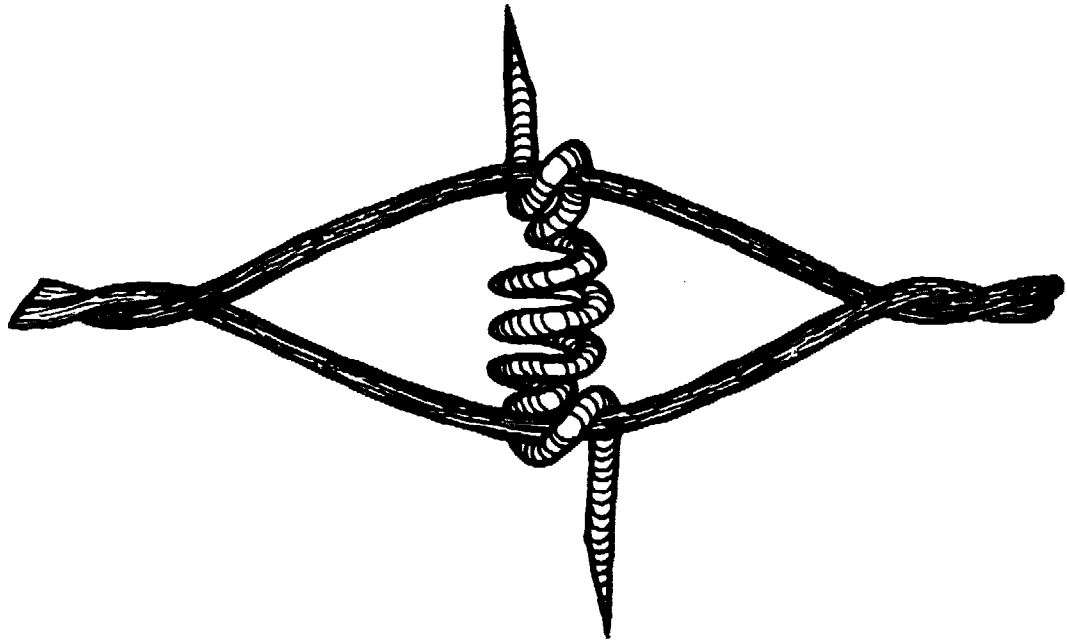


405

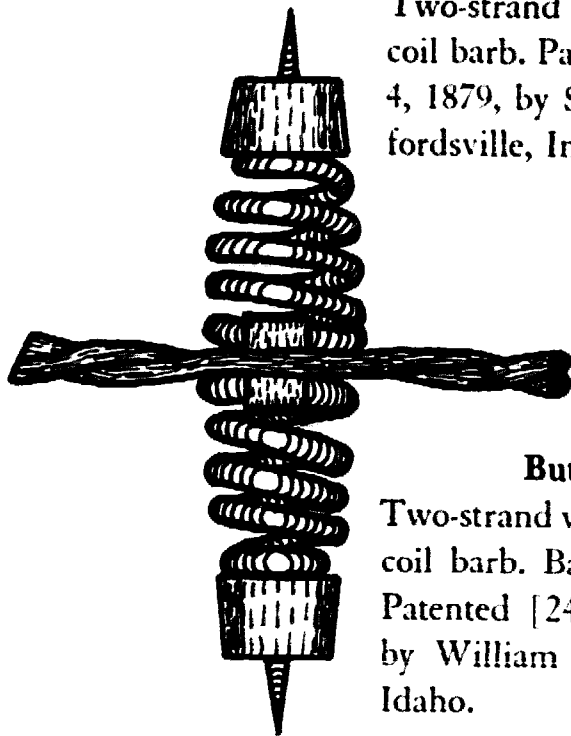
Pattison's Cross and Wrap

Two-strand wire with two-point wire barb. Body of barb and one strand are wrapped with one end of the barb. Patented [323724] August 4, 1885, by George H. Pattison of Freeport, Ill.



Two-point Wire Barbs: Shock Absorber**Gregg's Bow and Coil 406**

Two-strand wire with two-point wire coil barb. Patented [221300] November 4, 1879, by Samuel H. Gregg of Crawfordsville, Ind.

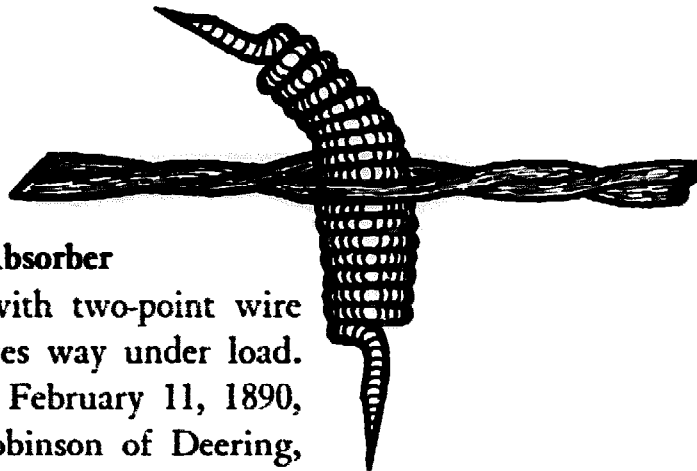
**Butler's Shock Absorber 407**

Two-strand wire with two-point, double-coil barb. Barb gives way under load. Patented [248999] November 1, 1881, by William W. Butler of Boise City, Idaho.

408

Robinson's Shock Absorber

Two-strand wire with two-point wire barb coil. Barb gives way under load. Patented [421055] February 11, 1890, by Edward W. Robinson of Deering, Maine.




Two-point Wire Barbs: Pin



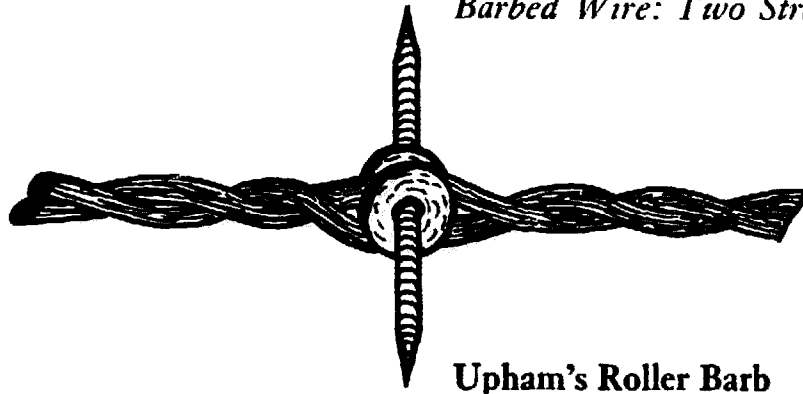
409 Handmade Slit Wire

Single-strand wire slit with chisel to receive two-point wire barb inserts.




410 May's Pigtail


Two-strand wire with two-point wire barb. Loops prevent barbs from dropping out. Patented [264728] September 19, 1882, by John M. May of Cedar Rapids, Iowa.

**Upham's Roller Barb 411**

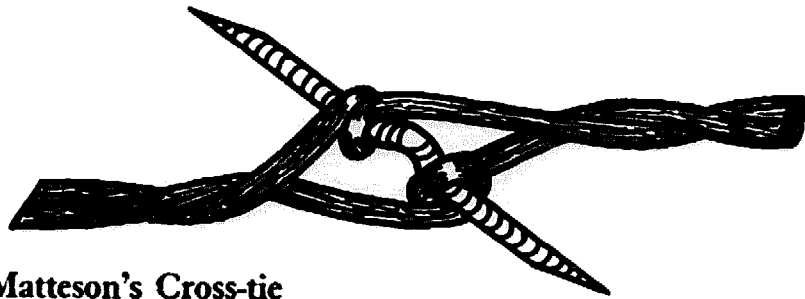
Two-strand wire with spool and two-point wire barb. Grooved spool with inserted wire barb is gripped between the strands. Patented [286507] October 9, 1883, by Andrew J. Upham of Sterling, Ill.

**Upham's Bowed Pin 412**

Two-strand wire with two-point wire barb. Half hitches in strands grip barb to prevent end movement. Patented [313391] March 3, 1885, by Andrew J. Upham of Sterling, Ill.

**Edenborn's Offset Barb 413**


Twisted web wire with two-point wire barb. Barb passes through the thin web. Patented [313929] March 17, 1885, by William Edenborn of St. Louis, Mo.



414 Matteson's Cross-tie


Two-strand wire with two-point wire barb. Bend in body of barb is gripped by loops in strands. Patented [330993] November 24, 1885, by Eugene R. Matteson of Joliet, Ill.

Two-point Wire Barbs: Strand Clutched




415 Middleton's Twist

Two-strand wire with two-point twisted wire barb. Barb is shown with a Wire Holder patented [198140] December 11, 1877, by William A. Middleton of Harrisburg, Pa.




416 Beerbower's Two Point

Two-strand wire with two-point wire barb. Barb is flattened across center to receive wire strands. Patented [327755] October 6, 1885, by George Marshall Beerbower of Cherry Vale, Kans.

**Blake's Knee Grip 417**

Two-strand wire with two-point wire barb. Flattened surfaces in bend of barb are gripped by strands to hold barb in position. Patented [446607] February 17, 1891, by John W. Blake of Marshall, Minn.


**Curtis' Offset 418**

Two twisted half-round wire strands with two-point sheet metal barb. Barb is gripped between the flat surfaces of the strands. Patented [514672] February 13, 1894, by John D. Curtis of Worcester, Mass.

**Curtis' Offset, Flattened Strand Variation 419**


Flattened two-strand wire with two-point, flat-wire barb. Tightly twisted strands hold the barb in place. Variation of patent 514672.

Two-point Wire Barbs: Integrated Strand



420 Haish's Hooks

Two-strand wire with one strand in sections. Sections join at ends to form two-point barbs. Patented [146671] January 20, 1874, by Jacob Haish of De Kalb, Ill.




421 Bronson's Link, Double Strand

Staggered wire sections are twisted and joined to form two-point barbs and continuous fencing. Patented [189994] April 24, 1877, by Adelbert E. Bronson of Chicago, Ill.




422 Washburn's Seated Barb, Double Strand


Two-strand wire with one strand composed of wire sections joined at ends to form two-point barb. Patented [249212] November 8, 1881, by Charles F. Washburn of Worcester, Mass.

Two-point Wire Barbs: *Block and Nail***Smith's Block and Nail, Two-point Variation 423**

Single-strand wire with two-point, block-and-nail barbs. Wire strand passes through hole in each block. Variation of patent 66182.

**Scutt's Visible Barbed Blocks 424**

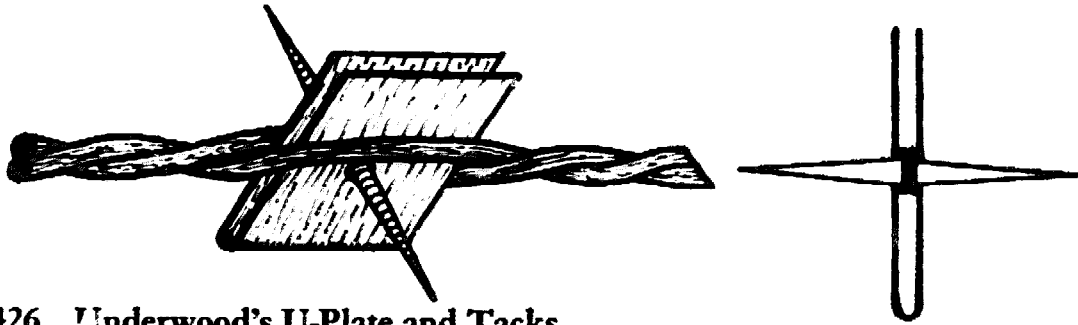
Two-strand wire with barbed wooden blocks. Lettered blocks appear at regular intervals in fencing. Patented [224482] February 10, 1880, by Hiram B. Scutt of Joliet, Ill.



425

Hulbert's Block and Spike

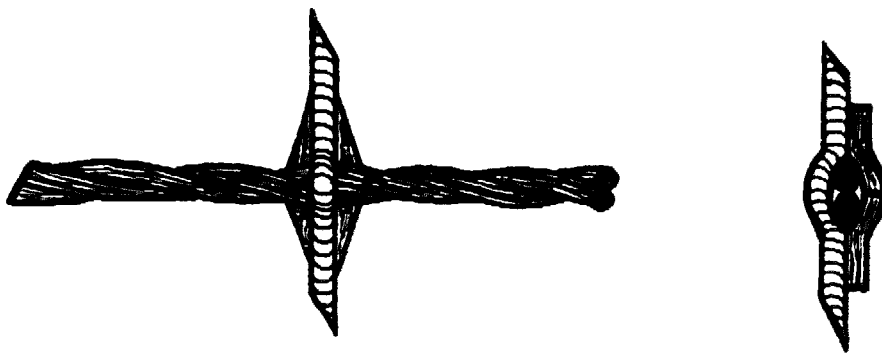
Two-strand wire with block and two-point wire barb insert. Strands above and below barb on each side of the block hold the device in place. Patented [296835] April 15, 1884, by Arthur G. Hulbert of St. Louis, Mo.



426 Underwood's U-Plate and Tacks


Two-strand wire with metallic block and double-tack barb. Strands above and below tacks on each side of the block hold the device in place. Patented [297203] April 22, 1884, by Henry M. Underwood of Kenosha, Wis.

Two-point Wire Barbs: Welded



427 Perry's Saddle Barb, Double Strand

Two-strand wire with wire-and-plate barb. Barb and plate are mounted on both strands and electrically welded. Patented [588774] August 24, 1897, by John C. Perry of Joliet, Ill.



428 Perry's Cross Stick, Double Strand

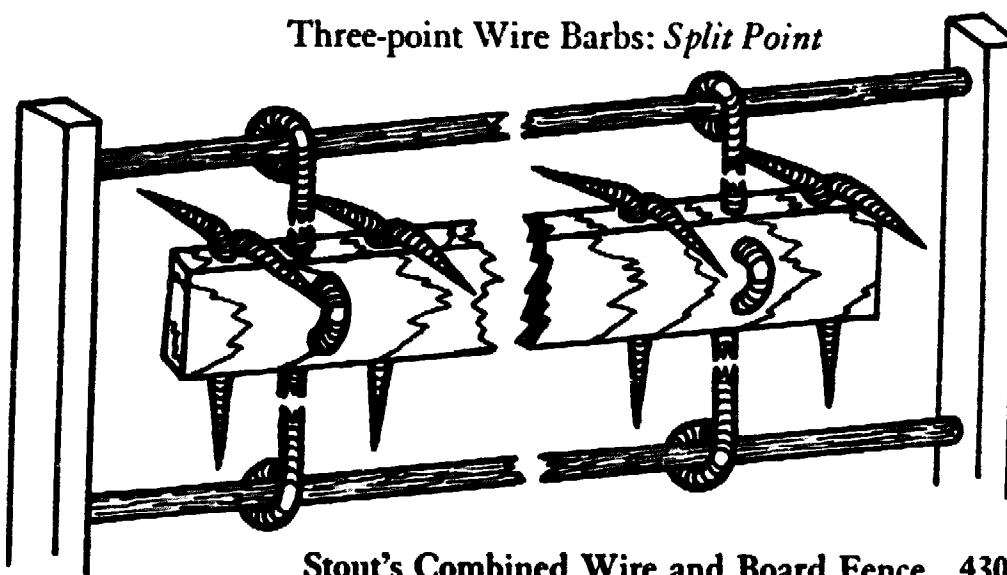
Two-strand wire with two-point wire barbs. Barbs are electrically welded to one strand. Patented [588774] August 24, 1897, by John C. Perry of Joliet, Ill.



Perry's Cross Stick, Odd Strands 429


Large and small strands with two-point wire barbs. Barbs are electrically welded to small strand. Patented [588774] August 24, 1897, by John C. Perry of Joliet, Ill.

Three-point Wire Barbs: Split Point



Stout's Combined Wire and Board Fence 430

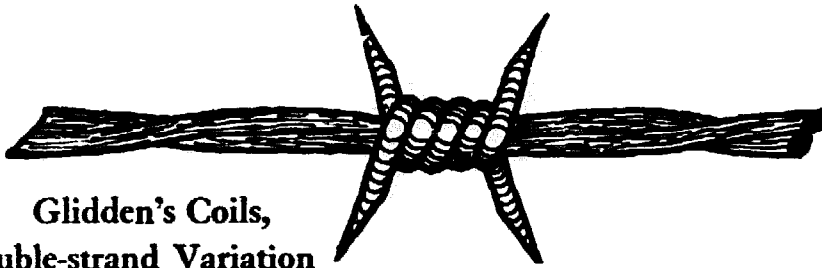
Single-wire strands at top and bottom of fence support a single board armed with wire spikes. Patented [163116] May 11, 1875, by Stephen Stout of Tremont, Ill.



Edenborn's Webbed Barb 431


Two-strand wire with one-piece, three-point wire barb. Barb ribs are joined at one end by web. Patented [299763] June 3, 1884, by William Edenborn of St. Louis, Mo.

Four-point Wire Barbs: Coil



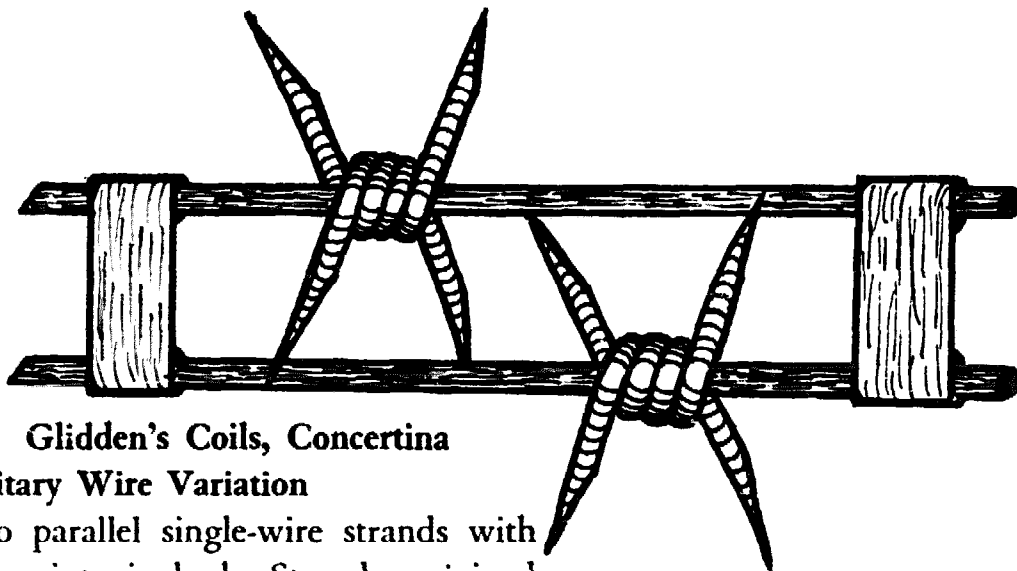
**432 Glidden's Coils,
Double-strand Variation**

Two-strand wire with four-point wire barb. Barb coils around both strands. Variation of reissue patent 6914.



**433 Glidden's Coils,
Four-wrap Variation**

Two-strand wire with four-point wire barb. Barb wraps around both strands. Variation of reissue patent 6914.

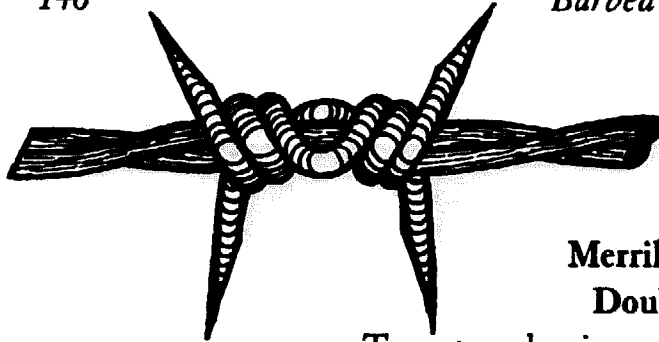


**434 Glidden's Coils, Concertina
Military Wire Variation**

Two parallel single-wire strands with four-point wire barbs. Strands are joined by metal straps. Variation of reissue patent 6914.

146


Barbed Wire: Two Strand



435

**Merrill's Four-point Coil,
Double-strand Variation**


Two-strand wire with four-point wire barb. Variation of patent 185688.



436

Wager's Coil and Bent Wire

Two-strand wire with loose-fitting, four-point coil and bent-wire barb. Bent wire and one strand passed through coil. Patented [214211] April 8, 1879, by William H. Wager of Genoa, Ill.



437

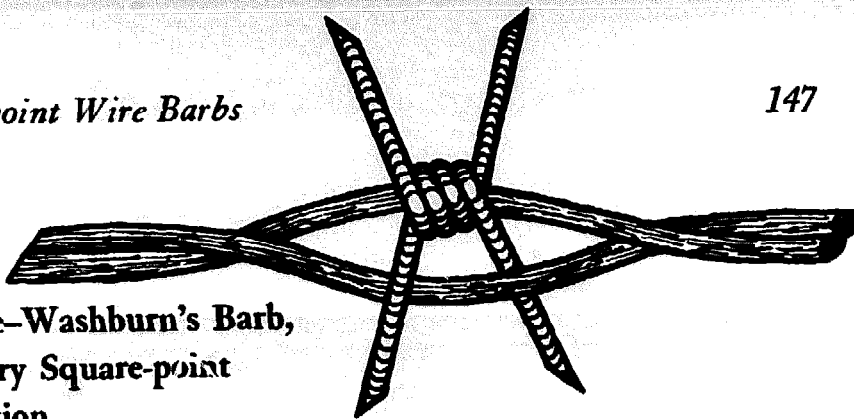
Dodge-Washburn's Barb

Two-strand wire with four-point wire barb. Barb is double wrapped around one strand. Patented [252746] January 24, 1882, by Thomas H. Dodge and Charles G. Washburn of Worcester, Mass.

438

**Dodge-Washburn's Barb,
Military Square-point
Variation**

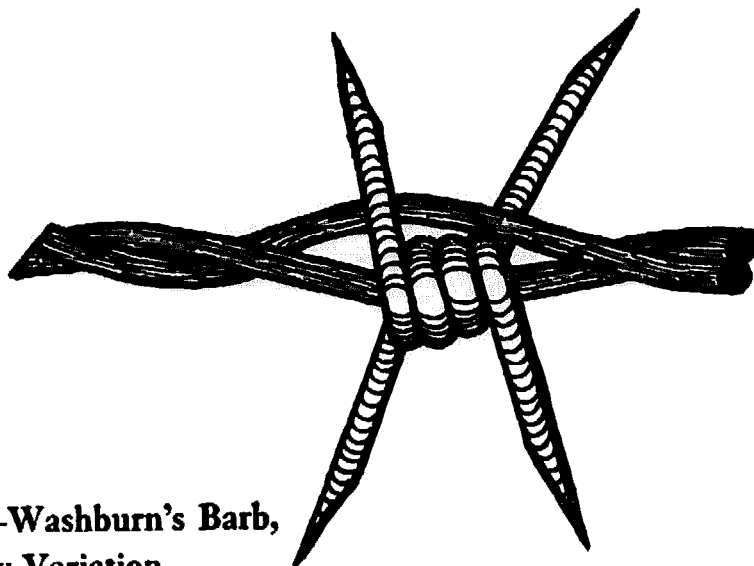
Two-strand military entanglement wire
with four-point wire barb. Variation of
patent 252746.



439

**Dodge-Washburn's Barb,
Military Variation**


Two-strand military entanglement wire
with four-point wire barb. Variation of
patent 252746.




440

**Dodge-Washburn's Barb,
Three-wrap Variation**

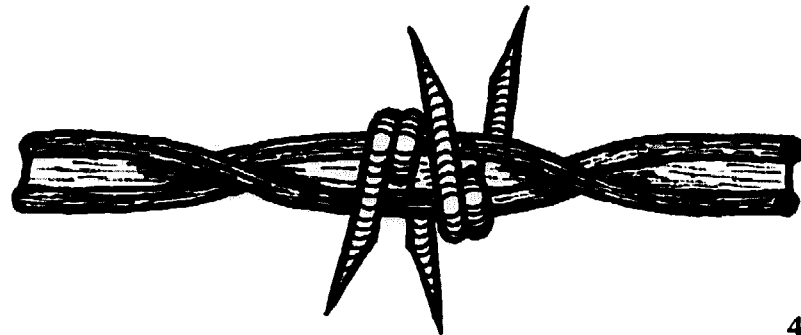
Two-strand wire with four-point wire
barb. Variation of patent 252746.






441

Dodge-Washburn's Barb, Three-wrap Half-round Variation
Two-strand wire with four-point, half-round wire barb. Variation of patent 252746.




442

Edenborn's Double-straddle Barb
Twisted web wire with four-point wire barb. Barb passes through the thin web. Patented [313929] March 17, 1885, by William Edenborn of St. Louis, Mo.




443

Edenborn's Double-straddle Barb, Double-strand Variation
Two-strand wire with four-point wire barb. Variation of patent 313929.




444 Rodden's Webbed Barb

Two-strand wire with half-round, four-point webbed wire barb. Patented [379729] March 20, 1888, by William H. Rodden of Toronto, Can.




445 Curtis' Point Lock

Two-strand wire with four-point, half-round wire barb. Crossing points hold barb parts in place. Patented [494325] March 28, 1893, by John D. Curtis of Worcester, Mass.



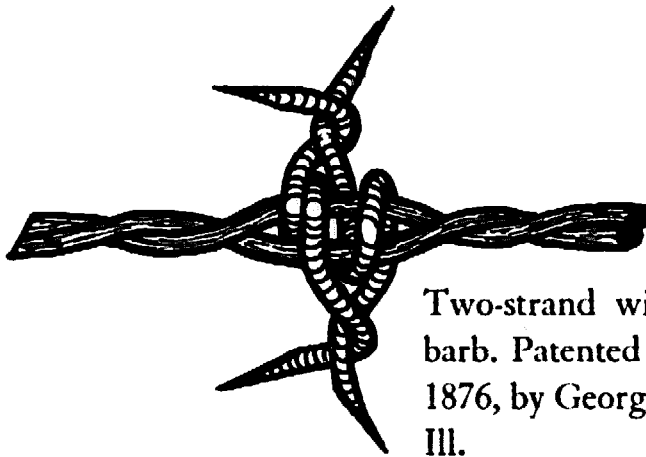
446 Curtis' Point Lock, Overlap Variation

Two-strand wire with thin, half-round, four-point barb. Wraps in barb overlap. Variation of patent 494325.


**Guillaume's Fencing Wire 447**

Two-strand, diamond-shaped fencing wire for commonly used wire barbs. Strands lay side by side in twist. Patented [496974] May 9, 1893, by Theodore Guillaume of Cologne, Ger.

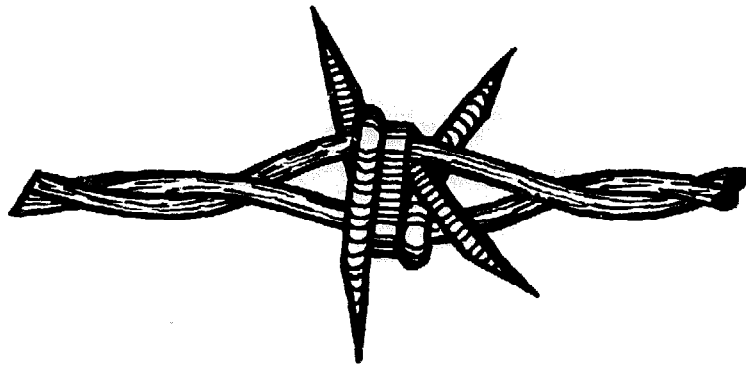
Four-point Wire Barbs: *Wrap*

**Billings' Complex 448**

Two-strand wire with four-point wire barb. Patented [184694] November 28, 1876, by George W. Billings of Chicago, Ill.

**Burnell's Barb 449**

Two-strand wire with four-point wire barb. Patented [192225] June 19, 1877, by Arthur S. Burnell of Marshalltown, Iowa.




450 Burnell's Barb, Flat-Round-barb Variation

Two-strand wire with four-point wire barb. One part of the two-piece barb is formed from flat wire. Variation of patent 192225.




**451 Burnell's Barb,
Flat Variation**

Two-strand wire with four-point, flat-wire barb. Variation of patent 192225.




**452 Burnell's Barb,
Parallel Variation**


Two parallel wire strands with four-point wire barb. Variation of patent 192225.

**Ross' Four Point 453**


Two-strand wire with four-point wire barb. Patented [216294] June 10, 1879, by Noble G. Ross of Chicago, Ill.

**Ross' Four Point, Parallel-strand Variation 454**

Two parallel single-wire strands with four-point wire barb. Variation of patent 216294.


**Ross' Four Point, Modern Copper Barb Variation 455**

Two-strand wire with four-point copper wire barb. Variation of patent 216294.




**456 Ross' Barb, Modern
Quarter-flat Variation**

Two-strand high tensile strength wire with quarter-round, four-point wire barb. Variation of patent 216294.




**457 Ross' Barb,
Flat-point Variation**

Two-strand wire with four-point wire barb. Barb consists of pieces of round and flat wire. Variation of patent 216294.



458 Scutt's Four-point Tie


Two-strand wire with four-point wire barb. Patented [232372] September 21, 1880, by Hiram B. Scutt of Joliet, Ill.



459

Shinn's Barb


Two-strand wire with four-point wire barb. Patented [238447]
March 1, 1881, by Milton C. Shinn of Burlington, Iowa.




460

Upham's Crossed Loops

Two-strand wire with four-point wire barb. Patented [244953]
July 26, 1881, by Andrew J. Upham of Sterling, Ill.

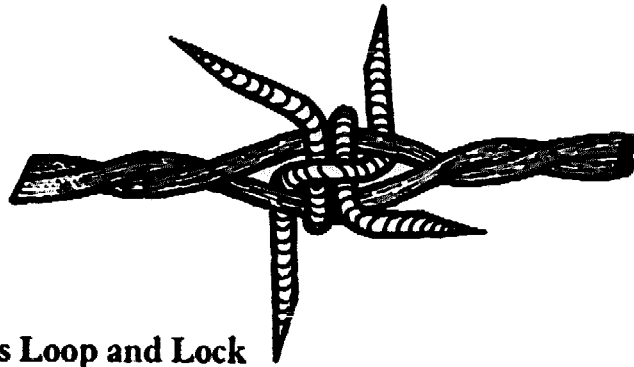
**Hill's Caged Barb 461**

Two-strand wire with four-point wire barb. Patented [250070]
November 29, 1881, by Peter P. Hill of Lee Station, Ill.




462 Decker's Wire and Plate

Two-strand wire with combination wire and sheet metal four-point barb. Patented [254539] March 7, 1882, by Alexander C. Decker of Bushnell, Ill.




463 Upham's Loop and Lock

Two-strand wire with four-point wire barb. One part of barb loops around both strands and is locked in place by the other. Patented [261185] July 18, 1882, by Andrew J. Upham of Sterling, Ill.




464 Briggs' Locked "S"

Two-strand wire with four-point wire barb. Barb parts interlock with each other and both strands. Patented [272407] February 20, 1883, by Orlando P. Briggs of Chicago, Ill.




Gunderson's Trapped Barb 465

Two-strand wire with four-point wire barb. Points hold barb in position between the strands. Patented [286130] October 2, 1883, by Albert Gunderson of Shabbona, Ill.




Edenborn's Double-straddle Barb, Wrap Variation 466

Two-strand wire with four-point wire barb. Variation of patent 313929.



Curtis' Cross Lock 467

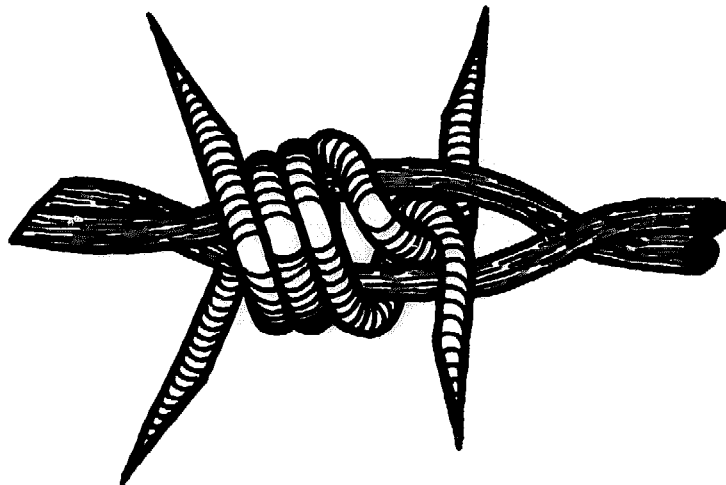
Two-strand wire with half-round, four-point wire barb. Two ends of the barb cross each other between the strands. Patented [494326] March 28, 1893, by John D. Curtis of Worcester, Mass.



468


Curtis' Loop Lock

Two-strand wire with half-round, four-point wire barb. Patented [494326] March 28, 1893, by John D. Curtis of Worcester, Mass.



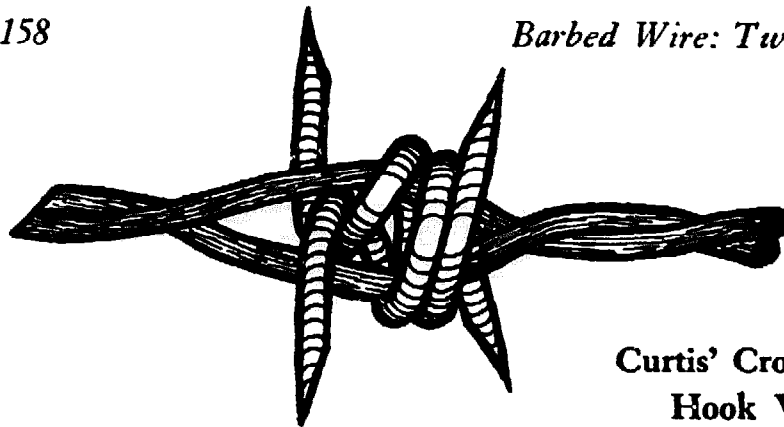
469 Curtis' Cross Lock, Jumbo Hook Variation

Two-strand wire with four-point wire barb. Variation of patent 494326.



470 Curtis' Cross Lock, Modern Plastic Coat Variation

Two-strand, plastic-coated wire with four-point aluminum alloy wire barb. Variation of patent 494326.

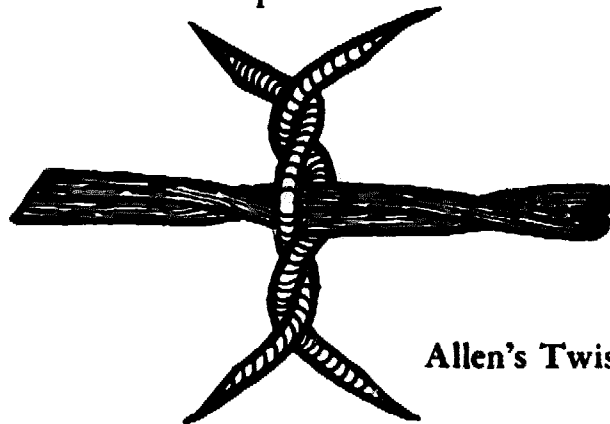


471

**Curtis' Cross Lock,
Hook Variation**

Two-strand wire with four-point wire barb. Variation of patent 494326.

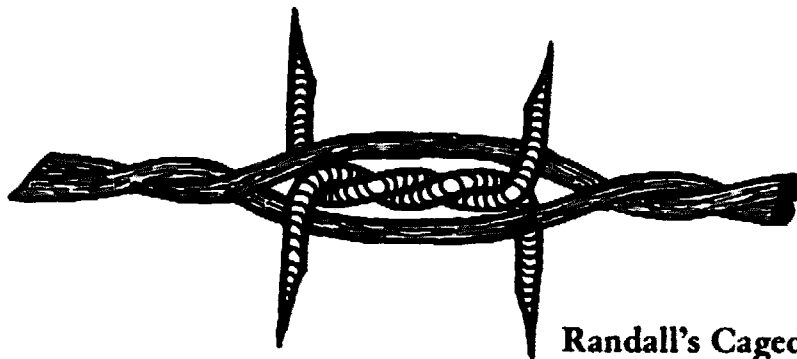
Four-point Wire Barbs: *Twist*



472


**Allen's Twist, Double-strand
Variation**

Two-strand wire with four-point barb. Pieces of wire on each side of the double strands are twisted together to form barb. Variation of patent 180185.




Randall's Caged Barb 473

Two-strand wire with four-point twisted wire barb. Twist in strands traps and holds barb in place. Patented [197172] November 13, 1877, by Frank C. Randall of Joliet, Ill.



474 McFarland's Caged Barb

Two-strand wire with four-point twisted wire barb. Twist in strands traps and holds barb in place. Patented [198135] December 11, 1877, by Lewis H. McFarland of Marshalltown, Iowa.

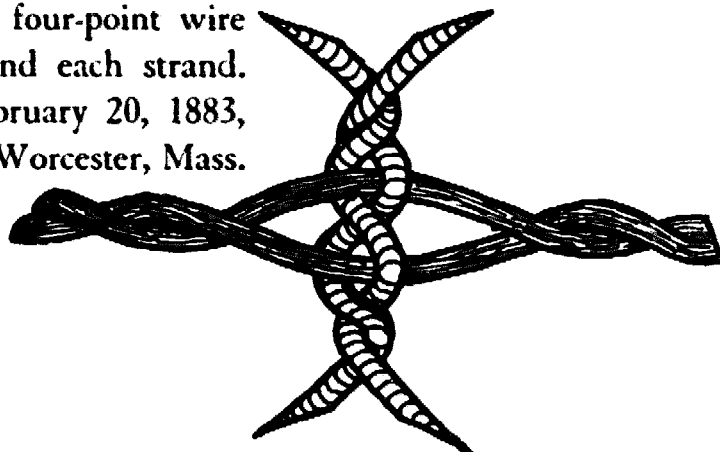


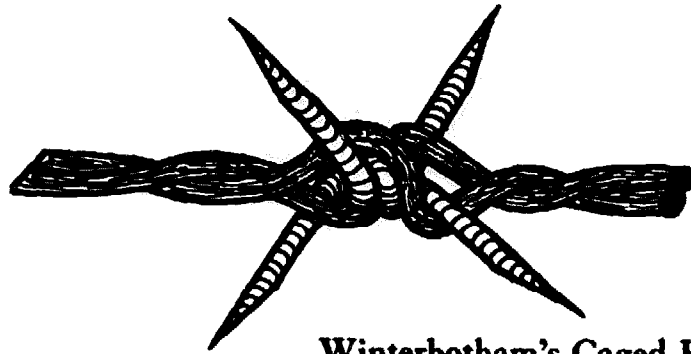
475 Washburn's Twist

Single-strand wire. Wire is folded, twisted around strand, and cut to form four-point barbs. Patented [200494] February 19, 1878, by Charles F. Washburn of Worcester, Mass.


476 Lenox's Twist

Two-strand wire with four-point wire barb. Barb locks around each strand. Patented [272563] February 20, 1883, by Edwin S. Lenox of Worcester, Mass.



Four-point Wire Barbs: Kink Locked**Winterbotham's Caged Barb 477**

Two-strand wire with four-point wire barb. Strands make right angle turns to trap barb. Patented [212080] February 4, 1879, by Joseph Winterbotham of Joliet, Ill.



478

Ford's Kink and Double Twist, Double Strand


Two-strand wire with four-point wire barb. Strands are kinked to receive twisted barb. Patented [311740] February 3, 1885, by Franklin D. Ford of Providence, R.I.

Four-point Wire Barbs: Loop Locked


479

Duncan's Triple Tie, Double Strand

Two-strand wire with one strand looped to receive interlocking four-point wire barb. Patented [218506] August 12, 1879, by John A. Duncan of Kansas City, Mo.

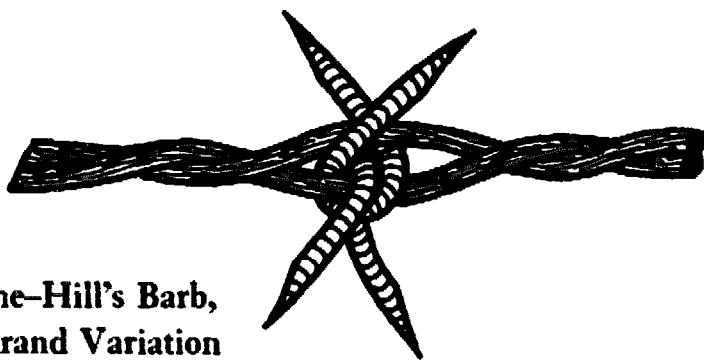


Four-point Wire Barbs: *Staple*




**480 Jayne-Hill's Barb,
Double-strand Wrap Variation**

Two-strand wire with four-point wire barb. Barb is mounted around both strands. Variation of patent 176120.




**481 Jayne-Hill's Barb,
Double-strand Variation**

Two-strand wire with two-point wire barb. Barb is mounted on one strand. Variation of patent 176120.




482 Scutt's Locked Rings


Two-strand wire with four-point wire barb. Patented [195239] September 18, 1877, by Hiram B. Scutt of Joliet, Ill.



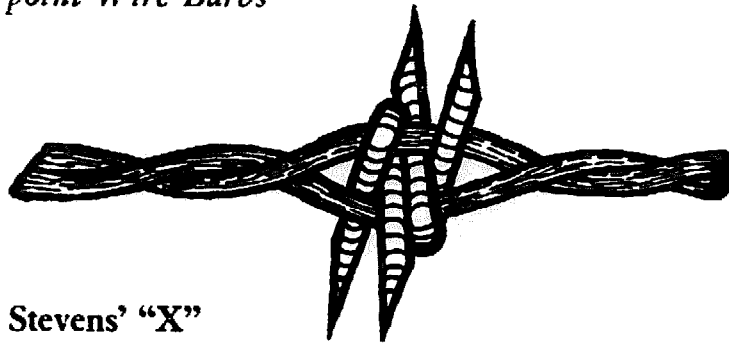
St. John's Locked Staples, Double Strand 483
Two-strand wire with four-point wire barb. Patented [199330]
January 15, 1878, by Spencer H. St. John of Cedar Rapids,
Iowa.



Wing's Two Staple, Double-strand Variation 484
Two-strand wire with four-point wire barb. Variation of
patent 200783.




Billings' Simple 485
Two-strand wire with four-point wire barb. Patented [205234]
June 25, 1878, by Frank Billings of Cleveland, Ohio.




486 Stevens' "X"

Two-strand wire with four-point wire barb. Each half of the barb loops around one strand and straddles the other. Patented [222747] December 16, 1879, by Sidney M. Stevens of De Kalb, Ill.



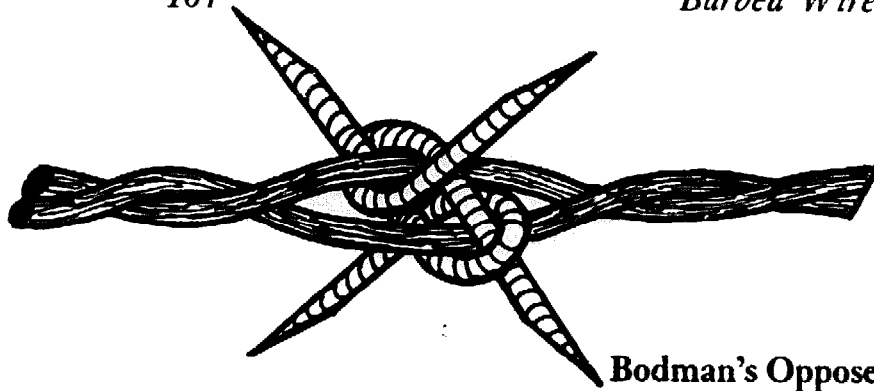
487 Upham's Loop and Lock, Single-bend Variation

Two-strand wire with four-point wire barb. Variation of patent 261185.




488 Bodman's Matched Loops

Two-strand wire with four-point wire barb. Patented [262200] August 8, 1882, by Charles G. Bodman of De Kalb, Ill.

**Bodman's Opposed Loops 489**

Two-strand wire with four-point wire barb. Patented [262200] August 8, 1882, by Charles G. Bodman of De Kalb, Ill.

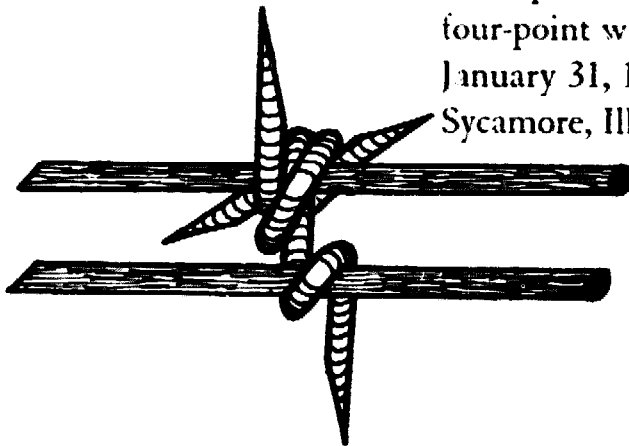
**Randel's Interlocking Staples 490**

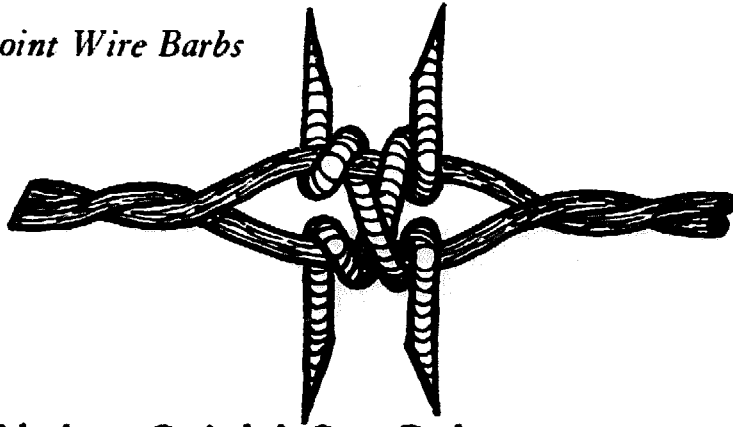
Two-strand wire with four-point interlocking wire barb. Patented [267253] November 7, 1882, by Charles D. Randel of New York, N.Y.

Four-point Wire Barbs: Spreader

Ellwood's Parallel and Tied Twist 491


Two parallel single-wire strands with four-point wire barb. Patented [253022] January 31, 1882, by Abram Ellwood of Sycamore, Ill.





492 Edenborn-Greische's Cross Barbs

Two-strand wire with four-point wire barb. Crossing barb parts are wrapped around each of the two strands. Patented [271693] February 6, 1883, by William Edenborn and Gustav Greische of St. Louis, Mo.




493


Miles' Parallel and Claw Points

Two parallel single-wire strands joined by crossing wire sections with flat, claw-like barb points. Patented [277917] May 22, 1883, by Purches Miles of Brooklyn, N.Y.


494 Root's Locked Arms

Two-strand wire with two-point interlocking wire barb. Patented [281300] July 17, 1883, by William A. Root of New York, N.Y.




Four-point Wire Barbs: Split Wire**Lord's Split Wire 495**

Two-strand wire with four-point wire barb. Barbs are made of wire sections split at right angles. Patented [293584] February 12, 1884, by Tyler C. Lord of Joliet, Ill.


**Curtis' Split Half Round 496**

Two-strand wire with four-point, half-round wire barb. Patented [484890] October 25, 1892, by John D. Curtis of Worcester, Mass.

Four-point Wire Barbs: Plate Locked**Mouck's Three-to-one Barb, Parallel Strand 497**

Two parallel single-wire strands with four-point wire barb. Barb is held in place with clip-on sheet metal plate. Patented [507088] October 17, 1893, by Solomon F. Mouck of Denver, Colo.

Multi-point Wire Barbs: *Wire Rowel*




498 Hodge's Wire Rowel

Twisted wire strands spread at regular intervals to receive six-point wire barbs. Barb rotates on a wire serving both as shaft and spreader. Patented [392433] November 6, 1888, by Chester A. Hodge of Chicago, Ill.

One-point Sheet Metal Barbs: *Leaf*

499 Delffs' Leaf

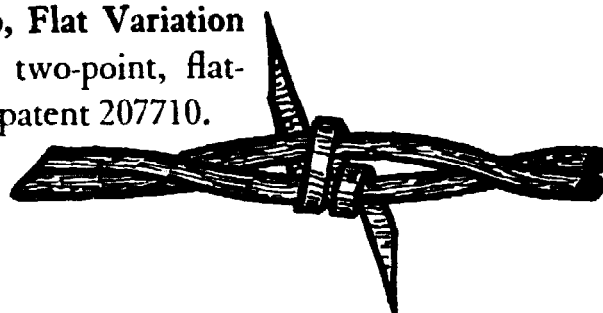
Two-strand wire with leaf-shaped sheet metal barb. Barbs make fencing visible. Patented [490187] January 17, 1893, by Arnold Delffs of Bedford, Tenn.




Two-point Sheet Metal Barbs: *Wrap*

500 Brotherton's Barb, Flat Variation


Two-strand wire with two-point, flat-wire barb. Variation of patent 207710.





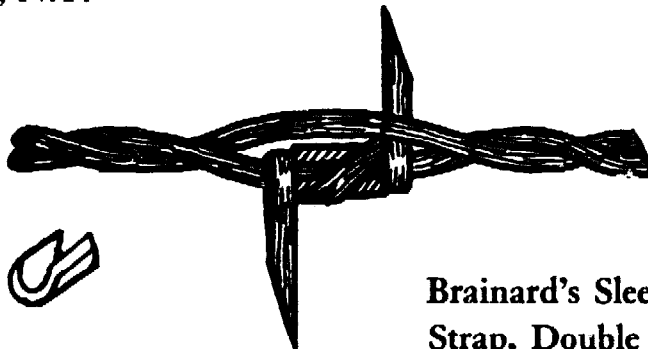
Brink's Notched Plate, Double Strand 501

Two-strand wire with two-point sheet metal barb. Patented [258014] May 16, 1882, by Jacob and Warren M. Brinkerhoff of Auburn, N.Y.



Brink's Butt Plate, Double Strand 502

Two-strand wire with two-point sheet metal barb. Patented [258014] May 16, 1882, by Jacob and Warren H. Brinkerhoff of Auburn, N.Y.



503

Brainard's Sleeve and Strap, Double Strand

Two-strand wire with sheet metal sleeve and two-point barb. Sleeve is crimped to one strand to hold barb in place. Patented [298440] May 13, 1884, by Curtis B. Brainard of Joliet, Ill.



504 Nadelhoffer's Flat-wire Gull Wing


Two-strand wire with flat-wire, two-point barb. Patented [307673] November 4, 1884, by John W. Nadelhoffer of Joliet, Ill.

Two-point Sheet Metal Barbs: Perforated



505 Kelly's Thorny Fence, Double Strand

Two-strand wire with curved two-point, diamond-shaped sheet metal barb. Patented [74379] February 11, 1868, by Michael Kelly of New York, N.Y.



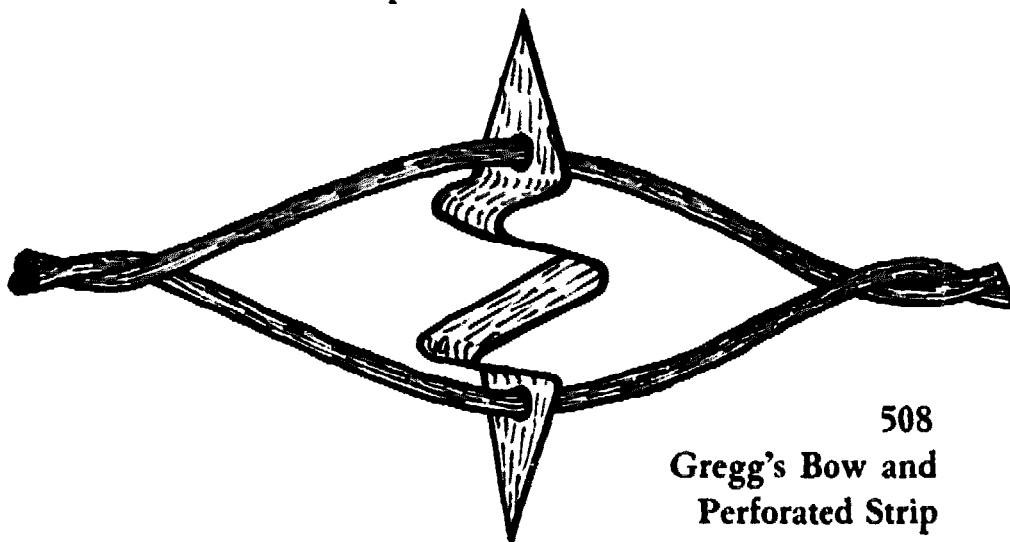
506 Kelly's Thorny Fence, Common Variation

Two-strand wire with two-point, diamond-shaped sheet metal barb. Variation of patent 74379.



Kelly's Thorny Fence, Mixed-barb Variation 507

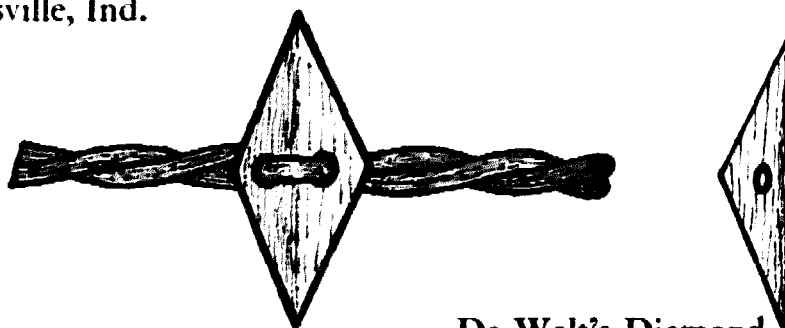
Two-strand wire with two-point, alternating sheet metal and wire barbs. Variation of patent 74379.



508

Gregg's Bow and Perforated Strip


Two-strand wire with two-point sheet metal barb. Patented [221300] November 4, 1879, by Samuel H. Gregg of Crawfordsville, Ind.



De Walt's Diamond 509

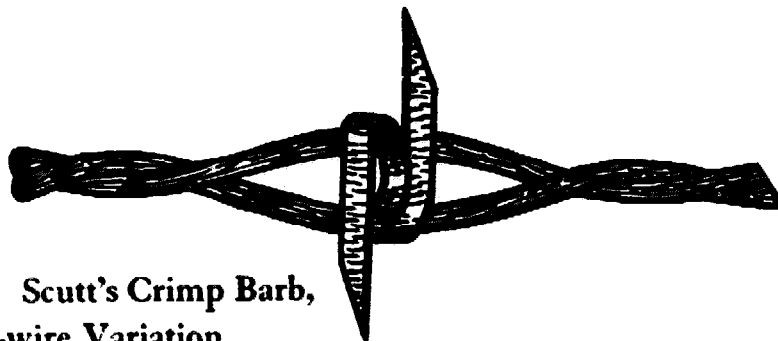
Two-strand wire with two-point sheet metal barb. Barb is perforated and slightly folded to receive one strand. Patented [312440] February 17, 1885, by George De Walt of Kenton, Ohio.

Two-point Sheet Metal Barbs: Clip



510 Upham's Diamond with Anchor Lugs

Two-strand wire with two-point sheet metal barb. Lugs grip the strands to hold barb in place. Patented [301186] July 1, 1884, by Andrew J. Upham of Sterling, Ill.



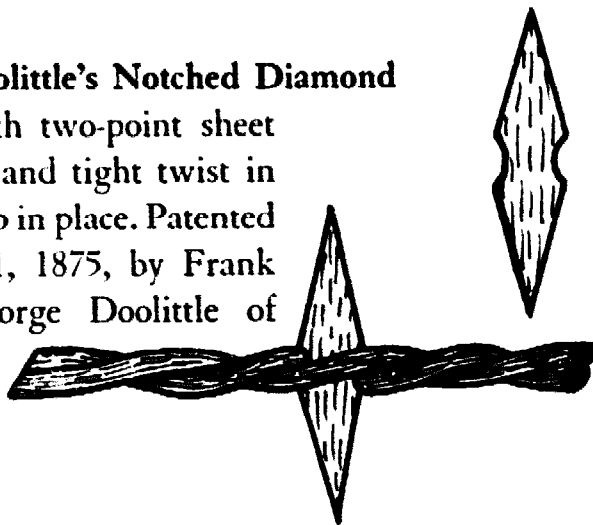
511 Scutt's Crimp Barb, Flat-wire Variation

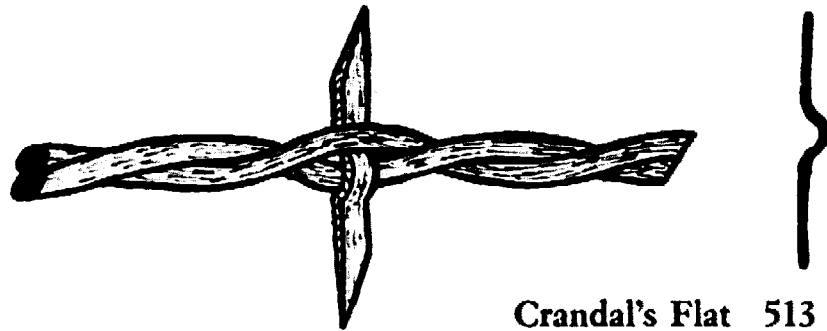
Two-strand wire with two-point, flat-wire barb. Bent body holds barb in place. Variation of patent 332755.

Two-point Sheet Metal Barbs: Strand Clutched


512 Armstrong-Doolittle's Notched Diamond

Two-strand wire with two-point sheet metal barb. Notches and tight twist in wire strands hold barb in place. Patented [168550] October 11, 1875, by Frank Armstrong and George Doolittle of Bridgeport, Conn.




**Crandal's Flat 513**

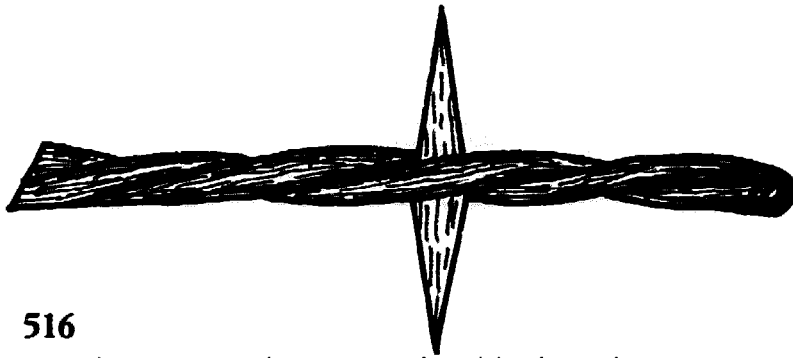
Two-strand wire with two-point sheet metal barb. Patented [247540] September 27, 1881, by Edward M. Crandal of Chicago, Ill.

**Crandal's Flat Offset 514**

Two-strand wire with two-point sheet metal barb. Patented [247540] September 27, 1881, by Edward M. Crandal of Chicago, Ill.

**Haish's Grooved Wire and Barb 515**


Two-strand grooved wire with grooved, two-point sheet metal barb. Grooves in wire hold barb in place. Patented [261704] July 25, 1882, by Jacob Haish of De Kalb, Ill.



516

Haish's Grooved Wire and Ribbed Barb



Two-strand grooved wire with two-point, ribbed sheet metal barb. Barb is held in place by groove and rib. Patented [261704] July 25, 1882, by Jacob Haish of De Kalb, Ill.



517

Upham's Screw Barb

Two-strand wire with two-point sheet metal barb. Barb is cut from pretwisted stock. Patented [294827] March 11, 1884, by Andrew J. Upham of Sterling, Ill.



518

Griswold's Ribbed Barb



Two-strand wire with ribbed sheet metal barb. Barb is cross slit with short fins bent at right angles to long fins. Rib dent and short fins hold barb in place. Patented [377252] January 31, 1888, by J. Wool Griswold of Troy, N.Y.

**Griswold's Center-core Barb 519**

Two-strand wire with center-core sheet metal barb. Barb is cross-slitted with short fins bent at right angles to long fins. Dents in core and short fins hold barb in place. Patented [377252] January 31, 1888, by J. Wool Griswold of Troy, N.Y.

Griswold's Fastener 520



Two-strand wire with two-point sheet metal barb. Folded barb strip with points spread is anchored between the wire strands. Patented [380388] April 3, 1888, by J. Wool Griswold of Troy, N.Y.

**Two-point Sheet Metal Barbs: *Square Plate***

521

Barr's Two-point Barb Plate


Two-strand wire with two-point sheet metal barb plate. Notches cut in edges hold plate in position. Patented [289207] November 27, 1883, by Charles H. Barr of Pittsburgh, Pa.



522 Sergeant's Barb Plate

Two-strand wire with two-point sheet metal barb plate. Barb points bend in opposite directions to hold plate in place. Patented [299169] May 27, 1884, by Raphael Sergeant of Pittsburgh, Pa.

Two-point Sheet Metal Barbs: Fence Strap




523 Shuman's Blunt-point Barb Plate

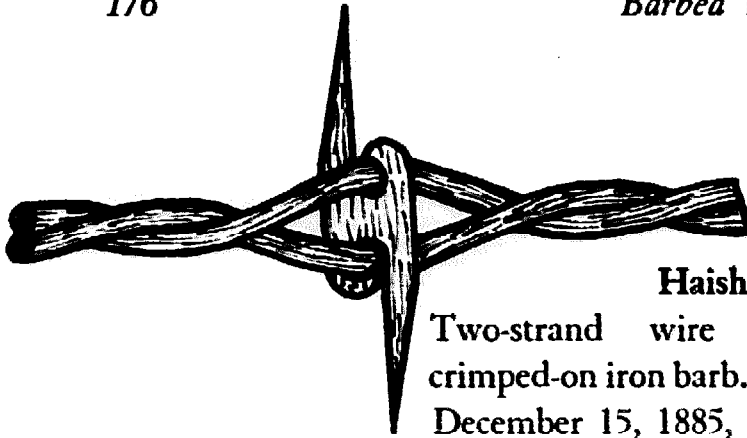
Square-cut, two-point sheet metal barb plate. Barb plate fastens to smooth wire fencing. Patented [215404] May 13, 1879, by Thomas Shuman of Corning, Iowa.

Two-point Malleable and Cast Iron Barbs: Clip

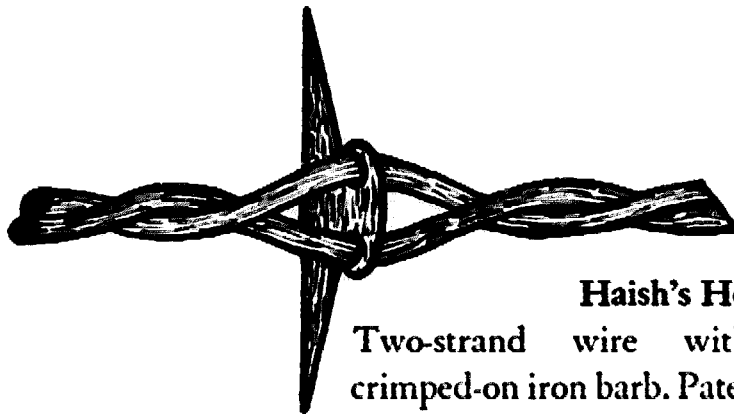
**524 Stover's Barb,
Corsicana Clip Variation**

Two-strand wire with two-point cast barb. Variation of patent 164947.

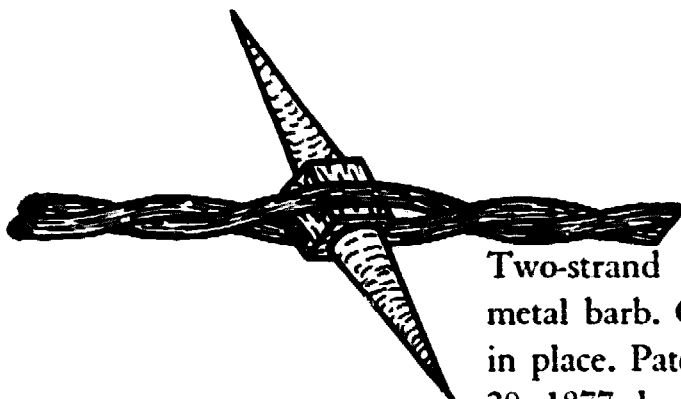


**Haish's Anvil Barb 525**


Two-strand wire with two-point, crimped-on iron barb. Patented [332252] December 15, 1885, by Jacob Haish of De Kalb, Ill.

**Haish's Horn Barb 526**

Two-strand wire with two-point, crimped-on iron barb. Patented [332252] December 15, 1885, by Jacob Haish of De Kalb, Ill.


Two-point Malleable and Cast Iron Barbs: *Pin***Kelly's Grooved Pin 527**

Two-strand wire with two-point cast metal barb. Grooved shank holds barb in place. Patented [197378] November 20, 1877, by Charles E. Kelly of Worcester, Mass.



528 May's Bar Bell

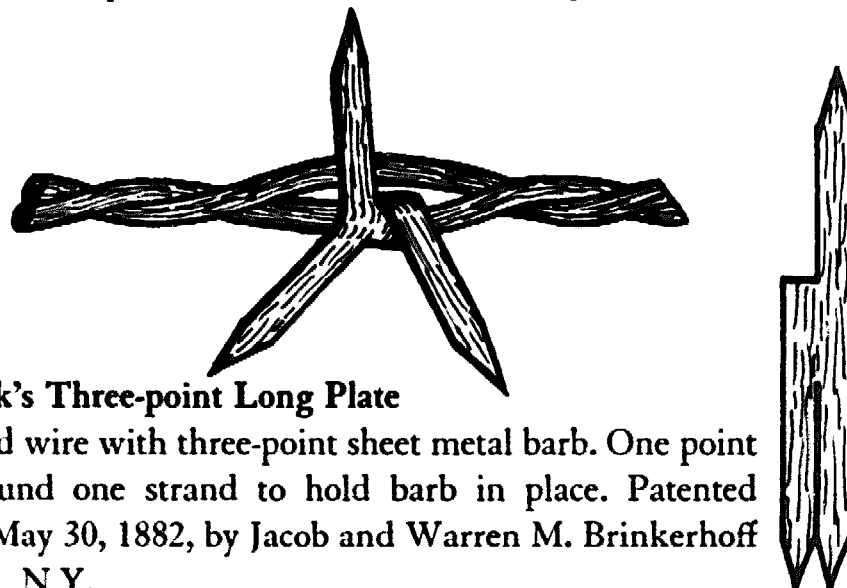
Two-strand wire with two-point cast iron barb. Ring barriers prevent barb dropping out. Patented [264728] September 19, 1882, by John M. May of Cedar Rapids, Iowa.



529 Dodge's Knobby Barb


Two-strand wire with two-point metal barb. Knobs are pressed in surface of barb to receive wire strands and to keep barb from turning. Patented [289076] November 27, 1883, by Thomas H. Dodge of Worcester, Mass.

Three-point Sheet Metal Barbs: Wrap




530 Brink's Three-point Long Plate

Two-strand wire with three-point sheet metal barb. One point wraps around one strand to hold barb in place. Patented [258706] May 30, 1882, by Jacob and Warren M. Brinkerhoff of Auburn, N.Y.

**Brink's Stinger 531**


Two-strand wire with three-point sheet metal barb. Patented [269631] December 26, 1882, by John J. Brinkerhoff of Auburn, N.Y.

**Three-point Sheet Metal Barbs: *Rider*****Pooler-Jones' Barb, Double-strand Variation 532**

Two-strand wire with three-point sheet metal barb. Variation of patent 181537.



Three-point Sheet Metal Barbs: *Strand Clutched***Armstrong's Arrow Point 533**

Two-strand wire with three-point sheet metal barb. Patented [171208] December 31, 1875, by Frank Armstrong of Bridgeport, Conn.



Four-point Sheet Metal Barbs

179



534 Armstrong's Arrow Point, Double Strand


Double-strand wire with three-point sheet metal barb. Barb is held in place by two lugs and two points. Patented [182626] September 24, 1876, by Frank Armstrong of Bridgeport, Conn.



535 Havenhill's Arrow Point

Two-strand wire with three-point sheet metal barb. Patented [205639] July 2, 1878, by Edwin Havenhill of Joliet, Ill.


Four-point Sheet Metal Barbs: Wrap




536

Brink's Balanced Diamond



Two-strand wire with four-point sheet metal barb. Outer lugs are wrapped around one strand locking barb in position. Patented [267485] November 14, 1882, by John J. Brinkerhoff of Auburn, N.Y.

**Brink's Balanced Strip 537**

Two-strand wire with four-point sheet metal barb. Outer strip and lug are wrapped around one strand locking barb in position. Patented [267485] November 14, 1882, by John J. Brinkerhoff of Auburn, N.Y.

**Brink's Curb 538**


Two-strand wire with four-point sheet metal barb. Patented [269631] December 26, 1882, by John J. Brinkerhoff of Auburn, N.Y.

**Brink's Burr 539**

Two-strand wire with four-point sheet metal barb. Patented [269631] December 26, 1882, by John J. Brinkerhoff of Auburn, N.Y.



Four-point Sheet Metal Barbs

181



540 Brink's Saddle

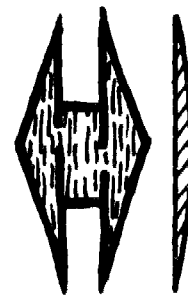

Two-strand wire with four-point sheet metal barb. Patented [269631] December 26, 1882, by John J. Brinkerhoff of Auburn, N.Y.



541 Brink's Cradle


Two-strand wire with four-point sheet metal barb. Patented [269631] December 26, 1882, by John J. Brinkerhoff of Auburn, N.Y.

Four-point Sheet Metal Barbs: Clip




542 Scutt's Double Clip, Double Strand


Two-strand wire with four-point sheet metal barb. Offset cuts in metal plate allow barb points to project at right angles to each other. Patented [193557] July 24, 1877, by Hiram B. Scutt of Joliet, Ill.

**Scutt's Clip 543**

Two-strand wire with four-point sheet metal barb. Clip grips one strand. Patented [205000] June 18, 1878, by Hiram B. Scutt of Joliet, Ill.


**Gregg's Bow and Split Strip 544**

Two-strand wire with four-point sheet metal barb. Patented [221300] November 4, 1879, by Samuel H. Gregg of Crawfordsville, Ind.

**Baker's Locked Clips 545**


Two-strand wire with four-point, ring-locked sheet metal barb. Patented [233832] November 2, 1880, by George C. Baker of Des Moines, Iowa.

Four-point Sheet Metal Barbs: *Joint Locked*



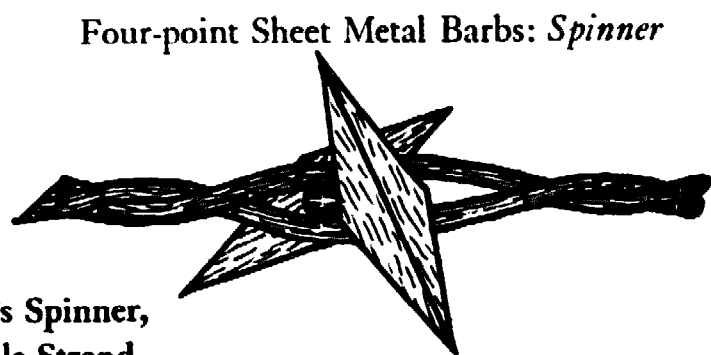
546 Brown-Tubbs' Joined Triangles

Two-strand wire with four-point sheet metal barb. Patented [170518] November 30, 1875, by Warren L. Brown and Lawrence G. Tubbs of Dunlap, Iowa.



547 Burrows' Joined Diamonds

Two-strand wire with four-point sheet metal barb. Barb parts are friction locked. Patented [192736] July 3, 1877, by William T. Burrows of Nashua, Iowa.





548

**Lord's Spinner,
Double Strand**



Two-strand wire with four-point sheet metal barb. Diamond-shaped barb plates are joined by a shaft and rotate under load. Patented [218290] August 5, 1879, by Tylor C. Lord of Joliet, Ill.

**Lord's Spinner Plate 549**

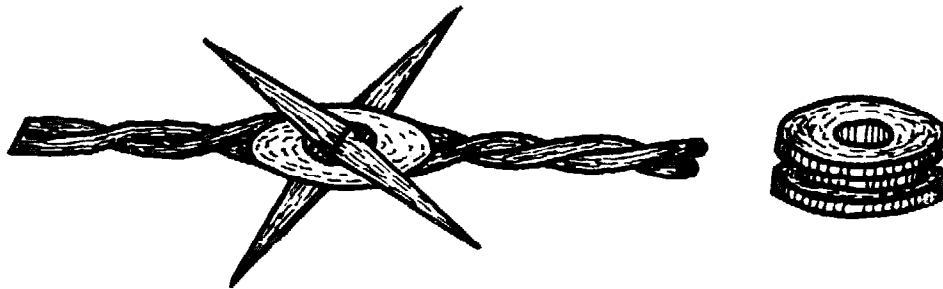
Two-strand wire with four-point sheet metal barb. Shaft formed from central tongues allows barb to rotate under load. Patented [218290] August 5, 1879, by Tylor C. Lord of Joliet, Ill.

**Guenzel's Star and Sleeve 550**

Two parallel single-wire strands with four-point sheet metal barb. Barb and sleeve are mounted on diagonal cross wire. Patented [452002] May 12, 1891, by Edward B. Guenzel of Tracy, Iowa.

**Guenzel's Offset Plate 551**


Two parallel single-wire strands with four-point sheet metal barb plate. Barb plate is mounted on diagonal cross wire. Patented [452002] May 12, 1891, by Edward B. Guenzel of Tracy, Iowa.



552 Funcheon's Spool and Spinner


Two-strand wire with four-point sheet metal barb. Barb rotates in hole through grooved metal spool gripped between the strands. Patented [493210] March 7, 1893, by Daniel C. Funcheon of Valverde, Colo.

Four-point Sheet Metal Barbs: Square Plate




553 Havenhill's "N" Plate

Two-strand wire with four-point sheet metal barb. Barb is notched to receive strands. Patented [205639] July 2, 1878, by Edwin Havenhill of Joliet, Ill.




**554
Parker's Caged
Plate**

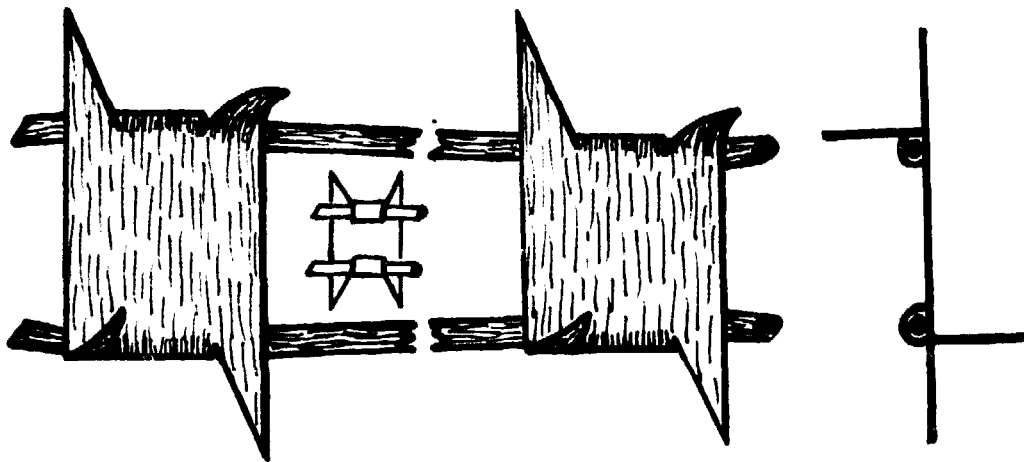
Two-strand wire with four-point sheet metal barb. Barb is trapped by twist in strands. Patented [211863] February 4, 1879, by Charles P. Parker of Joliet, Ill.

**Shuman's Blunt Four Point 555**

Two-strand wire with square-cut, four-point sheet metal barb. Patented [215404] May 13, 1879, by Thomas Shuman of Corning, Iowa.

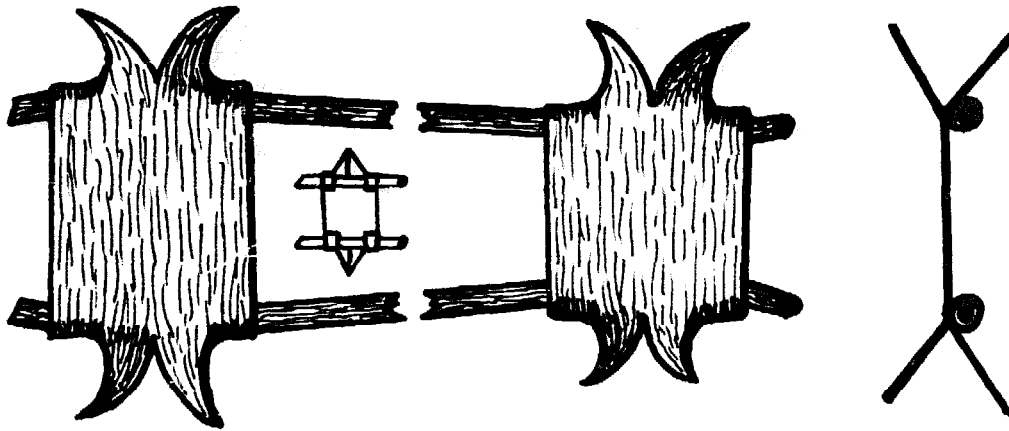
**Scutt's Plate, Handmade Variation 556**

Two-strand wire with four-point sheet metal barb. Variation of patent 215404.

**Elsy's Varying Strands, Side-cut Barb 557**

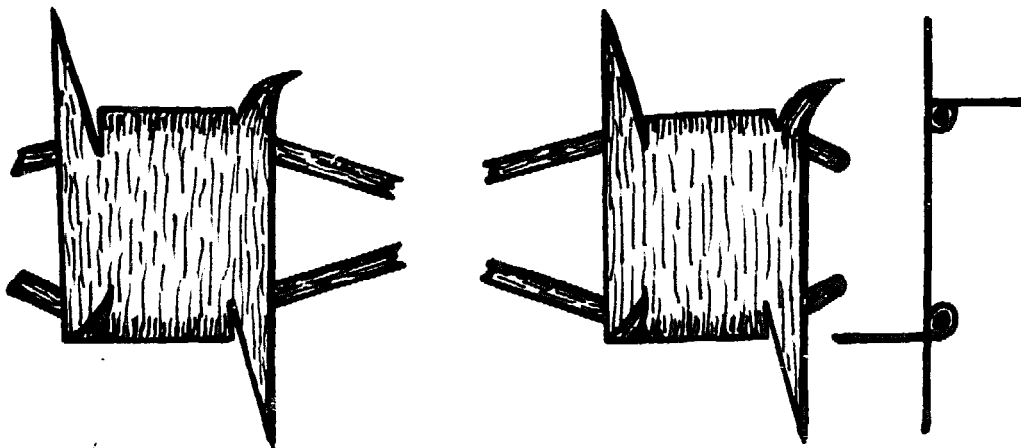
Two single-wire strands with four-point sheet metal barb plates. Distance between strands varies with alternate barbs.

Patented [261212] July 18, 1882, by George Elsey of Springfield, Mass.



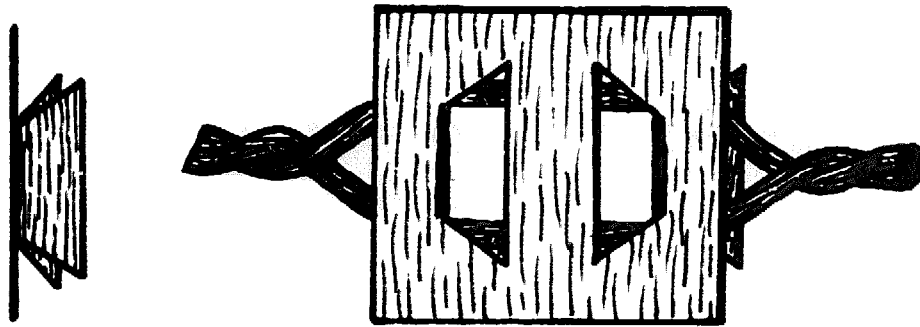
558 Elsey's Varying Strands, Center-cut Barb

Two single-wire strands with four-point sheet metal barb plates. Distance between strands varies with alternate barbs. Patented [261212] July 18, 1882, by George Elsey of Springfield, Mass.




559 Elsey's Crossing Strands

Two single-wire strands with four-point sheet metal barb plate. Strands cross between plates. Patented [261212] July 18, 1882, by George Elsey of Springfield, Mass.


**Ford's Square Plate 560**

Two-strand wire with four-point sheet metal barb plate. Lugs are punched from center of plate to receive strands. Patented [287372] October 23, 1883, by John C. Ford of Pittsburgh, Pa.

**Barr's Side-cut Barb Plate 561**


Two-strand wire with four-point metal barb plate. Notches cut in edges hold plate in position. Patented [289207] November 27, 1883, by Charles H. Barr of Pittsburgh, Pa.

Four-point Sheet Metal Barbs: *"H" Plate*

**Scutt's Plate, Thick-center "H" Variation 562**


Two-strand wire with four-point sheet metal barb. Body of

barb tapers outward from center toward the points. Variation of patent 180656.




563 Scutt's Plate, "H" Variation

Two-strand wire with four-point sheet metal barb. Variation of patent 180656.




564 Watkins' Barb, H-plate Variation

Two-strand wire with four-point sheet metal barb. Variation of patent 184486.




565 Swan's "H" Plate


Two-strand wire with four-point sheet metal barb. Patented [216358] June 10, 1879, by Frank Swan of Joliet, Ill.

**Scutt's Chair Barb 566**

Two-strand wire with four-point wire barb. Barb is cut from webbed wire blank. Patented [264110] September 12 1882, by John F. Scutt of Joliet, Ill.


Four-point Sheet Metal Barbs: *Vee Plate***Scutt's Vee Plate 567**

Two-strand wire with four-point sheet metal barb. Barb is wrapped around the strands in opposite directions with points spread. Patented [180656] August 1, 1876, by Hiram B. Scutt of Joliet, Ill.

**Scutt's Plate, Thick-center Variation 568**

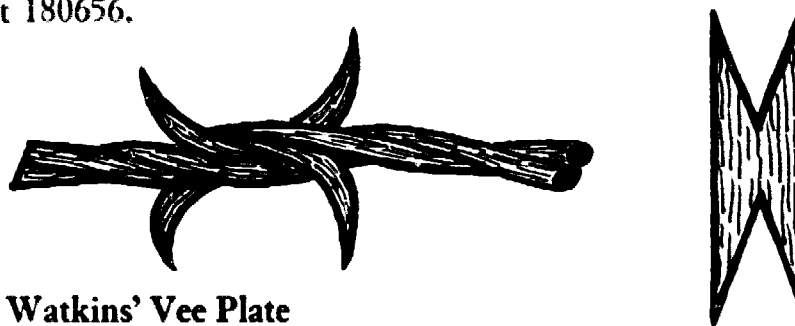
Two-strand wire with four-point sheet metal barb. Body of

the barb tapers from the center toward the points. Variation of patent 180656.



569 Scutt's Plate, M-over-W Variation

Two-strand wire with four-point sheet metal barb. Lower right and upper left points are cut diagonally. Variation of patent 180656.




570 Watkins' Vee Plate

Two-strand wire with four-point sheet metal barb. Barb is held in position between the strands by spread points. Patented [184486] November 21, 1876, by William Watkins of Joliet, Ill.




571 Hart's Notched Barb

Two-strand wire with notched, four-point sheet metal barb. Barb is held in position by the strands resting in the notches. Patented [312463] February 17, 1885, by Hubert C. Hart of Unionville, Conn.


**Hart's Stringer Barb 572**

Two-strand wire with perforated, four-point sheet metal barb. Barb is held in place by one strand through the holes. Patented [312463] February 17, 1885, by Hubert C. Hart of Unionville, Conn.

Four-point Sheet Metal Barbs: *Arrow Plate*

**Scutt's Plate, Arrow-point Variation 573**


Two-strand wire with four-point sheet metal barb. Barb is shaped like an arrowhead. Variation of patent 180656.



574


Scutt's Plate, Leaning Arrow-point Variation
Two-strand wire with four-point sheet metal barb. Barb is

shaped by off-center cuts in metal plate. Variation of patent 180656.




575 Scutt's Plate, Block and Arrow-point Variation

Two-strand wire with alternating blocks and four-point sheet metal barbs. Blocks are notched to receive the wire strands. Variation of patent 180656.




576 Watkins' Barb, Arrow-point Variation

Two-strand wire with four-point sheet metal barb. Variation of patent 184486.




577 Oliver's Ribbed Arrow Point


Two-strand wire with four point, ribbed sheet metal barb. Patented [286147] October 2, 1883, by James B. Oliver of Pittsburgh, Pa.

Four-point Sheet Metal Barbs: Diamond Plate**Fretress' Diamond 578**

Two-strand wire with diamond-shaped, two-point sheet metal barb. Patented [171008] December 14, 1875, by Henry N. Fretress of Dunleith, Ill.


**Watkins' Diamond 579**

Two-strand wire with four-point sheet metal barb. Barb is held in position between the strands by spread points. Patented [184486] November 21, 1876, by William Watkins of Joliet, Ill.

**Cherry-Wheeler's Double Diamond 580**


Two-strand wire with four-point sheet metal barb. Barb is

folded and points spread at right angles. Patented [195091] September 11, 1877, by Hamilton Cherry and Harry E. Wheeler of Aurora, Ill.



581 Crowell's Diamond

Two-strand wire with four-point sheet metal barb. Patented [215888] May 27, 1879, by John S. Crowell of Springfield, Ohio.




582 Oliver's Ribbed Diamond

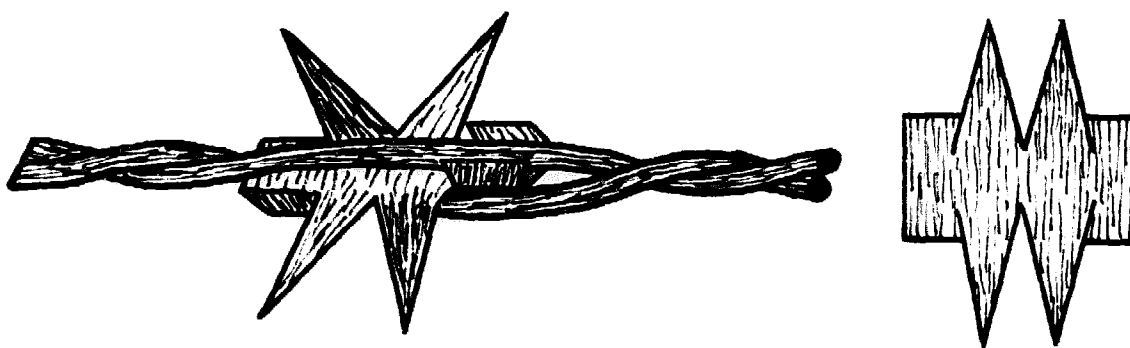
Two-strand wire with four-point, ribbed sheet metal barb. Patented [286147] October 2, 1883, by James B. Oliver of Pittsburgh, Pa.

583

Brainard's Vented Diamond

Two-strand wire with two-point sheet metal barb. Punch-out lugs grip strands to hold barb in place. Patented [287091] October 23, 1883, by Curtis B. Brainard of Joliet, Ill.






Upham's Double Diamond with Anchor Lugs 584


Two-strand wire with four-point sheet metal barb. Lugs grip strands to hold barb in place. Patented [301186] July 1, 1884, by Andrew J. Upham of Sterling, Ill.

Four-point Sheet Metal Barbs: *Star*




Pond's Square Barb 585

Two-strand wire with four-point sheet metal barb plate. Cuts made in barb permit twisting of one point so that barb may be mounted on the strands. Patented [270116] January 2, 1883, by Orlando M. Pond of Independence, Iowa.



Shellaberger's Star 586

Two-strand wire with four-point, rotating sheet metal barb. Spread in wire strands holds barb in place. Patented [272091] February 13, 1883, by Kirk L. Shellaberger of Dayton, Ohio.



587 Morgan's Star


Two-strand wire with four-point sheet metal barb. Barb is held in place by twist in strands. Patented [302275] July 22, 1884, by Thomas H. Morgan of Pittsburgh, Pa.

Four-point Sheet Metal Barbs: Fence Strap

588

Shuman's Four-point Barb Plate, Side Cut


Barbed sheet metal plate with ends fastened to smooth strands of fence wire. Patented [211349] January 14, 1879, by Thomas Shuman of Corning, Iowa.




589


Shuman's Four-point Barb Plate

Sheet metal barb plate. Plate is fastened to smooth wire strands in fencing. Patented [238255] March 1, 1881, by Thomas Shuman of Corning, Iowa.




Four-point Malleable and Cast Iron Barbs: *Star***Reynolds' Cast Barb 590**


Two-strand wire with perforated, four-point cast iron barb. Patented [187049] February 6, 1877, by William L. Reynolds of St. Louis, Mo.

**Burrows' Star 591**

Two-strand wire with four-point cast iron barb. Patented [194647] August 28, 1877, by William T. Burrows of Nashua, Iowa.

**Pederson's Star 592**


Two-strand wire with four-point, cast or malleable iron barb. Grooves and fin hold barb in place. Patented [205501] July 2, 1878, by Ole Pederson of Joliet, Ill.



593 Wheeler's Iron Barb


Two-strand wire with four-point malleable iron barb. Barb is clamped to prestretched wire strands. Patented [321264] June 30, 1885, by Alonzo S. Wheeler of Sanguituck, Conn.

Multi-point Sheet Metal Barbs: Square Plate



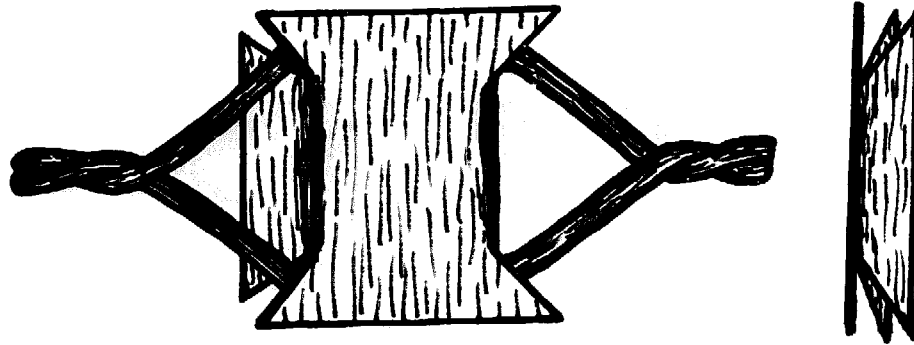
594 Stubbe's Large Formee Cross

Two-strand wire with eight-point sheet metal barb plate. Square plate is cut inward from corners and bent to form barb points. Patented [287337] October 23, 1883, by John Stubbe of Pittsburgh, Pa.




595 Stubbe's Small Formee Cross

Two-strand wire with eight-point sheet metal barb plate. Square plate is cut inward from corners and bent to form barb points. Patented [287337] October 23, 1883, by John Stubbe of Pittsburgh, Pa.




Ford's Corner-cut Barb Plate 596

Two-strand wire with eight-point sheet metal barb plate. Cuts are made in plate corners to receive strands. Patented |287372| October 23, 1883, by John C. Ford of Pittsburgh, Pa.




Barr's Corner-cut Barb Plate 597

Two-strand wire with eight-point sheet metal barb plate. Notches cut in edges hold plate in position. Patented |289207| November 27, 1883, by Charles H. Barr of Pittsburgh, Pa.



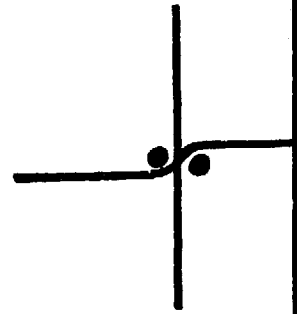

598 Forrester's Corner-cut Barb Plate

Two-strand wire with sixteen-point sheet metal barb plate. Barb plate is cut and bent at right angles to receive strands. Patented [298193] May 6, 1884, by Samuel Forrester of Allegheny City, Pa.



599 Forrester's Saw-tooth Barb Plate, Vertical Cut

Two-strand wire with twelve-point sheet metal barb plate. Barb plate is cut and bent at right angles to receive strands. Patented [298193] May 6, 1884, by Samuel Forrester of Allegheny City, Pa.



Forrester's Saw-tooth Barb Plate, Diagonal Cut 600

Two-strand wire with twelve-point sheet metal barb plate. Barb plate is cut and bent at right angles to receive strands. Patented [298193] May 6, 1884, by Samuel Forrester of Allegheny City, Pa.

Multi-point Sheet Metal Barbs: *Diamond Plate*

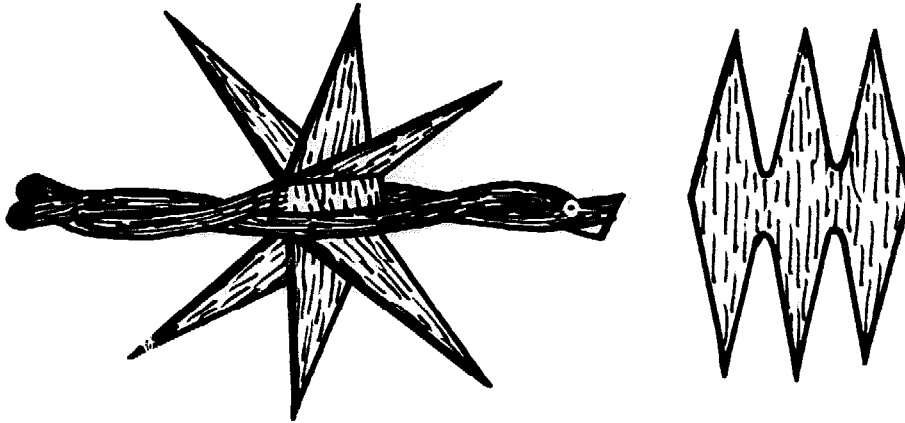


Armstrong's Diamond 601

Two-strand wire with five-point sheet metal barb. Two points of the barb wrap around one strand. Patented [176262] April 18, 1876, by Frank Armstrong of Bridgeport, Conn.


Cherry-Wheeler's Triple Diamond 602

Two-strand wire with six-point sheet metal barb. Barb is




folded and outer points spread at right angles. Patented [195091] September 11, 1877, by Hamilton Cherry and Harry E. Wheeler of Aurora, Ill.


Multi-point Sheet Metal Barbs: Spreader Plate



603 Cherry-Wheeler's Triple Diamond, Flat Variation
Two-strand wire with six-point sheet metal barb. Variation of patent 195091.




604 Hart's Spreader
Two-strand wire with slotted, eight-point sheet metal barb. Strands pass through slot and points to hold barb in place. Patented [312463] February 17, 1885, by Hubert C. Hart of Unionville, Conn.

Multi-point Sheet Metal Barbs: *Wheel***Stoll's Spur Wheel 605**

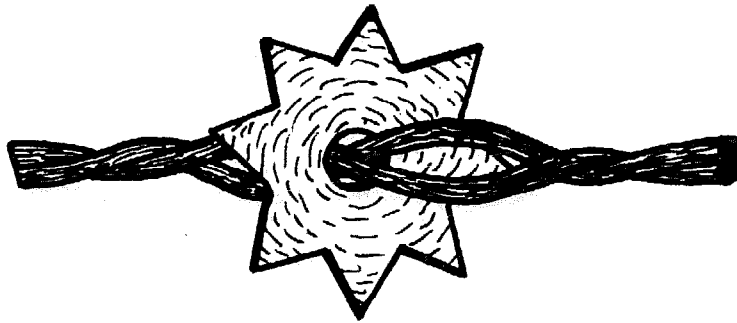
Two-strand wire with twelve-point sheet metal barb. Barb rotates under load. Patented [230445] July 27, 1880, by Jacob Stoll of Fountain City, Wis.

**Barker's Spur Wheel, Double Strand 606**

Two-strand wire with twelve-point sheet metal barb. Barb rotates on wire shaft fastened to wire strands. Patented [251505] December 27, 1881, by George E. Barker of Waverly, N.Y.


**Mihills' Spur Wheel 607**

Two-strand wire with grooved plate and free-turning, eight-point sheet metal barb. Patented [269444] December 19, 1882, by Merrick A. Mihills of Painesville, Ohio.



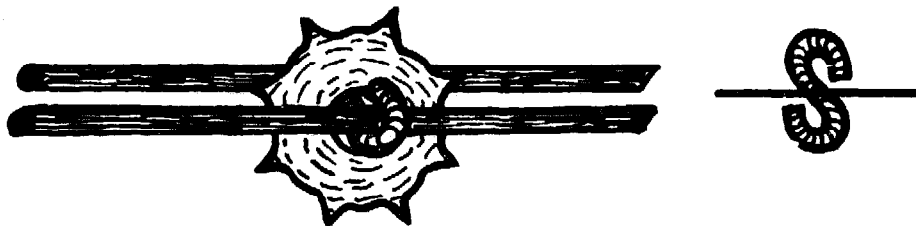
608 Shellaberger's Spur Wheel

Two-strand wire with eight-point, rotating sheet metal barb. Spread in wire strands holds barb in place. Patented [272091] February 13, 1883, by Kirk L. Shellaberger of Dayton, Ohio.




609 Hyde's Spur Wheel

Two-strand wire with sheet metal barb having eight staggered points. Barb rotates on iron shaft split at each end to receive strands. Patented [277288] May 8, 1883, by Charles F. Hyde of Ottawa, Kans.




610 Goss' Spur Wheel

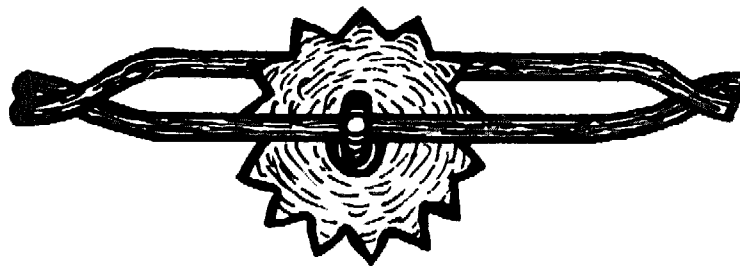
Two parallel single-wire strands with eight-point sheet metal barb. Barb rotates on S-shaped wire shaft. Patented [282453] July 31, 1883, by Joseph Goss of Beloit, Wis.

**Evans' Spur Wheel, Double Strand 611**

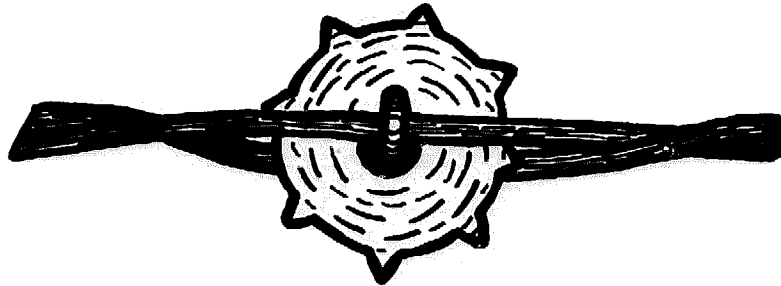
Two-strand wire with eight-point sheet metal barb. Strands are parted to cage barb and support pointed shaft and tie wire. Patented [287261] October 23, 1883, by John Elias Evans of Spanish Fork, Utah.

**Hodge's Spur Wheel, Parallel Strands 612**

Two parallel single-wire strands with fourteen-point sheet metal barb wheel. Barb wheel turns on wire shaft joining the strands. Patented [367398] August 2, 1887, by Chester A. Hodge of Beloit, Wis.

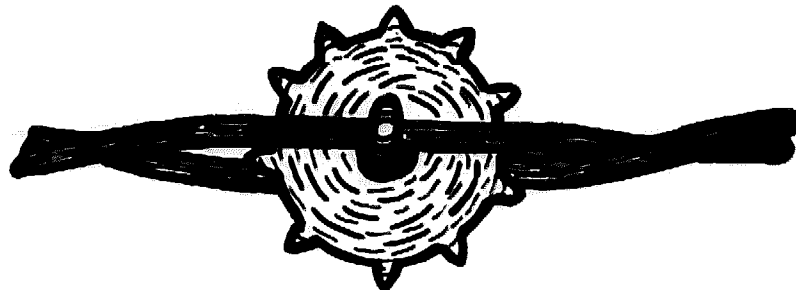
**Hodge's Spur Wheel, Twisted Strands 613**

Two-strand wire with fourteen-point sheet metal barb wheel. Barb wheel turns on wire shaft joining the strands. Patented [367398] August 2, 1887, by Chester A. Hodge of Beloit, Wis.



614 Hodge's Spur Wheel, Eight-point Variation


Two-strand wire with eight-point sheet metal barb wheel. Barb wheel turns on wire shaft joining the strands. Variation of patent 367398.



615 Hodge's Spur Wheel, Ten-point Variation


Two-strand wire with ten-point sheet metal barb wheel. Barb turns on wire shaft joining the two strands. Variation of patent 367398.

Multi-point Sheet Metal Barbs: Star



616 Stover's Star


Two-strand wire with five-point sheet metal barb. Barb is mounted between the strands with one point crimped around a strand. Patented [250014] November 22, 1881, by Daniel C. Stover of Freeport, Ill.

Multi-point Sheet Metal Barbs: *Zigzag Strip***Crandal's Zigzag 617**

Two-strand wire with interlacing sheet metal barb strip. Patented [221158] November 4, 1879, by Edward M. Crandal of Chicago, Ill.

**Crandal's Alternate Barb Strip 618**


Two-strand wire with continuous sheet metal strip twisted with the strands. Patented [247539] September 27, 1881, by Edward M. Crandal of Chicago, Ill.

**Crandal's Vertical Barb Strip 619**

Two-strand wire with continuous sheet metal strip twisted with the strands. Patented [247539] September 27, 1881, by Edward M. Crandal of Chicago, Ill.

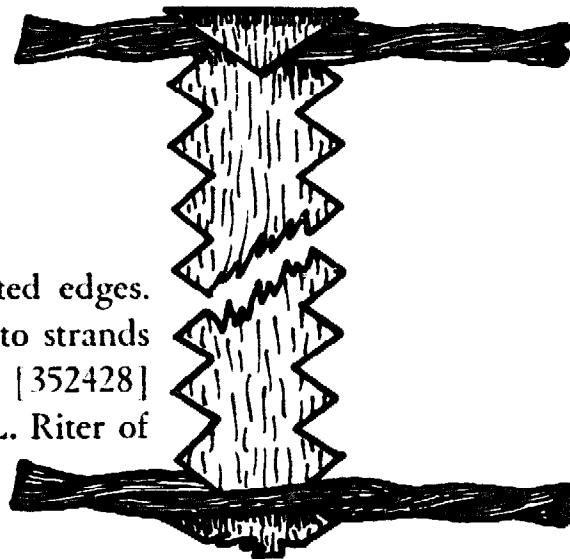
Multi-point Sheet Metal Barbs: *Fence Strap*

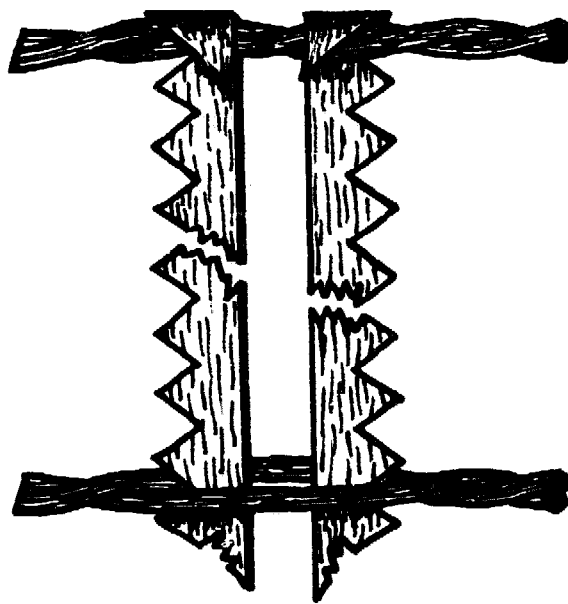
620 Shuman's Eight-point Barb Plate
Sheet metal barb plate. Plate fastens to smooth wire strands in fencing. Patented [234080] November 2, 1880, by Thomas Shuman of Corning, Iowa.



**621 Riter's Double-edge
Saw-tooth Slat**

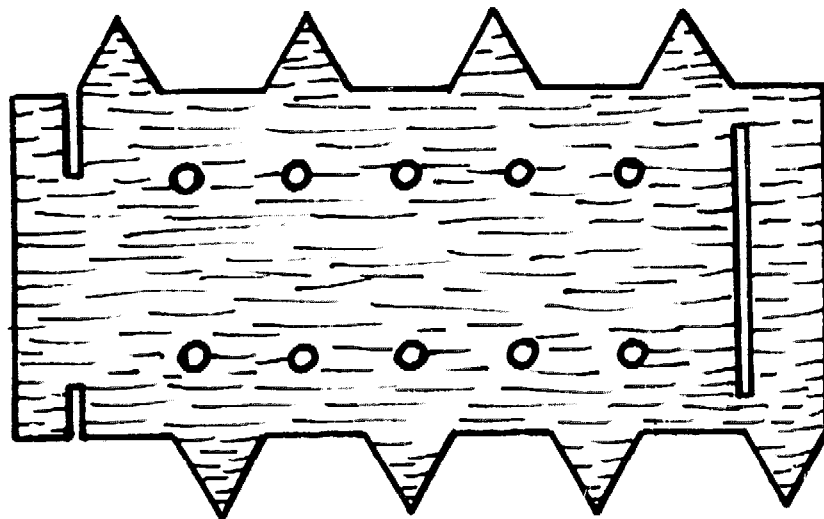
Sheet metal strip with serrated edges. Strips are fastened vertically to strands of wire in fencing. Patented [352428] November 9, 1886, by John L. Riter of Brownsville, Ind.





Riter's Single-edge Saw-tooth Slat 622


Sheet metal strips with serrated edge. Twin strips are fastened vertically to strands of wire fencing. Patented [352428] November 9, 1886, by John L. Riter of Brownsville, Ind.



Cloud's Barbed Warning Strip 623

Perforated sheet metal plate with projecting barbs. Plates are joined at slits and wire-tied to form continuous warning strip. Patented [367893] August 9, 1887, by William J. Cloud of Junction City, Tex.

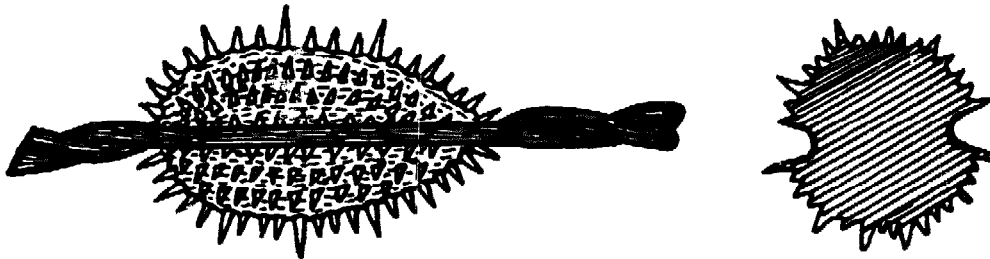
Multi-point Malleable and Cast Iron Barbs: *Wheel*



624 Gearty's Two-piece Spur Wheel

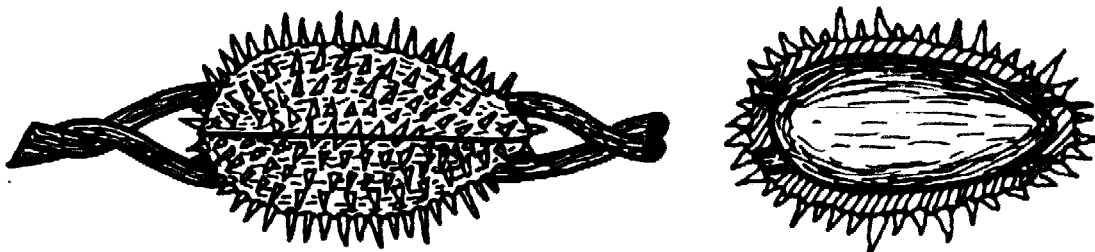
Two-strand wire with eight-point, two-piece barb wheel. Wheel has an internal groove that rides an S-shaped wire between the strands. A rivet holds the two parts of the wheel together. Patented [472044] April 5, 1892, by Hugh Gearty of Springfield, Ill.

Multi-point Malleable and Cast Iron Barbs: *Bur*



625 Phillips' Solid Cocklebur

Two-strand wire with metallic bur. Channels are placed in sides of bur to receive the wire strands. Patented [280857] July 10, 1883, by Oliver O. Phillips of Allegheny, Pa.




626 Phillips' Hollow Cocklebur

Two-strand wire with metallic bur. Holes are drilled in ends

of bur to receive wire strands. Patented [280857] July 10, 1883, by Oliver O. Phillips of Allegheny, Pa.

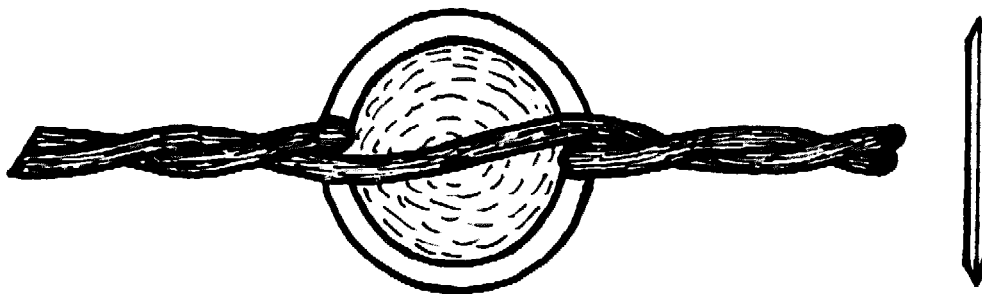
Multi-point Malleable and Cast Iron Barbs: *Cylinder*



Utter's Cylinder 627

Two-strand wire with barbed metal tube. Barbed tube moves freely between sheet metal stays gripped by the twisted strands. Patented [369825] September 13, 1887, by Homer Utter of Cuba, N.Y.

Multi-point Malleable and Cast Iron Barbs: *Disc*



Neely-Marland's Disc 628

Two-strand wire with knife-edge, circular sheet metal barb. Patented [251273] December 20, 1881, by Thomas Neely and Alfred Marland of Pittsburgh, Pa.

BARBED WIRE: THREE STRAND


One-point Barbs: *Tack*



629 Underwood's Tack


Three-strand wire with single-tack barb. Patented [206754] August 6, 1878, by Henry M. Underwood of Kenosha, Wis.

Two-point Wire Barbs: *Single Turn*




630 Clark's Wire Rail With Outside-wrap Barb

Three parallel single-wire strands with two-point wire barbs. Barbs alternately pass around two strands and three strands. Patented [260844] July 11, 1882, by Norman Clark of Sterling, Ill.



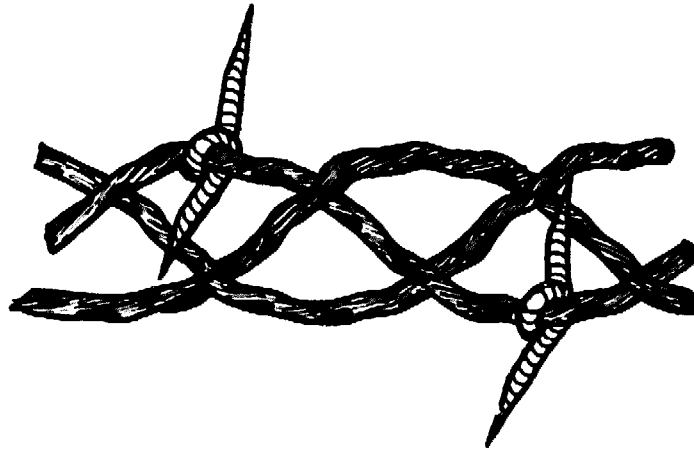
Clark's Wire Rail With Inside-wrap Barb 631

Three parallel single-wire strands with two-point wire barbs. Barbs wrapped around center strand alternating from one side of rail to the other. Patented [260844] July 11, 1882, by Norman Clark of Sterling, Ill.




Baker's Barb, Three Barbed Strand Variation 632

Three-strand wire with two-point, flat-wire barbs. Barbs are mounted on separate strands. Variation of patent 273219.



Riter's Corrugated Visible Wire with Barbs 633


Three-strand, braided corrugated fencing with two-point wire barbs. Patented [506257] October 10, 1893, by John L. Riter of Brownsville, Ind.



634 Riter's Visible Lace Wire with Barbs


Parallel undulating single-wire strands with two-point wire barbs. Strands are joined by intertwining smaller wire. Patented [506258] October 10, 1893, by John L. Riter of Brownsville, Ind.

Two-point Wire Barbs: *Coil*




635 Hanging Barb, Three Strand

Three-strand wire with two-point wire barb. Barb wraps around one strand with points extended in the same direction. Inventor of barb is unknown.



636 Glidden's Barb, Three-strand Variation


Three-strand wire with two-point wire barb. Variation of patent 157124.



637

**Glidden's Barb,
Light-duty Small and Two
Large-strand Variation**

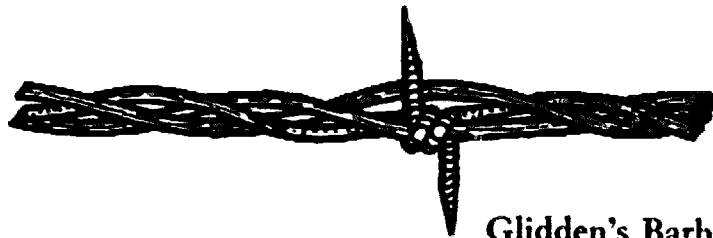
Three-strand wire with two-point wire barb. One strand is of a smaller gauge than the other two. Variation of patent 157124.



638

**Glidden's Barb, Small and
Two Large-strand Variation**

Three-strand wire with two-point wire barb. One strand is of a smaller gauge than the other two. Variation of patent 157124.



639

**Glidden's Barb, Half Round
in Three-strand Variation**


Three-strand wire with two-point wire barb. Two strands are round and one half round. Variation of patent 157124.




640

**Glidden's Barb, Wrapped
Three-strand Variation**


Three-strand wire with two-point wire barb. Barb wraps around the three strands. Variation of patent 157124.



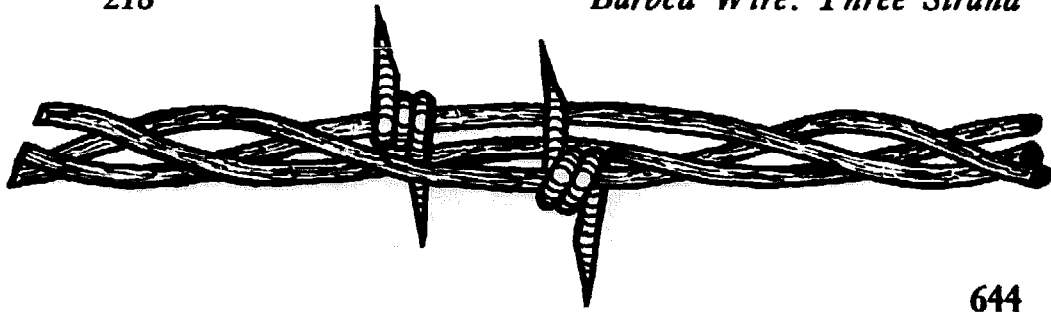
641 Glidden's Barb, Paired Barbs Three-strand Variation
Three-strand wire with two-point wire barbs. Space between pairs of barbs is greater than between barbs. Variation of patent 157124.



642 Glidden's Barb, Three-strand Shell Variation
Three-strand wire with two-point, shell-like wire barb. Two strands of equal gauge are reinforced with a smaller gauge wire. Variation of patent 157124.




643 Glidden's Barb, Diminishing Strand Variation
Three-wire strands of different sizes with two-point wire barb. Barb is mounted on the largest strand. Variation of patent 157124.



644


**Glidden's Barb, Paired-barb Strands,
Three-strand Variation**

Three-strand wire with two-point wire barbs. Paired barbs are mounted separately on two of the three strands. Variation of patent 157124.



Glidden's Barb, Parallel-wrap Variation 645


Three-strand wire with two-point wire barb. Barbed strand is wrapped with parallel reinforcing strands. Variation of patent 157124.



646

**Glidden's Barb, Double Strand,
Reinforced Square-strand Variation**


Three-strand wire with two-point wire barb. Barbed square strand is reinforced with two twisted strands of round wire. Variation of patent 157124.



647

**Glidden's Barb, Double Strand, Reinforced
Round-strand Variation**

Three-strand wire with two-point wire barb. Barbed strand is reinforced with twisted double strands. Variation of patent 157124.




648

**Glidden's Barb, Double-barbed Strand,
Three-strand Variation**

Three-strand wire with two-point wire barbs. Barbs are mounted separately on two strands. Variation of patent 157124.


Two-point Wire Barbs: Wrap



649

Brotherton's Barb, Three-strand Variation


Three-strand wire with two-point wire barb. Variation of patent 207710.

Two-point Wire Barbs: Loop Locked

650

**Kelly's Swinging Barb,
Three Strand**

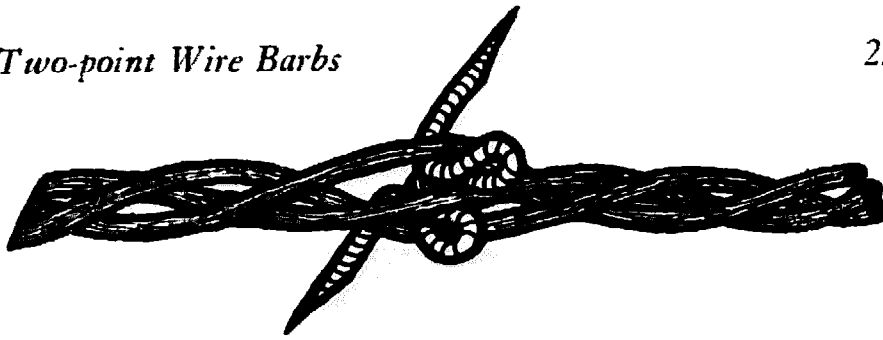
Three-strand wire with two-point wire barb. Barb hangs from loop in the center strand. Patented [322108] July 14, 1885, by Michael Kelly of New York, N.Y.

Two-point Wire Barbs: Strand Clutched**Clark's Wire Rail and Bent Barb 651**

Three parallel single-wire strands with bent wire barbs. Material from molten metal bath holds barbs in place. Patented [254923] March 14, 1882, by Norman Clark of Sterling, Ill.

**Clark's Wire Rail and Straight Barb 652**


Three parallel single-wire strands with straight wire barbs. Material from molten metal bath holds barbs in place. Patented [254923] March 14, 1882, by Norman Clark of Sterling, Ill.



653 Upham's Three-loop Barb

Three-strand wire with two-point wire barb. Barb is bent and looped to receive strands. Patented [305356] September 16, 1884, by Andrew J. Upham of Sterling, Ill.

Two-point Wire Barbs: Horizontal Strand Locking




654 Preston's Long Barb

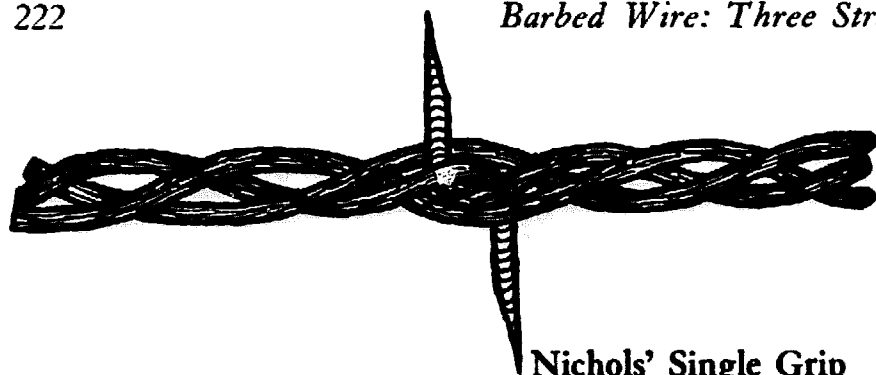
Three-strand braid with two-point wire barb. Patented [248348] October 18, 1881, by Othniel Preston of Hornellsville, N.Y.

Two-point Wire Barbs: Integrated Barb Strand


655 Mighell's Winding Barb, Three Strand

Three-strand wire with two strands continuous and the third cut to form barbs. Patented [199924] February 5, 1878, by Montraville P. Mighell of Delta, Iowa.




**Nichols' Single Grip 656**

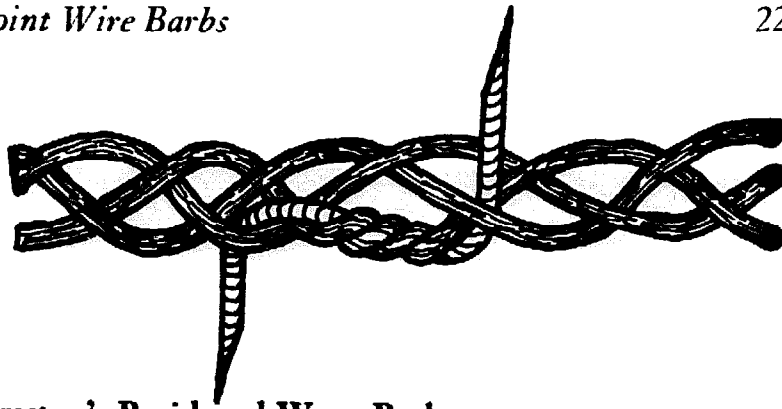
Three-strand wire with one strand composed of wire sections joined at ends to form barb. Patented [246191] August 23, 1881, by George W. Nichols of Coldwater, Mich.

**Nichols' Reverse Grip 657**

Three-strand wire with one strand composed of wire sections joined at ends to form barb. Patented [246191] August 23, 1881, by George W. Nichols of Coldwater, Mich.


**Nichols' Double Grip 658**

Three-strand wire with one strand composed of wire sections joined at ends to form barb. Patented [246191] August 23, 1881, by George W. Nichols of Coldwater, Mich.



659 Preston's Braid and Wrap Barb

Three-strand wire braid. One strand is composed of wire sections joined at ends to form barbs. Patented [248348] October 18, 1881, by Othniel Preston of Hornellsville, N.Y.



660 Washburn's Seated Barb, Three Strand


Three-strand wire with one strand composed of wire sections joined at ends to form two-point barb. Patented [249212] November 8, 1881, by Charles F. Washburn of Worcester, Mass.

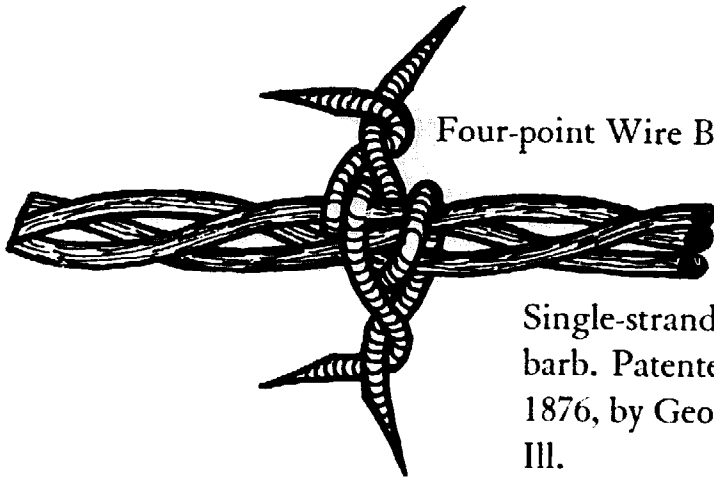
Four-point Wire Barbs: Coil

661

**Edenborn's Double-straddle Barb,
Three-strand Variation**

Three-strand wire with four-point wire barb. Variation of patent 313929.




Four-point Wire Barbs: *Wrap*

662

Billings' Complex, Three Strand with Outside Loops


Single-strand wire with four-point wire barb. Patented [184694] November 28, 1876, by George W. Billings of Chicago, Ill.



663

Billings' Complex, Three Strand with One Inside Loop

Single-strand wire with four-point wire barb. Patented [184694] November 28, 1876, by George W. Billings of Chicago, Ill.

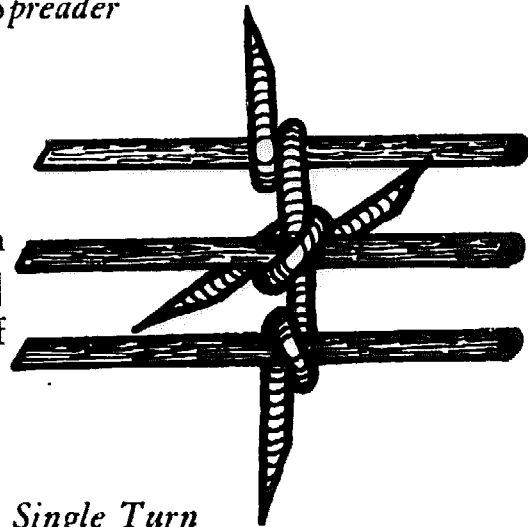
**Cline's Rail 664**

Three parallel single-wire strands with four-point wire barb. Patented [290974] December 25, 1883, by John B. Cline of Jefferson, Iowa.


Four-point Wire Barbs: *Spreader*

665 Ellwood's Three-strand Parallel and Tied Reverse

Three parallel single-wire strands with four-point wire barb. Patented [253022] January 31, 1882, by Abram Ellwood of Sycamore, Ill.



Two-point Sheet Metal Barbs: *Single Turn*



666 Baker's Barb, Three-strand Variation

Three-strand wire with two-point flat wire barb. Variation of patent 273219.


Two-point Sheet Metal Barbs: *Wrap*




667

Nadelhoffer's Flat-wire Gull Wing, Three Strand


Three-strand wire with flat two-point wire barb. Patented [307673] November 4, 1884, by John W. Nadelhoffer of Joliet, Ill.

Three-point Sheet Metal Barbs: *Vee Plate***Wormley's Vee Plate 668**

Three-strand wire with V-shaped, three-point sheet metal barb. Matching points of barb are wrapped in opposite directions around two strands. Patented [169393] November 2, 1875, by Abram V. Wormley of Cornton, Ill.

**Wormley's Vee Plate, Spread-point Variation 669**


Three-strand wire with three-point sheet metal barb. Variation of patent 169393.

Four-point Sheet Metal Barbs: *Joint Locked***St. John's Double Offset Barb**

670

Three-strand wire with four-point, two-piece sheet metal barb.
Patented [205697] July 2, 1878, by Spencer H. and Justus M.
St. John of Cedar Rapids, Iowa.

Four-point Sheet Metal Barbs: Strand Clutched



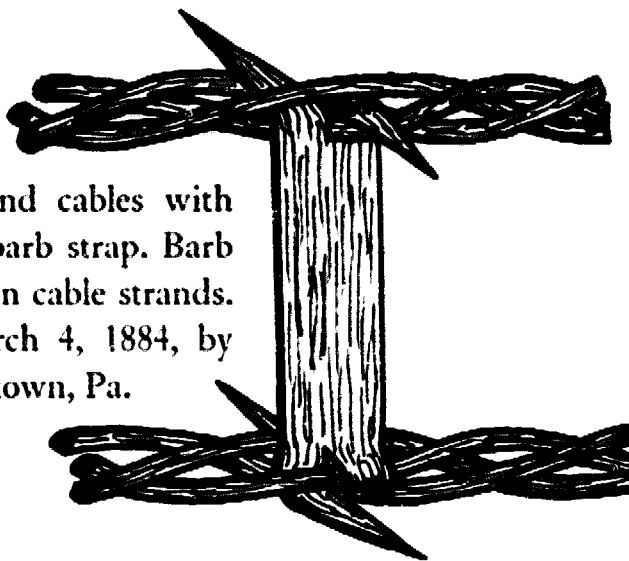
671 St. John's Double-vee Barb


Three-strand wire with four-point, two-piece sheet metal barb.
Patented [205967] July 2, 1878, by Spencer H. and Justus M.
St. John of Cedar Rapids, Iowa.

Four-point Sheet Metal Barbs: Fence Strap

672 Gore's Barb Strap

Two parallel three-strand cables with
four-point sheet metal barb strap. Barb
points are bent to lock in cable strands.
Patented [294612] March 4, 1884, by
Willis K. Gore of Johnstown, Pa.




Multi-point Sheet Metal Barbs: *Star***McGlin-Hart's Star 673**

Three-strand wire with five-point sheet metal barb. Barb is perforated to receive strands. Patented [182212] September 12, 1876, by James C. McGlin and Thomas E. Hart of Shabbona Grove, Ill.

BARBED WIRE: FOUR STRAND


Two-point Barbs: *Coil*



674

Glidden's Barb, Paired Barbs, Four-strand Variation


Four-strand wire with two-point wire barbs. Distance between pairs of barbs is greater than between barbs. Variation of patent 157124.



675

Glidden's Barb, Double-strand Wrap Variation

Four-strand wire with two-point wire barb. Barb is wrapped around two strands. Variation of patent 157124.




676

**Glidden's Barb, Reinforced
Twin-strand Variation**

Four-strand wire with two-point wire barb. The two small strands are equal in gauge, and the two larger strands unequal. Barb is mounted on a small strand. Variation of patent 157124.


Two-point Barbs: Strand Clutched



677

Ingraham's Barb and Visible Loop Wire Fencing

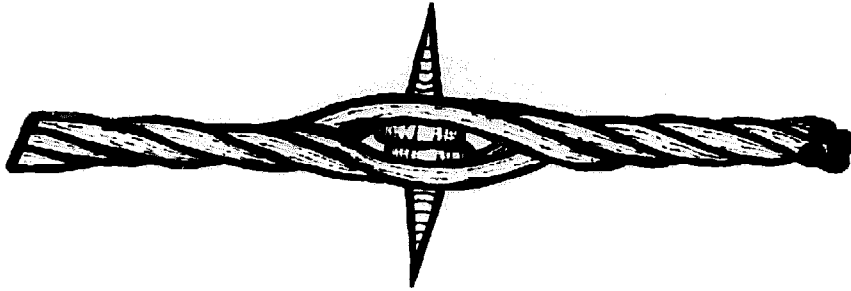
Four-strand visible wire fencing with two-point bent barb separated by loops in the strands. Patented [469062] February 16, 1892, by T. J. Ingraham of Hornellsville, N.Y.



Ingraham's Combined Barb and Visible Wire Fencing 678

Four-strand visible wire fencing with combination bent and loop barbs. Patented [469062] February 16, 1892, by T. J. Ingraham of Hornellsville, N.Y.


Two-point Barbs: *Double Tack*



679 Underwood's Double Tack

Three-strand wire with double-tack barb. Patented [206754] August 6, 1878, by Henry M. Underwood of Kenosha, Wis.

Multi-point Sheet Metal Barbs: *Wheel*




680 Evans' Spur Wheel, Four Strand

Four-strand cable with eight-point sheet metal barb. Cable is parted to cage barb and support pointed shaft and tie wire. Patented [287261] October 23, 1883, by John Elias Evans of Spanish Fork, Utah.


BARBED WIRE: LINK WIRE

Two-point Terminal Barbs: *End Tie and Loop*




681
Crandal's Barb and
Ring Link

Wire link with one end formed into a ring and the other into a two-point barb. Barbs and rings join to form continuous fencing. Patented [184844] November 28, 1876, by Edward M. Crandal of Chicago, Ill.



682
Crandal's Link,
T-Loop Variation


Wire sections looped and joined at ends to form two-point barbs. Barbs and loops join to form continuous fencing. Variation of patent 184844.



683 Crandal's Link, End Twist Variation

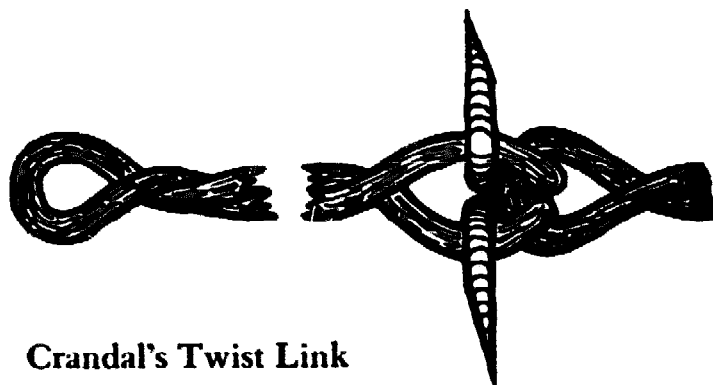
Wire sections folded and twisted at ends to form link and two-point barbs. Barbs and loops are joined for continuous fencing. Variation of patent 184844.

Two-point Terminal Barbs: Hook and Loop




684 Hunt's Link

Wire sections folded, twisted, and shaped to form eyes and barbs. Barbs and eyes join to form continuous fencing. Patented [189861] April 24, 1877, by George G. Hunt of Bristol, Ill.




685 Crandal's Twist Link

Wire links joined and twisted to form two-point barbs and continuous fencing. Patented [240388] April 19, 1881, by Edward M. Crandal of Chicago, Ill.




Lewis' Link, Crossover Lock 686

Wire sections folded and joined at ends to form barbs and continuous fencing. Patented [465629] December 22, 1891, by Elliot E. Lewis of Troy, N.Y.




Lewis' Link, Simple Lock 687

Wire sections folded and joined at ends to form barbs and continuous fencing. Patented [465630] December 22, 1891, by Elliot E. Lewis of Troy, N.Y.




Griswold's Flyer 688

Wire sections folded and joined at ends to form barbs and continuous fencing. Patented [465638] December 22, 1891, by J. Wool Griswold of Troy, N.Y.




689 Griswold's Side Lock

Wire sections folded and joined at ends to form barbs and continuous fencing. Patented [465639] December 22, 1891, by J. Wool Griswold of Troy, N.Y.




690 Griswold's Folded Wing

Wire sections folded and joined to form barbs and continuous fencing. Patented [465640] December 22, 1891, by J. Wool Griswold of Troy, N.Y.



691 Griswold's Savage

Wire sections folded and joined at ends to form barbs and continuous fencing. Barb points are perpendicular to flat side of links. Patented [465641] December 22, 1891, by J. Wool Griswold of Troy, N.Y.

**Griswold's Sidewinder 692**

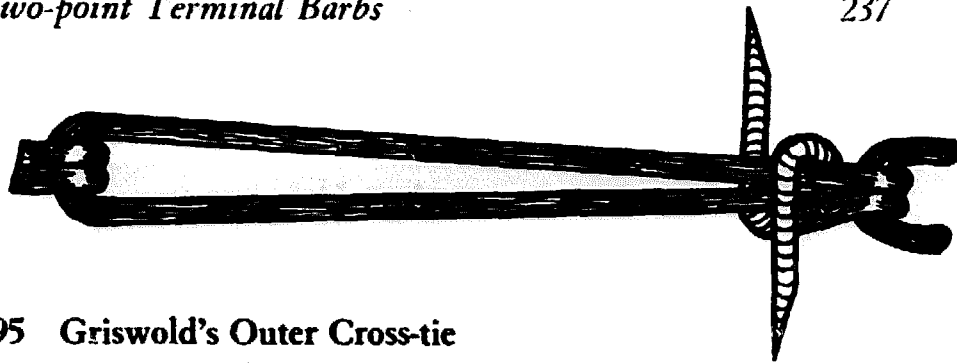
Wire sections folded and joined at ends to form barbs and continuous fencing. Patented [465642] December 22, 1891, by J. Wool Griswold of Troy, N.Y.

**Griswold's Complex 693**

Wire sections folded and joined at ends to form barbs and continuous fencing. Patented [465643] December 22, 1891, by J. Wool Griswold of Troy, N.Y.


**Griswold's Inner Cross-tie 694**

Wire sections folded and joined at ends to form barbs and continuous fencing. Patented [465644] December 22, 1891, by J. Wool Griswold of Troy, N.Y.



695 Griswold's Outer Cross-tie

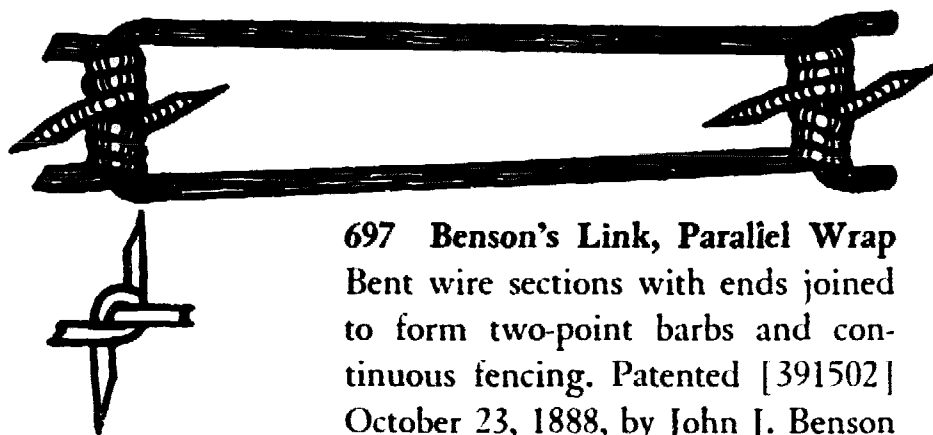
Wire sections folded and joined at ends to form barbs and continuous fencing. Patented [465645] December 22, 1891, by J. Wool Griswold of Troy, N.Y.




696 Griswold's Spread

Wire sections folded and joined at ends to form barb and continuous fencing. Patented [472496] April 5, 1892, by J. Wool Griswold of Troy, N.Y.

Two-point Terminal Barbs: Coil and Loop




697 Benson's Link, Parallel Wrap
Bent wire sections with ends joined to form two-point barbs and continuous fencing. Patented [391502] October 23, 1888, by John J. Benson of Troy, N.Y.



698

**Benson's Link,
Opposed Wrap**

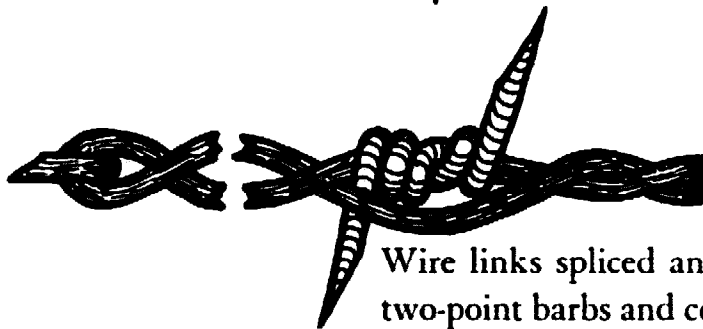



Bent wire sections with ends joined to form two-point barbs and continuous fencing. Patented [391502] October 23, 1888, by John J. Benson of Troy, N.Y.

Two-point Terminal Barbs: *Center Wrap*

Parker's Ring Link 699


Wire section folded to center and fastened with wire ring. Ends of wire section form a two-point barb. Patented [194260] August 14, 1877, by Charles P. Parker of Joliet, Ill.



700


**Crandal's Link,
Inside Splice**

Wire links spliced and twisted to form two-point barbs and continuous fencing. Patented [241791] May 21, 1881, by Edward M. Crandal of Chicago, Ill.




**701 Crandal's Link,
Outside-splice Variation**

Barbed link looped and spliced at center to form two-point barb. Loops join to form continuous fencing. Variation of patent 241791.




**702 Crandal's Link,
Simple Outside-splice Variation**

Folded wire sections with ends joined in center to form barbs. Loops join for continuous fencing. Variation of patent 241791.




703 Crandal's Link, Twist-loop Variation

Folded and twisted wire sections with ends joined in center to form barbs. Loops join for continuous fencing. Variation of patent 241791.




704

Crandal's Link, Compound Outside-splice Variation
 Folded wire sections with ends joined in center to form barbs.
 Loops join for continuous fencing. Variation of patent 241791.




705

Kay's Center Tie
 Wire section folded and tied in center to form two-point barb.
 Twisted links are joined at loops to form continuous fencing.
 Patented [286987] October 16, 1883, by William V. Kay of
 Waukegan, Ill.



706

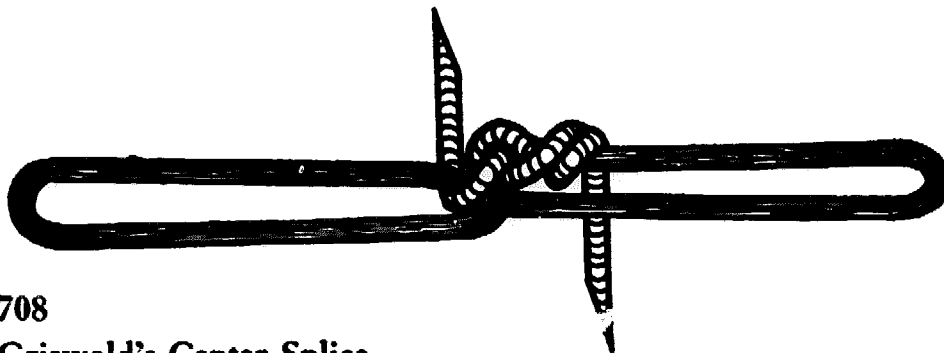
McGill's Single-wire Link
 Single-wire sections looped back and wrapped to form two-
 point barb. Patented [343482] June 3, 1886, by George W.
 McGill of New York, N.Y.



707

Griswold's Center Grip

Folded wire section with ends joined in the center to form barb. Loops are joined to form continuous fencing. Patented [486179] November 15, 1892, by J. Wool Griswold of Troy, N.Y.

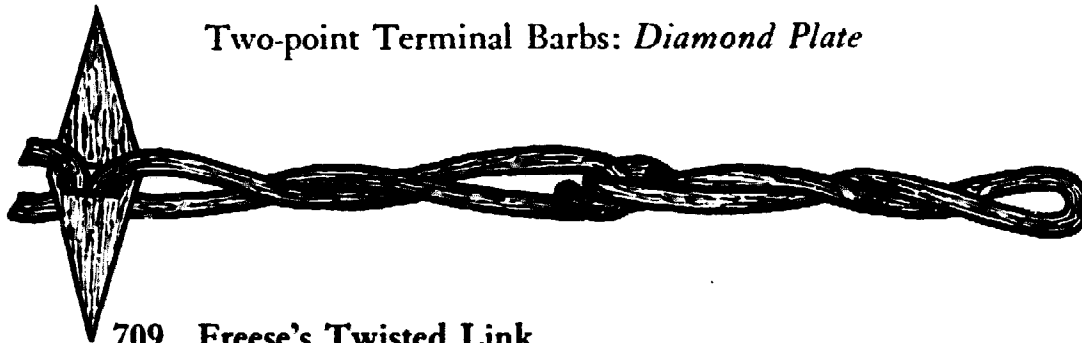


708

Griswold's Center Splice

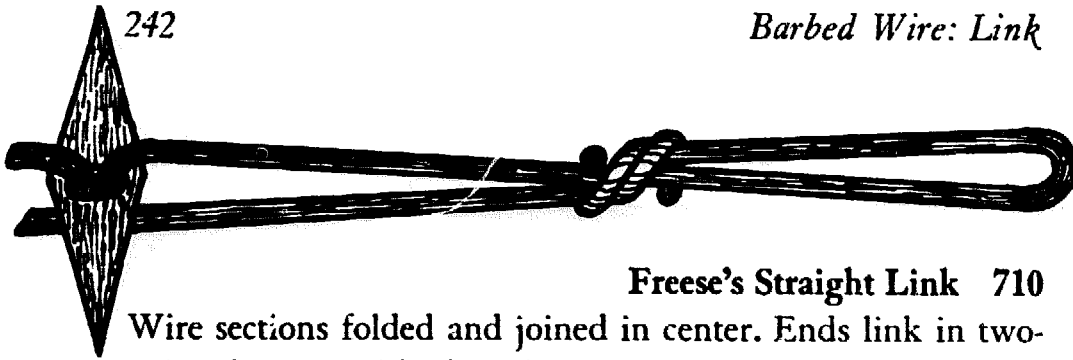
Folded wire section with ends joined in the center to form barb. Loops are joined to form continuous fencing. Patented [486179] November 15, 1892, by J. Wool Griswold of Troy, N.Y.

Two-point Terminal Barbs: Diamond Plate




709 **Freese's Twisted Link**

Wire sections folded, joined in the center, and twisted. Ends link in two-point sheet metal barb to form continuous fencing. Patented [383804] May 29, 1888, by Peter C. Freese of Cayuga, N.Y.

**Freese's Straight Link 710**


Wire sections folded and joined in center. Ends link in two-point sheet metal barb to form continuous fencing. Patented [383804] May 29, 1888, by Peter C. Freese of Cayuga, N.Y.

Four-point Terminal Barbs: *Center Wrap*

711

**Parker's Barbed
Ring Link**

Wire sections folded to center and fastened with wire ring. Ends of link and ring are bent to form a four-point barb. Patented [194260] August 14, 1877, by Charles P. Parker of Joliet, Ill.




712

McGill's Double-wire Link

Double-wire sections and four-point barb. Ends of sections

are looped back and wrapped to form barb. Patented [343482] June 8, 1886, by George W. McGill of New York, N.Y.


Four-point Terminal Barbs: *Hook and Diamond Plate*



713 Hunt's Plate-locked Link


Folded and twisted wire sections joined to form continuous fencing. Ends of wire section and diamond-shaped sheet metal locking plate form a four-point barb. Patented [193370] July 24, 1877, by George G. Hunt of Bristol, Ill.

Multi-point Terminal Barbs: *End Wrap*



714 McGill's Link, Six-point Variation


Single-wire sections and six-point barb. Ends of sections with added wire pieces are looped back and wrapped to form barb. Variation of patent 343482.

Multi-point Terminal Barbs: *Wheel***Whitney-Hubbell's Spur Wheel, Twisted Link 715**

Bent and twisted wire sections joined to form continuous fencing. Twelve-point barb wheel moves on axle formed by bend in the link. Patented [344428] June 29, 1886, by Joel F. Whitney and Myron R. Hubbell of Wolcott, Vt.

**Whitney-Hubbell's Spur Wheel, Straight Link 716**

Bent wire sections joined to form continuous fencing. Twelve-point barb wheel moves on axle formed by bend in the link. Patented [344428] June 29, 1886, by Joel F. Whitney and Myron R. Hubbell of Wolcott, Vt.

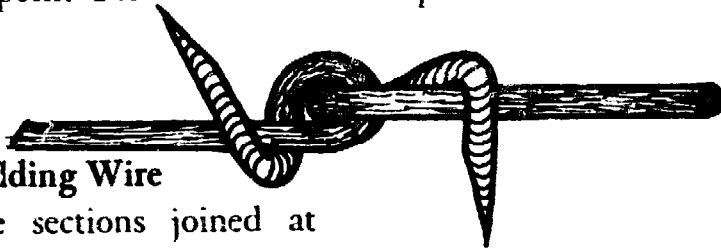


717
**Whitney-Hubbell's
Spur Wheel,
Center Tie**

Folded wire sections with ends joined at center. Sections link to form continuous fencing. Twelve-point barb wheel moves on axle formed by cross wire in joint. Patented [344428] June 29, 1886, by Joel F. Whitney and Myron R. Hubbell of Wolcott, Vt.

BARBED WIRE: SECTIONAL

Two-point Terminal Barbs: *Wrap*

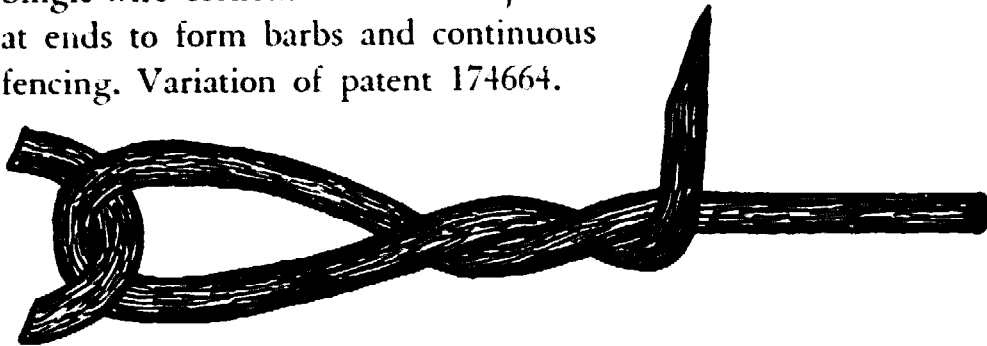


718 Crandal's Folding Wire

Single-strand wire sections joined at ends to form two-point barbs and continuous fencing. Fencing is folded for transportation. Patented [174664] March 14, 1875, by Edward M. Crandal of Chicago, Ill.

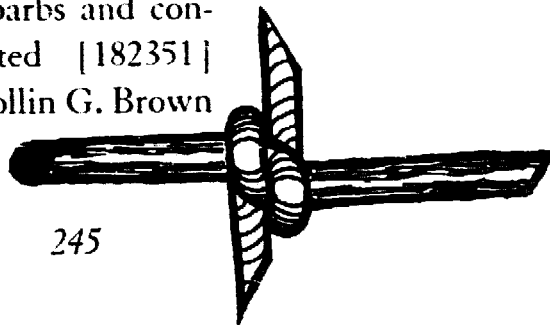
719 Crandal's Folding Wire, Wrap Variation

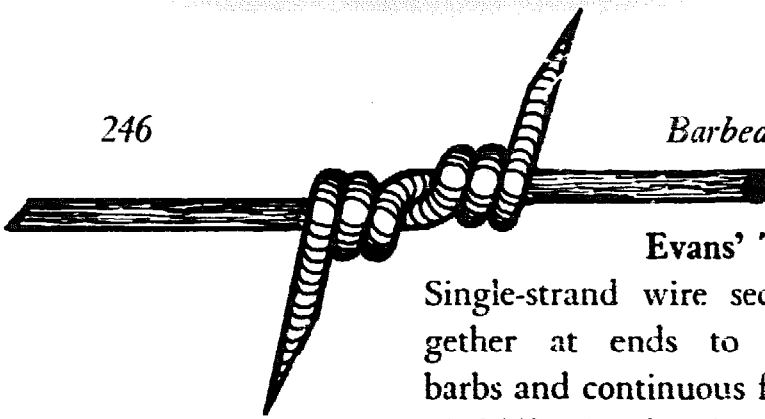
Single-wire sections folded and joined at ends to form barbs and continuous fencing. Variation of patent 174664.




720 Brown's Link

Single-strand wire sections gripping at ends to form two-point barbs and continuous fencing. Patented [182351] September 19, 1876, by Rollin G. Brown of DeWitt, Iowa.

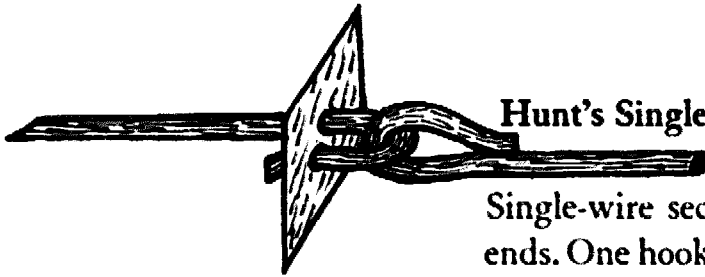


**Evans' Twist Grip 721**

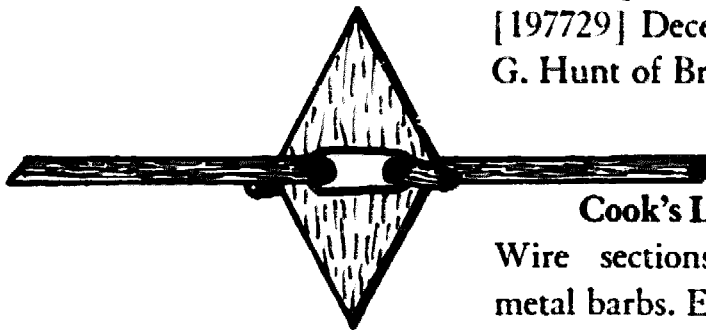
Single-strand wire sections joined together at ends to form two-point barbs and continuous fencing. Patented [183552] October 24, 1876, by Lemuel E. Evans of New York, N.Y.

**Hewitt's Twist 722**

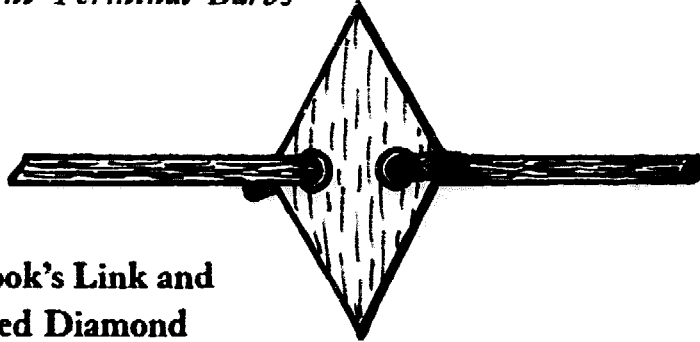
Single-strand wire looped and twisted to form barb body. Part of loop is cut away to form barb points. Patented [276039] April 17, 1883, by William Hewitt of Trenton, N.J.

Two-point Terminal Barbs: *Diamond Plate***Hunt's Single-plate Locked Link 723**

Single-wire sections hooked together at ends. One hook is locked with two-point, perforated sheet metal barb. The other is crimped or soldered. Patented [197729] December 4, 1877, by George G. Hunt of Bristol, Ill.

**Cook's Link and Slotted Diamond**


Wire sections with two-point sheet metal barbs. Ends of wire sections hook in barb slots to form continuous single-strand fencing. Patented [265025] September 26, 1882, by Joseph T. Cook of Chicago, Ill.



725 Cook's Link and Perforated Diamond

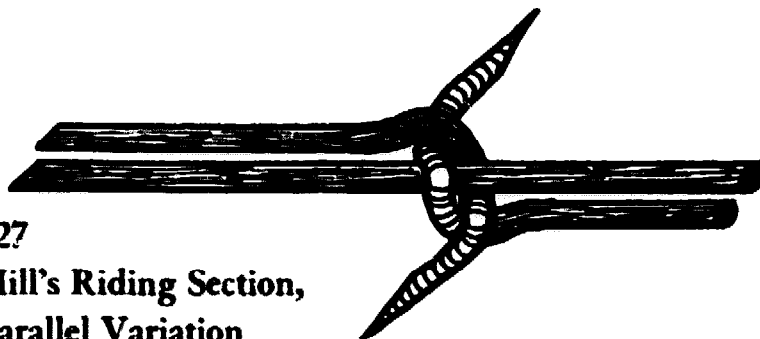
Wire sections with two-point sheet metal barbs. Ends of wire sections hook in holes in barbs to form continuous single-strand fencing. Patented [265025] September 20, 1882, by Joseph T. Cook of Chicago, Ill.

Two-point Terminal Barbs: Hook



726 Hill's Riding Section


Single-strand wire with riding wire sections linked together at ends to form two-point barbs. Patented [182928] October 3, 1876, by Peter P. Hill of Alto, Ill.



727

Hill's Riding Section, Parallel Variation

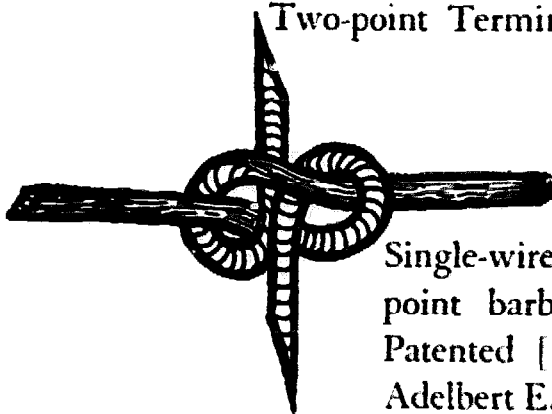
Single-strand wire with riding wire sections linked together at ends to form two-point barbs. Links are parallel to strand. Variation of patent 182928.



728

Sherman's Linked Rods

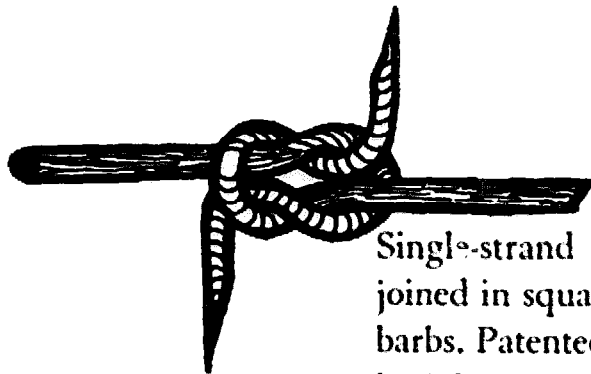
Wire sections joined at ends to form two-point barbs and continuous fencing. Barbs disconnect for storage or transportation. Patented [221427] November 11, 1879, by Charles A. Sherman of Boonesborough, Iowa.

Two-point Terminal Barbs: Tie

729

**Bronson's Link,
One Strand**

Single-wire sections joined to form two-point barbs and continuous fencing. Patented [189994] April 24, 1877, by Adelbert E. Bronson of Chicago, Ill.



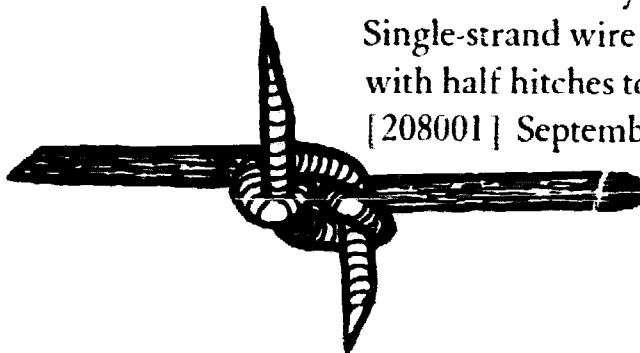
730

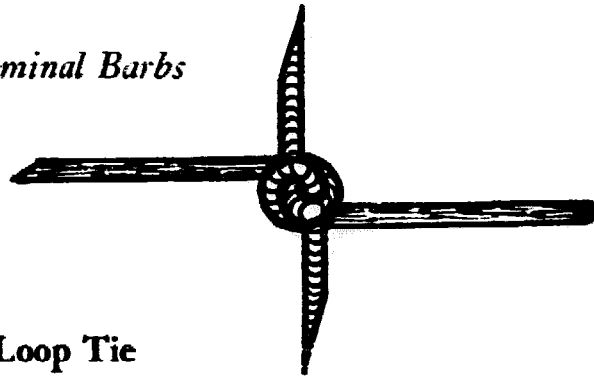
Steward's Square Knot

Single-strand wire sections with ends joined in square knot to form two-point barbs. Patented [191263] May 29, 1877, by John F. Steward of Plano, Ill.

Tysdal's Hitch Tie 731

Single-strand wire sections joined at ends with half hitches to form barbs. Patented [208001] September 10, 1878, by Knud Tysdal of Lee, Ill.

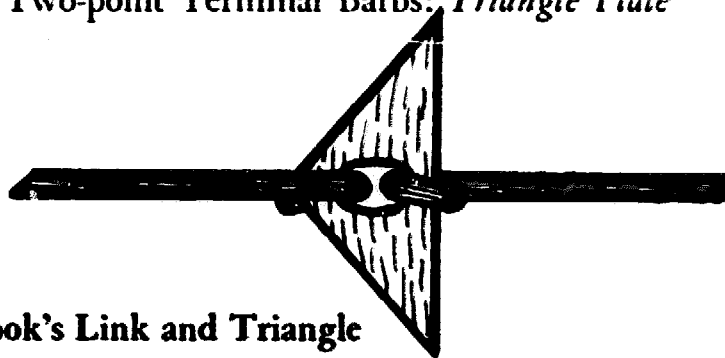




732 Tysdal's Loop Tie

Single-strand wire sections joined at ends with loops to form barbs. Patented [208001] September 10, 1878, by Knud Tysdal of Lec, Ill.

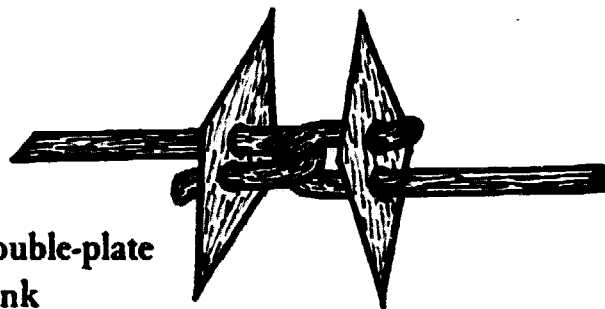
Two-point Terminal Barbs: *Triangle Plate*



733 Cook's Link and Triangle

Wire sections with two-point sheet metal barbs. Ends of wire sections hook in barb slots to form continuous single-strand fencing. Patented [265025] September 26, 1882, by Joseph T. Cook of Chicago, Ill.


Four-point Terminal Barbs: *Diamond Plate*




734

**Hunt's Double-plate
Locked Link**

Single-wire sections hooked together at ends and locked with two perforated, diamond-shaped sheet metal barbs. Patented [197729] December 4, 1877, by George G. Hunt of Bristol, Ill.

Four-point Terminal Barbs: *Split Wire***Sherman's Split Links 735**

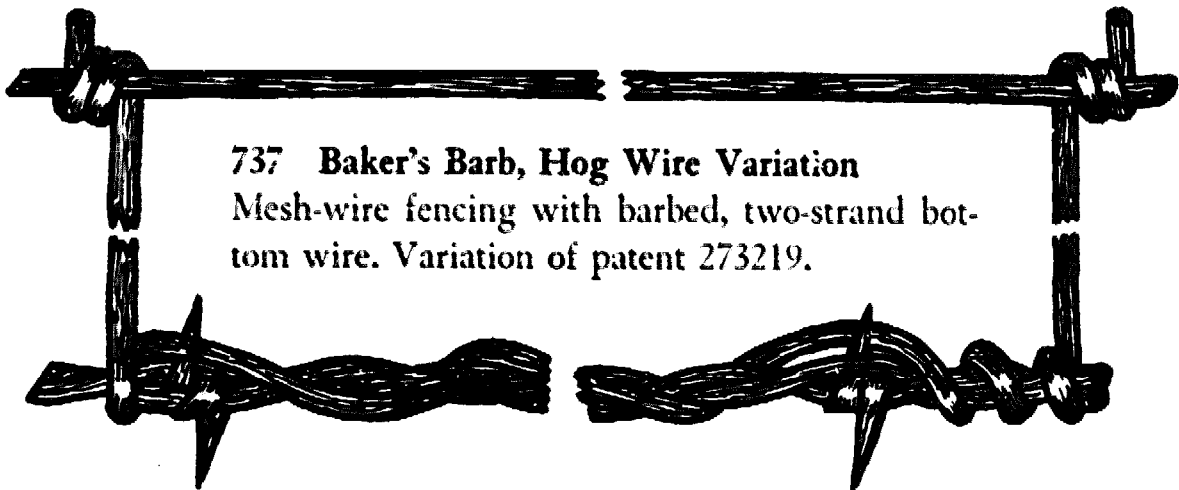
Wire sections joined at ends to form four-point barbs and continuous fencing. Links disconnect for storage or transportation. Patented [221427] November 11, 1879, by Charles A. Sherman of Boonesborough, Iowa.

Four-point Terminal Barbs: *Vee Plate***Cook's Fin 736**

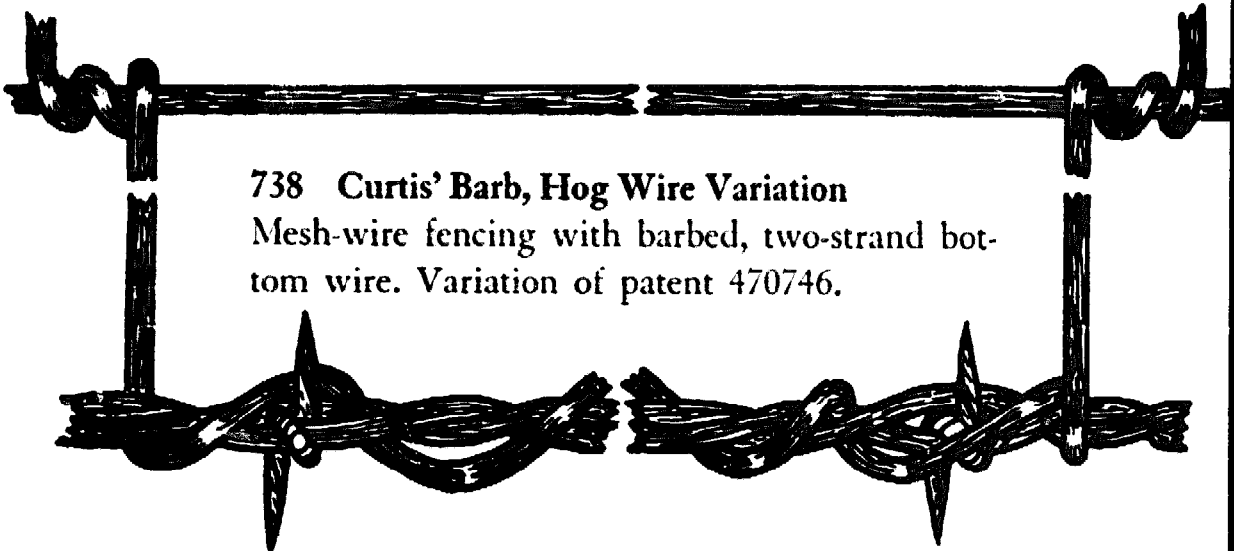
Wire sections with two-point sheet metal barbs. Ends of wire sections hook in holes in barbs to form continuous single-strand fencing. Patented [265025] September 26, 1882, by Joseph T. Cook of Chicago, Ill.

BARBED WIRE: MESH

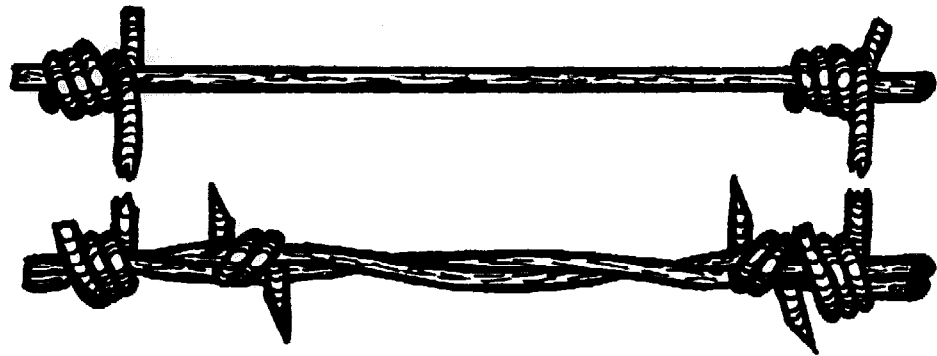
Two-point Wire Barbs: *Single Turn*




737 Baker's Barb, Hog Wire Variation
Mesh-wire fencing with barbed, two-strand bottom wire. Variation of patent 273219.



738 Curtis' Barb, Hog Wire Variation
Mesh-wire fencing with barbed, two-strand bottom wire. Variation of patent 470746.


Two-point Wire Barbs: *Coil***Glidden's Barb, Hog Wire Variation 739**

Mesh hog wire with barbed-wire reinforcement at the base.
Variation of patent 157124.

Two-point Wire Barbs: *Loop Locked***Evans' Barbed Mesh 740**


Hexagonal wire mesh with interlocking wire barb. Patented
[255728] March 28, 1882, by Lemuel E. Evans of East Orange,
N.J.

Two-point Wire Barbs: Spreader




741 Decker's Barbed Mesh

Horizontal wire strands with barbed vertical wire sections.
Patented [186716] January 30, 1877, by Alexander C. Decker
of Bushnell, Ill.




742 Decker's Barbed Mesh with Double-strand Bottom Wire

Horizontal wire strands with barbed vertical wire sections.
Patented [186716] January 30, 1877, by Alexander C. Decker
of Bushnell, Ill.


Four-point Wire Barbs: *Coil*

Glidden's Coils, Mesh-wire Variation 743
 Mesh wire with four-point wire barbs. Barbs mounted at intersections join the wire panels. Variation of reissue patent 6914.

Four-point Wire Barbs: *Swinging*

Pearson's Four-point Swinging Barb 744
 Mesh wire with four-point wire barbs strung horizontally along the middle strand. Patented [403774] May 21, 1889, by Alfred N. Pearson of Northcote, British Colony of Victoria.


Multi-point Wire Barbs: Swinging



745 Pearson's Multi-point Swinging Barb

Mesh wire with eight-point wire barbs strung horizontally along the middle strand. Patented [403774] May 21, 1889, by Alfred N. Pearson of Northcote, British Colony of Victoria.

Four-point Sheet Metal Barbs: Star




746 Weaver's Barbed-mesh Fencing

Mesh wire with four-point star barb. Barb is placed in fencing with face either horizontal, vertical, or in combination. Patented [220740] October 21, 1879, by James H. Weaver of Chicago, Ill.


BARBED WIRE: INTERLACED FENCE STRANDS

Two-point Wire Barbs: *Hook*



Bestor's Wrapped Strands 747

Four-wire fencing of single strands with wire wraps and loops. Loops are joined with two-point wire barbs. Patented [197757] December 4, 1877, by Francis L. Bestor of Oskaloosa, Iowa.




Pearson's Two-point Swinging Barb 748

Mesh wire with two-point wire barbs. Wire is designed for

either barrier or trap fencing. Patented [403774] May 21, 1889, by Alfred N. Pearson of Northcote, British Colony of Victoria.

Two-point Wire Barbs: Spreader



749 Bestor's Tied Strands

Four-wire fencing of single strands with interlocking wire loops. Ends of loops wrap around strands and form barbs. Patented [197757] December 4, 1877, by Francis L. Bestor of Oskaloosa, Iowa.

Section II. *Metallic Strip Fencing*

Metallic strip fencing was as well suited to the prairies and plains of the western states as was wire fencing. Like that of wire fencing, its supply was unlimited; however, it could be produced from sheet metal more cheaply than fencing made from wire. Its designs were as simple and effective as barbed wire in pricking the skin of men, tearing the flesh of cattle and horses, or pulling the wool of sheep. It was also easy to install and easy to move, and it could be repaired or rebuilt readily when damaged.

Barbs and strips could be stamped or cut in one piece, or the barbs could be mounted separately. Although one strip appeared adequate, occasionally a wire or another strip was added to give it greater strength. Usually made of light gauge sheet metal, strip fencing was flexible, strong, and capable of maintaining its tautness during hot or cold weather. The inventors of metallic strip fencing maintained that it was ornamental and more visible to livestock.

Well-known inventors who exploited this type of fencing were Thomas V. Allis, Jacob and Warren M. Brinkerhoff, William E. Brock, and Franklin D. Ford.


BARBLESS STRIPS

Flat Strips: *Plain*



750 Metallic Fencing Strip


Sheet metal fencing. Metal strip remains in a flat position when installed in a fence.



751 Metallic Fencing Strip

Sheet metal fencing. Metal strip remains in a flat position when installed in a fence.

Flat Strips: *Ribbed*



752 Ribbed Metallic Fencing Strip


Sheet metal fencing. Reinforcing ribs run down edges and center on one side of strip. Other side is flat.



Woodard's Teardrop-edge Fencing Strip 753

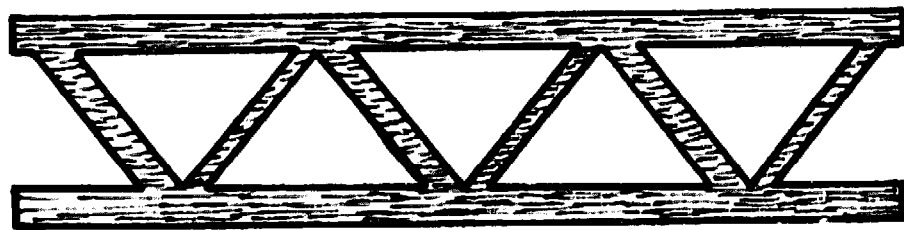
Sheet metal strip with teardrop beading along edges. Patented [462887] November 10, 1891, by Alonzo B. Woodard of Hornellsville, N.Y.

Flat Strips: Panel



Kilmer's Window Strip 754

Ornamental sheet metal strip with triangular openings. Patented [317799] May 12, 1885, by Irving A. and Melvin D. Kilmer of Schenectady, N.Y.



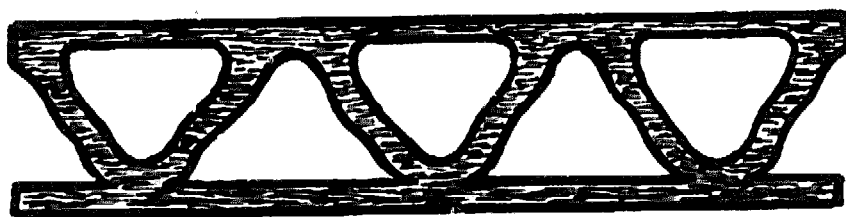
Kilmer's Window Strip, Small-leg Variation 755

Ornamental sheet metal strip with triangular openings. Variation of patent 317799.



756 Kilmer's Window Strip, Four-side Variation

Ornamental sheet metal strip with four-sided openings. Variation of patent 317799.



757 Kilmer's Window Strip, Bell-wire Variation

Ornamental sheet metal strip with bell-shaped openings. Variation of patent 317799.

Flat Strips: Wire Reinforced



758 Mann's Barbless Wire Strip Fencing

Combination grooved sheet metal strip and wire. Strip and wire are joined with sheet metal clips. Patented [266705] October 31, 1882, by Charles A. Mann of Buffalo, N.Y.

Flat Strips: *Undulating***Gregg's Snake Wire 759**


Single-strand undulating oval wire. Patented [441005] November 18, 1890, by Samuel H. Gregg of Crawfordsville, Ind.

Twist Strips: *Plain***Twisted Metallic Fencing Strip 760**

Twisted sheet metal fencing. Twist provides for expansion and contraction.

**Flat-twist Metallic Fencing Strip 761**

Sheet metal fencing. Strip has alternating flat and twisted sections.

**Twisted Metallic Fencing Strip 762**

Twisted sheet metal fencing. Twist provides for expansion and contraction.

Twist Strips: Center Core



763 Center-core Metallic Fencing Strip

Twisted sheet metal fencing. Strip has center core for reinforcement. Twist provides for expansion and contraction.



764 Square-ribbed Metallic Strip

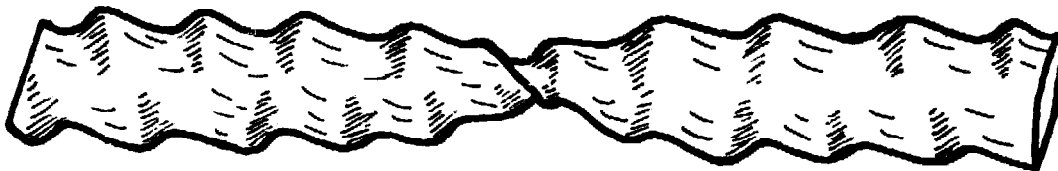
Sheet metal fencing strip with a square reinforcing rib through the center.

Corrugated Strips: Plain



765 Fluted Ribbon Wire

Corrugated sheet metal fencing strip. Strip is reinforced with three longitudinal flutes.



766 Massey's Swaged Rail

Twisted oval-shaped metal strip with swaged sharpened edges. Patented [261619] July 25, 1882, by Ward E. Massey of Dubuque, Iowa.



Woodard's Diagonally-corrugated Fencing Strip 767

Corrugated sheet metal fencing strip. Patented [462887] November 10, 1891, by Alonzo B. Woodard of Hornellsville, N.Y.



Woodard's Ripple-corrugated Fencing Strip 768

Corrugated sheet metal fencing strip. Patented [462887] November 10, 1891, by Alonzo B. Woodard of Hornellsville, N.Y.



Allis' Ripple Strip 769

Corrugated sheet metal strip with circular-cut edges. Slit across notch reduces break tendency. Patented [486173] November 15, 1892, by Thomas V. Allis of New York, N.Y.

Corrugated Strips: Ribbed




770 Woodard's Diagonally-corrugated, Bead-edge Fencing Strip

Corrugated sheet metal strip with beaded edges. Patented [462887] November 10, 1891, by Alonzo B. Woodard of Hornellsville, N.Y.



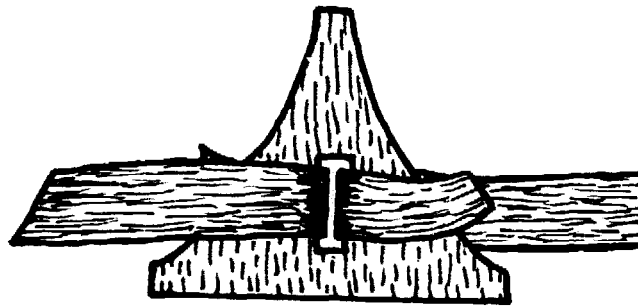
771 Woodard's Diagonally-corrugated, Teardrop-edge Fencing Strip

Corrugated sheet metal strips with teardrop beading along edges. Patented [462887] November 10, 1891, by Alonzo B. Woodard of Hornellsville, N.Y.



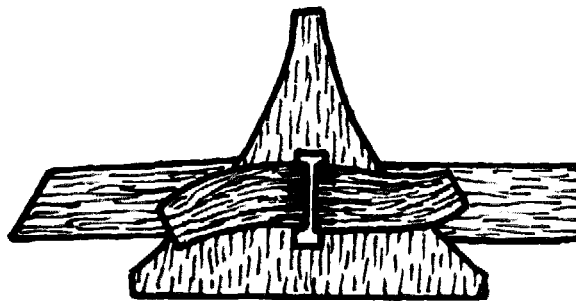
772 Perkins' Crimp-edge Metallic Strip

Sheet metal strip with crimped and folded edges. Strip is perforated down the center. Patented [478170] July 5, 1892, by Richard B. Perkins of Hornellsville, N.Y.

Sectional Strips: Plate Locked

773

Milligan's Scrap Metal Fencing, Front and Back Clinch
 Metal straps hooked through opening in three-point metal plate to form continuous cable. Patented [268264] November 28, 1882, by John C. Milligan of Brooklyn, N.Y.



774


Milligan's Scrap Metal Fencing, Front Clinch
 Metal straps hooked through opening in three-point metal plate to form continuous cable. Patented [268264] November 28, 1882, by John C. Milligan of Brooklyn, N.Y.



775


Milligan's Scrap Metal Fencing, Double Tension-locked
 Metal straps hooked through opening in three-point metal

plate to form continuous cable. Ends of plate fold to keep cable from parting. Patented [268264] November 28, 1882, by John C. Milligan of Brooklyn, N.Y.



776 Milligan's Scrap Metal Fencing, Tension-locked

Metal straps hooked through opening in three-point metal plate to form continuous cable. Large end of plate is folded to keep cable from parting. Patented [268264] November 28, 1882, by John C. Milligan of Brooklyn, N.Y.

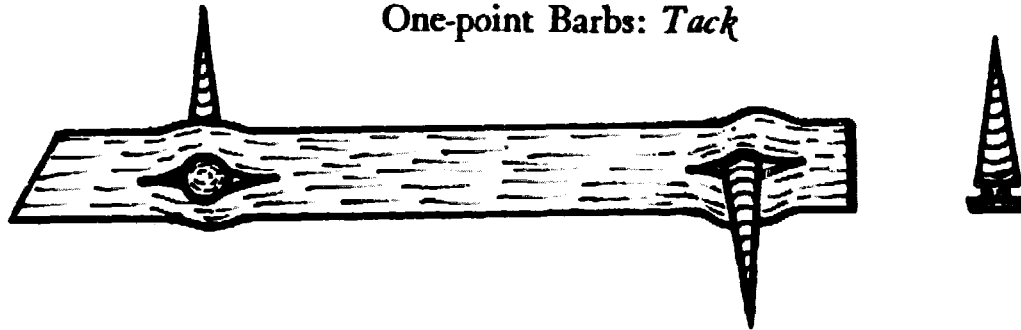


777 Brock's Sectional Metallic Strip

Sheet metal strips joined to form continuous fencing. Ends of strip are notched and washer-locked. Patented [344077] June 22, 1886, by Adeline Brock of Dunnellen, N.J.


BARB-MOUNTED STRIPS

One-point Barbs: *Tack*



Kelly's Tack Ribbon 778

Sheet metal strip and tack barbs. Strip is slit at intervals to receive tacks. Patented [84062] November 17, 1868, by Michael Kelly of New York, N.Y.



Baker's Tack Rail 779

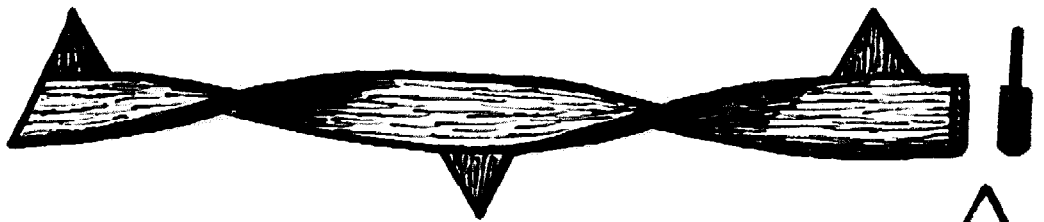
Folded sheet metal strip with tack barbs. Pressure along folded edges holds tacks in the channel. Patented [256535] April 18, 1882, by George C. Baker of Des Moines, Iowa.



Upham's Tack Strip 780

Sheet metal strip with tack barbs. Serrated edge of strip is folded over to hold tacks. Patented [272923] February 27, 1883, by Andrew J. Upham of Sycamore, Ill.

One-point Barbs: *Sprig*



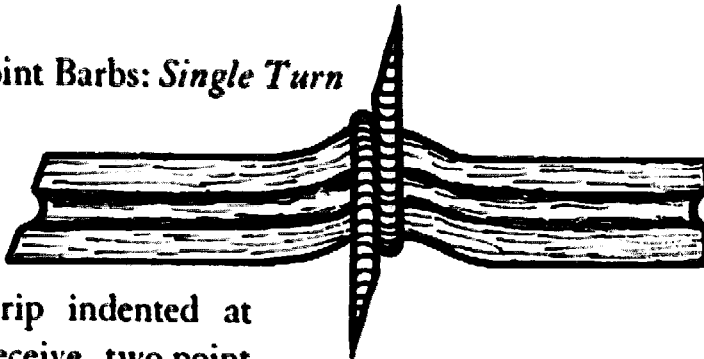
781 Brock's Folded Metallic Strip, Sprig Inserts
Folded and twisted sheet metal strip with triangular sheet metal barb inserts. Patented [305282] September 16, 1884, by William E. Brock of New York, N.Y.

Two-point Barbs: *Single Turn*

782

Mann's Fluted Ribbon

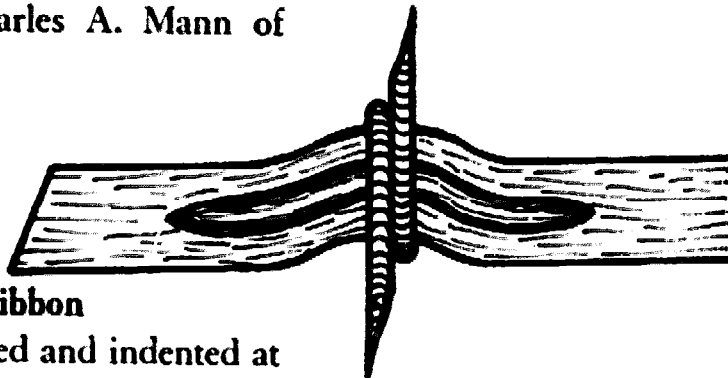
Fluted sheet metal strip indented at regular intervals to receive two-point wire barbs. Patented [284218] September 4, 1883, by Charles A. Mann of Buffalo, N.Y.

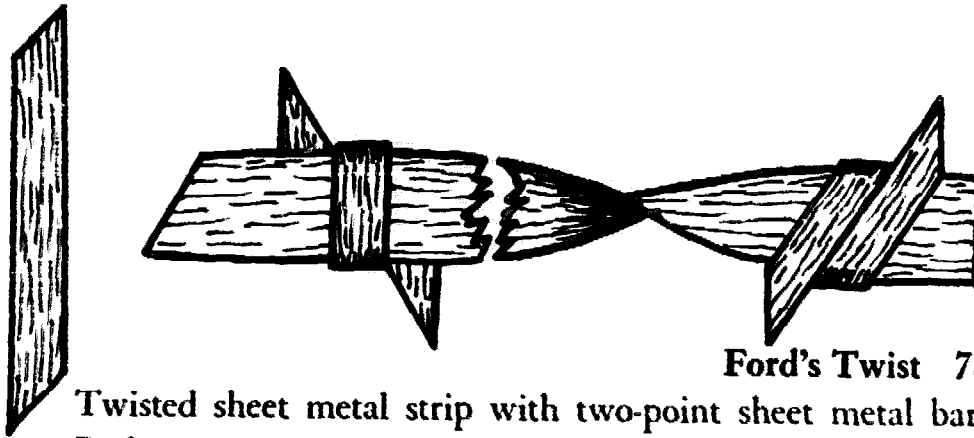


783


Mann's Semifluted Ribbon

Sheet metal strip fluted and indented at regular intervals to receive two-point wire barbs. Patented [284218] September 4, 1883, by Charles A. Mann of Buffalo, N.Y.




**Ford's Twist 784**


Twisted sheet metal strip with two-point sheet metal barb. Barb is wrapped around and crimped to strip. Patented [319807] June 9, 1885, by Franklin D. Ford of Providence, R.I.

**Ford's Ribbon and Recessed Barb 785**

Sheet metal strip with two-point sheet metal barb. Strip is depressed at intervals to hold barb in place. Patented [319807] June 9, 1885, by Franklin D. Ford of Providence, R.I.

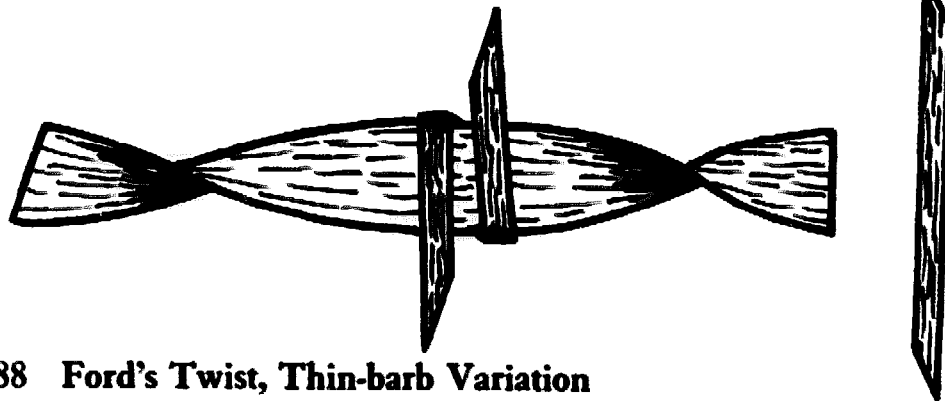
**Ford's Twist and Staggered Offset Barb 786**

Twisted sheet metal strip with two-point sheet metal barb. Barb is wrapped around and crimped to strip. Patented [319807] June 9, 1885, by Franklin D. Ford of Providence, R.I.



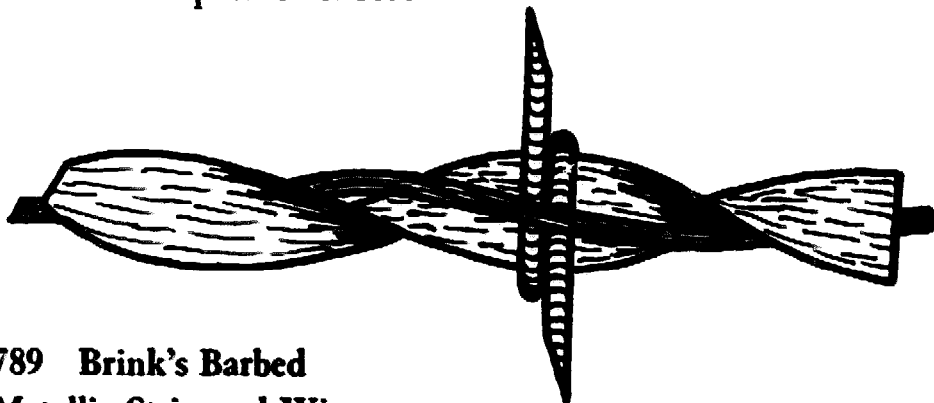
787 Ford's Twist and Offset Barb

Twisted sheet metal strip with two-point sheet metal barb. Barb is wrapped around and crimped to strip. Patented [319807] June 9, 1885, by Franklin D. Ford of Providence, R.I.



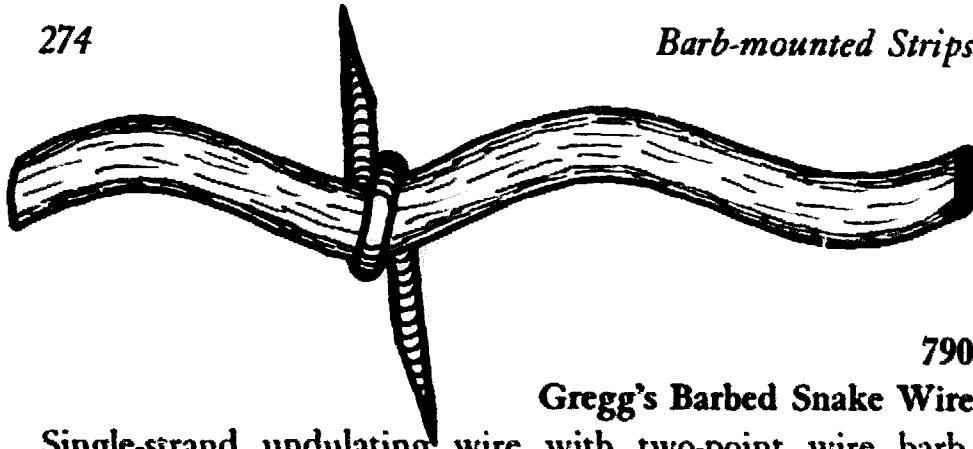
788 Ford's Twist, Thin-barb Variation

Twisted sheet metal strip with two-point sheet metal barb. Narrow barb strip is wrapped around and crimped to strip. Variation of patent 319807.



**789 Brink's Barbed
Metallic Strip and Wire**

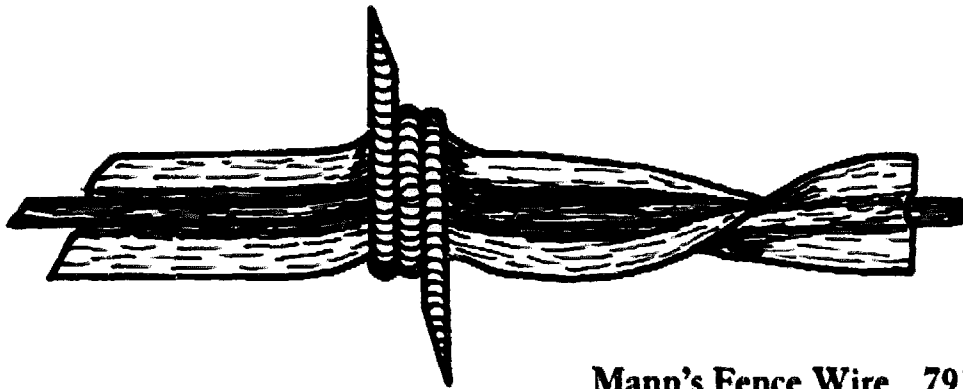
Wire and metallic strip fencing with two-point wire barb. Barb is mounted on the metallic strip. Patented [324221] August 11, 1885, by John J. Brinkerhoff of Auburn, N.Y.




790

Gregg's Barbed Snake Wire

Single-strand undulating wire with two-point wire barb. Patented [441005] November 18, 1890, by Samuel H. Gregg of Crawfordsville, Ind.

Two-point Barbs: Coil**Mann's Fence Wire 791**

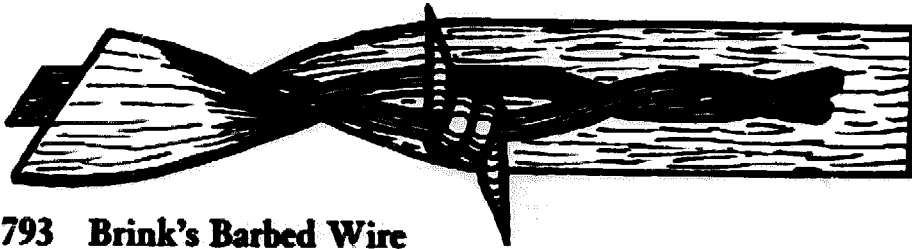
Combination grooved sheet metal strip. Fencing is bent at intervals to receive suitable type barb. Patented [266705] October 31, 1882, by Charles A. Mann of Buffalo, N.Y.



792

Brink's Barbed Wire and Metallic Strip


Wire and metallic strip fencing with two-point wire barb. Barb is mounted on the wire. Patented [324221] August 11, 1885, by John J. Brinkerhoff of Auburn, N.Y.



**793 Brink's Barbed Wire
and Metallic Strip, Double-strand Variation**

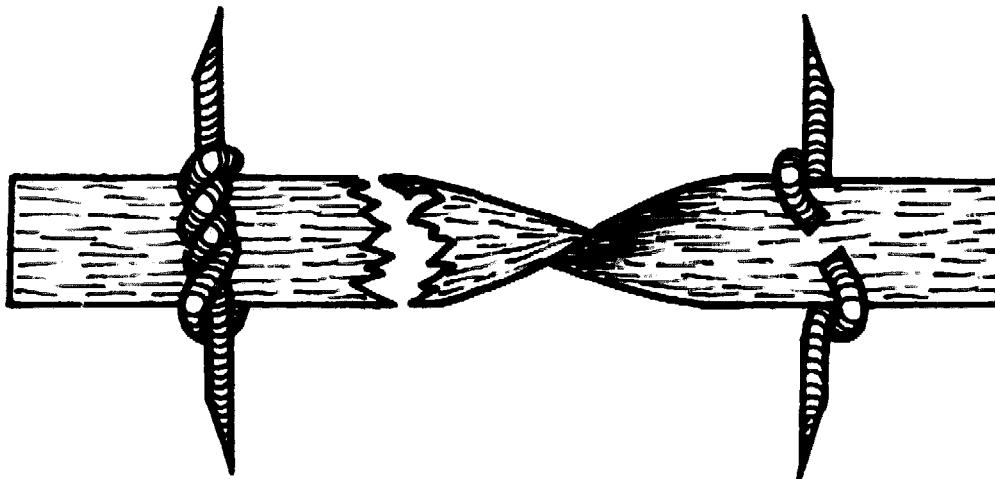
Two-strand wire and metallic strip with two-point wire barb.
Variation of patent 324221.

Two-point Barbs: Twist



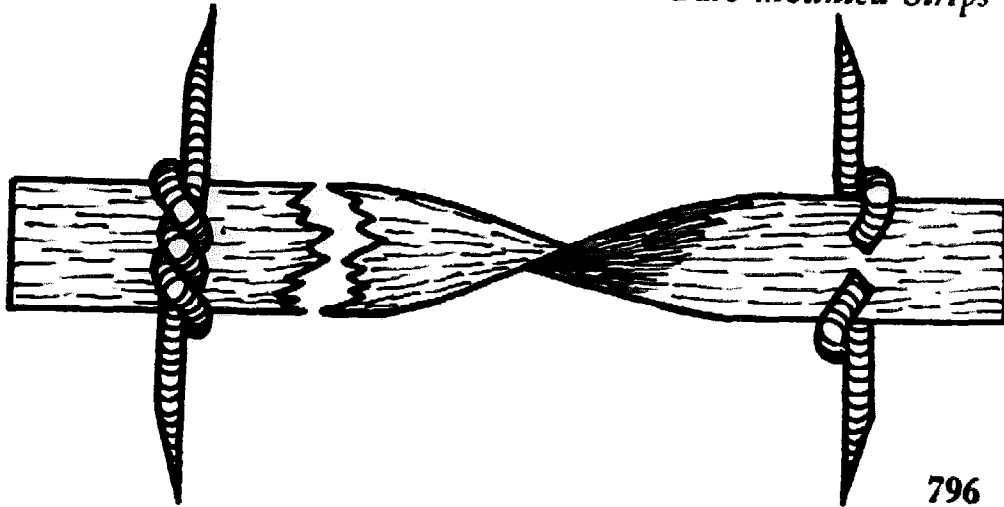
794 Nellis' Twist

Sheet metal strip with two-point wire barb. Two pieces of
wire are bent around strip and twisted to form barb. Patented
[191993] June 12, 1877, by Aaron J. Nellis of Pittsburgh, Pa.



795 Brink's Combination, Left-hand Barb Twist


Twisted sheet metal strip with two-point, twisted wire barb.
Patented [219143] September 2, 1879, by Jacob and Warren
M. Brinkerhoff of Auburn, N.Y.




796

Brink's Combination Ribbon, Right-hand Barb Twist

Twisted sheet metal strip with two-point, twisted wire barb. Patented [219143] September 2, 1879, by Jacob and Warren M. Brinkerhoff of Auburn, N.Y.



**Potts' Metallic Fencing 797**

Sheet metal strip with two-point wire barbs. Strip is notched to receive barbs. Patented [296060] April 1, 1884, by Albert Potts of Philadelphia, Pa.

**Trevitt-Mouck's Turnstile Two Point 798**

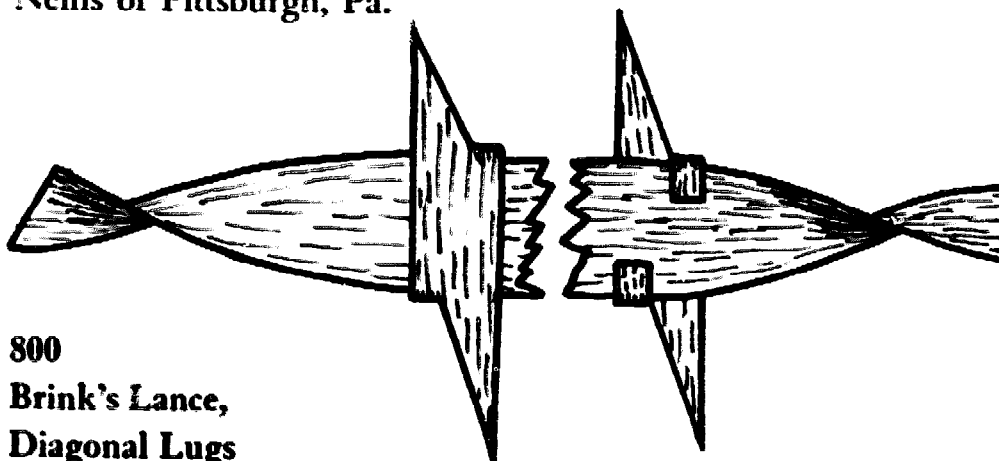
Sheet metal strip with two-point wire barb. Barb rotates in cage formed from slits cut in the strip. Patented [404879] June 11, 1889, by Constant S. Trevitt and Solomon F. Mouck of Lincoln, Nebr.

Two-point Barbs: Clip



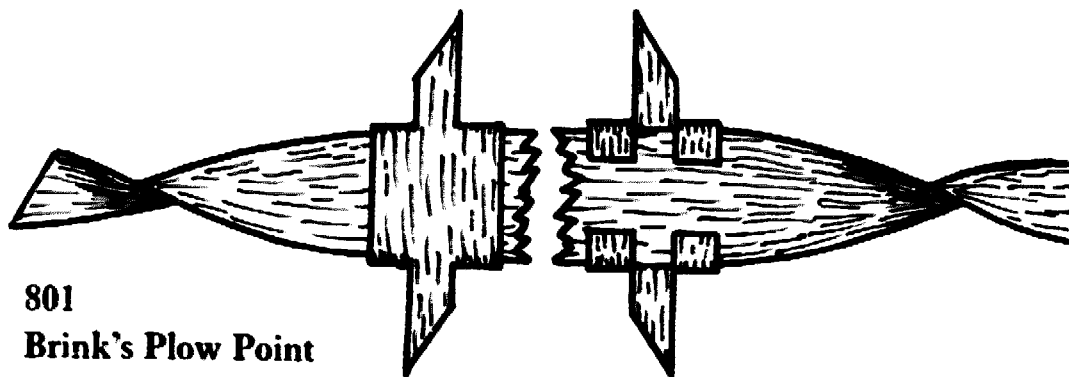
**799 Nellis' Rail
with Spring-clip Barb**

Metallic strip with spring-clip barbs mounted at intervals along one edge. Patented [191011] May 22, 1877, by Aaron J. Nellis of Pittsburgh, Pa.



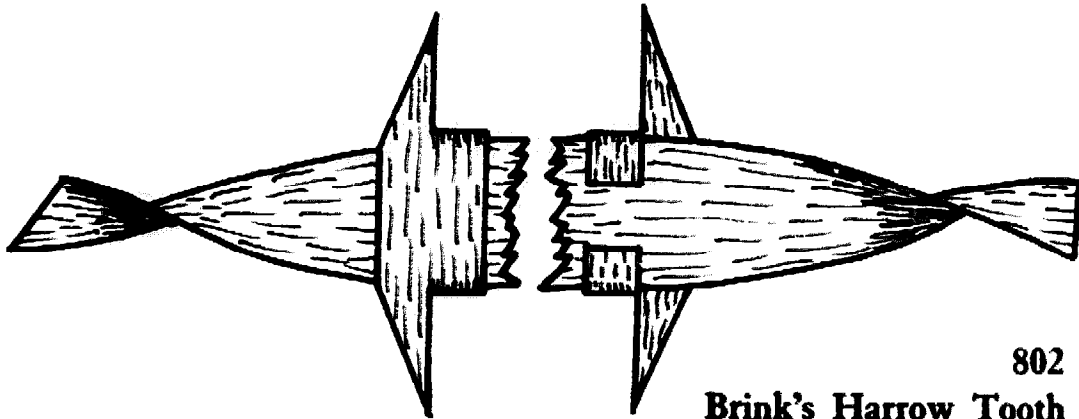
**800
Brink's Lance,
Diagonal Lugs**

Twisted sheet metal strip with two-point, clip-on sheet metal barb. Patented [214095] April 8, 1879, by Jacob Brinkerhoff of Auburn, N.Y.



**801
Brink's Plow Point**


Twisted sheet metal strip with two-point, clip-on sheet metal barb. Patented [214095] April 8, 1879, by Jacob Brinkerhoff of Auburn, N.Y.



802

Brink's Harrow Tooth

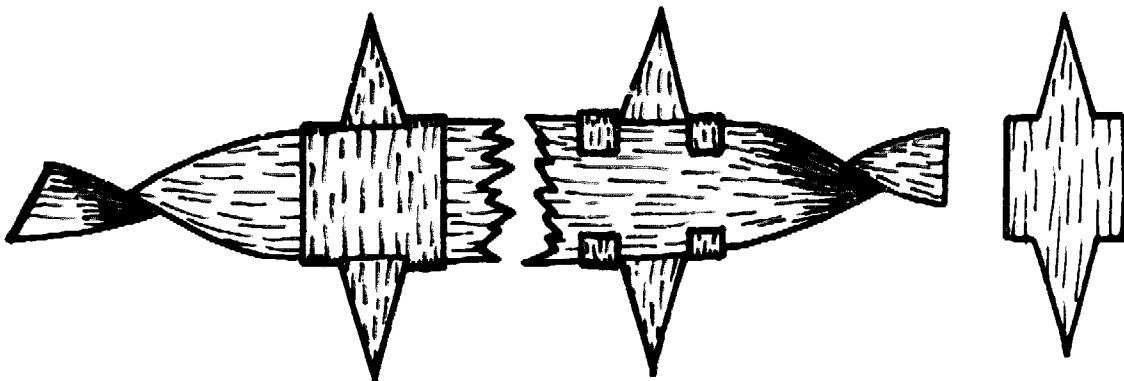
Twisted sheet metal strip with two-point, clip-on sheet metal barb. Patented [214095] April 8, 1879, by Jacob Brinkerhoff of Auburn, N.Y.



803

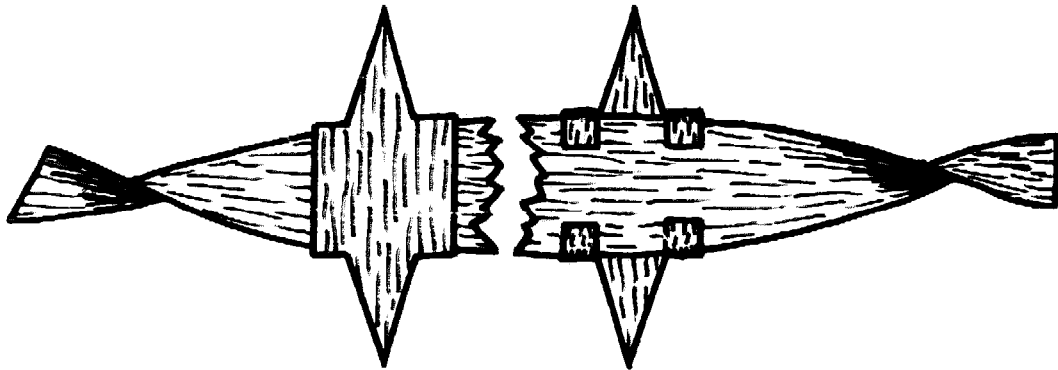
Brink's Slant Lock

Twisted sheet metal strip with two-point, clip-on sheet metal barb. Patented [214095] April 8, 1879, by Jacob Brinkerhoff of Auburn, N.Y.

**Brink's Buckle and Plate 804**

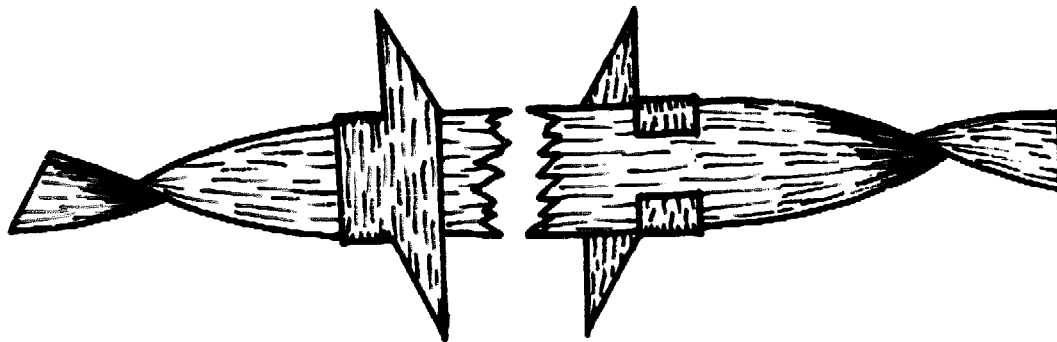
Twisted sheet metal strip with two-piece, two-point, clip-on sheet metal barb. Clamp with four lugs holds shouldered

plate to strip. Patented [214095] April 8, 1879, by Jacob Brinkerhoff of Auburn, N.Y.



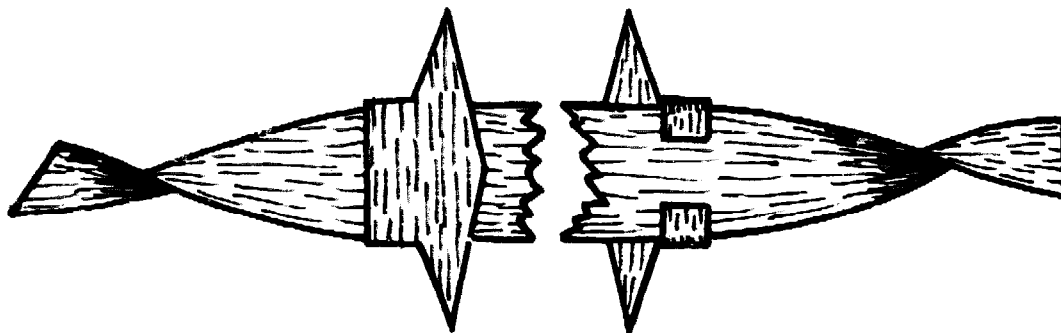
805 Brink's Buckle, One-piece Variation

Twisted sheet metal strip with two-point, clip-on sheet metal barb. Variation of patent 214095.



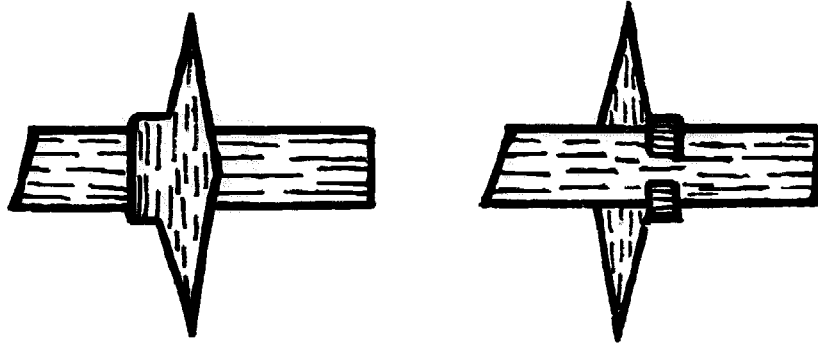
806 Brink's Lance, Opposed-lugs Variation

Twisted sheet metal strip with two-point, clip-on sheet metal barb. Variation of patent 214095.




807 Brink's Buckle, Two-lug Variation

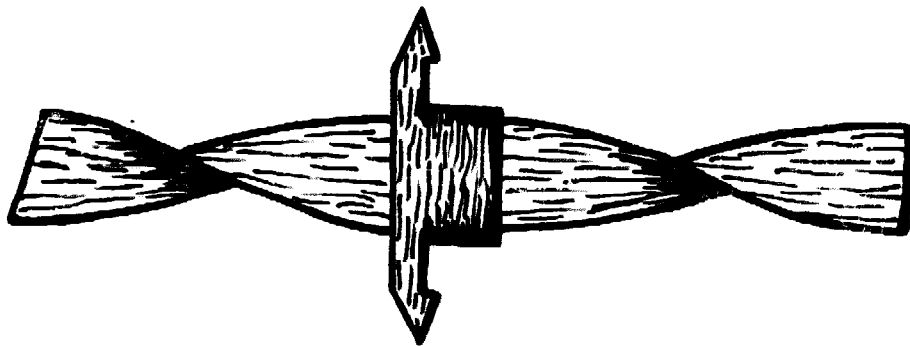
Twisted sheet metal strip with two-point, clip-on sheet metal barb. Variation of patent 214095.



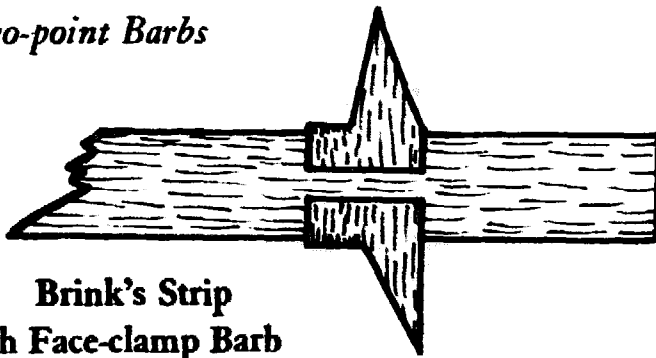
Brink's Buckle, Two-lug, Flat-strip Variation 808
 Flat sheet metal strip with two-point, clip-on sheet metal barb.
 Variation of patent 214095.



Brink's Buckle, Saber Variation 809
 Flat sheet metal strip with two-point, clip-on sheet metal
 barb. Variation of patent 214095.

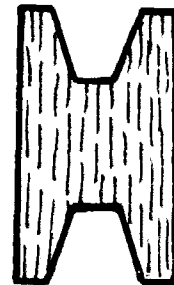
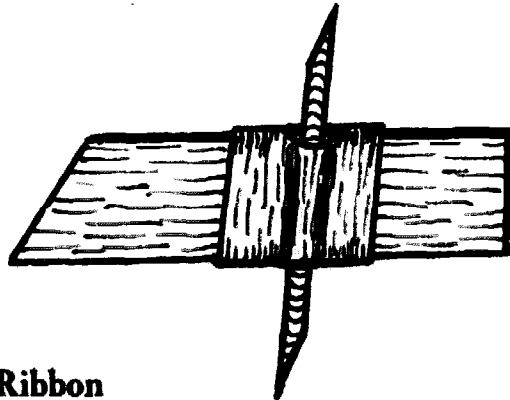


Brink's Harrow Tooth, Hook Variation 810
 Twisted sheet metal strip with two-point, clamp-on sheet
 metal barb. Variation of patent 214095.



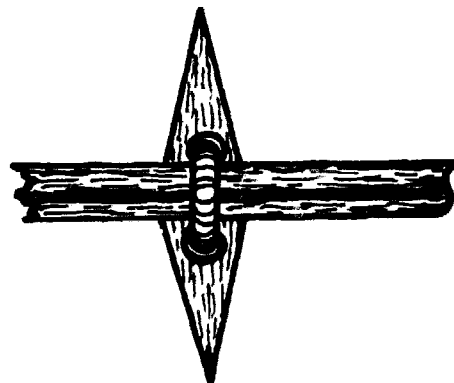

**811 Brink's Strip
with Face-clamp Barb**

Sheet metal strip with two-point, clamp-on sheet metal barb. Patented [241601] May 17, 1881, by Jacob and Warren M. Brinkerhoff of Auburn, N.Y.




**812
Elsey's Ribbon**

Sheet metal strip with two-point wire barb. Sheet metal plate clipped to strip holds barb in place. Patented [265223] September 26, 1882, by George Elsey of Springfield, Mass.



813 Devendorf's Diamond Plate


S-shaped sheet metal strip with two-point sheet metal barb. Perforated barb is held in position with wire clip. Patented [272534] February 20, 1883, by Henry A. Devendorf of Port Jackson, N.Y.

**Scutt's Ribbed Rail 814**

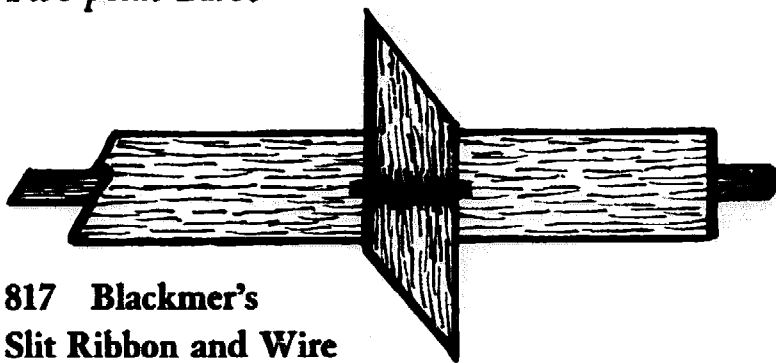
Ribbed sheet metal strip with two-point metal barb. Barb is pressed on metal strip. Patented [287059] October 23, 1883, by Hiram B. Scutt of Joliet, Ill.

**Scutt's Center-core Rail 815**

Center-core, reinforced sheet metal strip with two-point metal barb. Barb is pressed on metal strip. Variation of patent 287059.

**Upham's Clip and Barb 816**

Sheet metal strip with two-point wire barb and clip. Perforated clip is crimped around barb and strip when mounted. Patented [301187] July 1, 1884, by Andrew J. Upham of Sycamore, Ill.



**817 Blackmer's
Slit Ribbon and Wire**

Single-wire strand and metallic strip joined by two-point sheet metal barb. Barb passes around the wire and through slot in strip. Spread points hold the barb in place. Patented [305277] September 16, 1884, by Francis A. Blackmer of Springfield, Mass.




818 Blackmer's Strip and Front Reinforcing Wire

Sheet metal strip with two-point, clip-on sheet metal barb. One lug on each barb grips both reinforcing wire and edge of strip. Patented [307005] October 21, 1884, by Francis A. Blackmer of Springfield, Mass.




819 Blackmer's Strip and Back Reinforcing Wire


Sheet metal strip with two-point, clip-on sheet metal barb. One lug on each barb grips both reinforcing wire and edge of strip. Patented [307005] October 21, 1884, by Francis A. Blackmer of Springfield, Mass.

Two-point Barbs: *Insert***Kelly's Ribbon and Wire Insert 820**

Sheet metal strip with two-point wire barb. Strip is slit at regular intervals to receive barbs. Patented [84062] November 17, 1868, by Michael Kelly of New York, N.Y.

**Kelly's Ribbon and Pin Insert 821**


Sheet metal strip with two-point pin barbs. Strip is slit at intervals to receive barbs. Patented [84062] November 17, 1868, by Michael Kelly of New York, N.Y.



822


Kelly's Ribbon, Sheet Metal Barb Insert Variation

Sheet metal strip with two-point sheet metal barbs. Strip is slit to receive barbs. Variation of patent 84062.




823 Watkins-Scutt's Rail

Half-round metal strip with two-point wire barb. Barb is inserted through hole in strip. Patented [163955] June 1, 1875, by William Watkins and Hiram B. Scutt of Joliet, Ill.




824 Gilman's Fence Bar

Sheet metal strip with two-point wire barbs. Strip is slit to receive barb inserts. Patented [182817] October 3, 1876, by William H. Gilman of Belvidere, Ill.

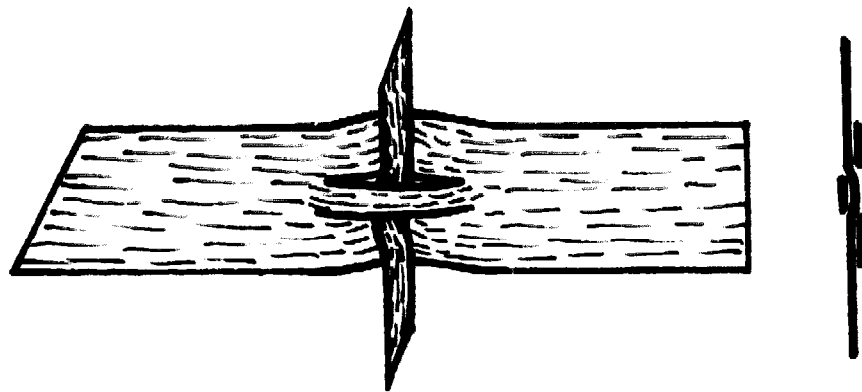


825 Judson's Metallic Strip


Perforated sheet metal strip with two-point wire barb inserts. Patented [191348] May 29, 1877, by Lyman P. Judson of E. New Market, Md.

**Betts' Ribbon and Diamond 826**

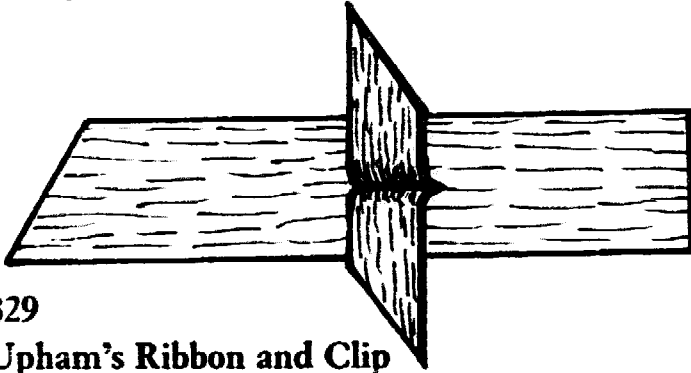
Slotted sheet metal strip with sheet metal insert barbs. Twist in barb on each side of strip holds it in place. Patented [199018] January 8, 1878, by Lewis F. Betts of Chicago, Ill.

**Upham's Ribbon and Insert 827**

Sheet metal strip with narrow sheet metal barb. Slits are cut in strip to receive barbs. Patented [255399] March 21, 1882, by Andrew J. Upham of Sterling, Ill.

**Harris' Ribbon 828**


Sheet metal strip with two-point wire barb. Barb loops through slot cut in the metal strip. Patented [258914] June 6, 1882, by William M. Harris of Menlo, Iowa.



829

Upham's Ribbon and Clip

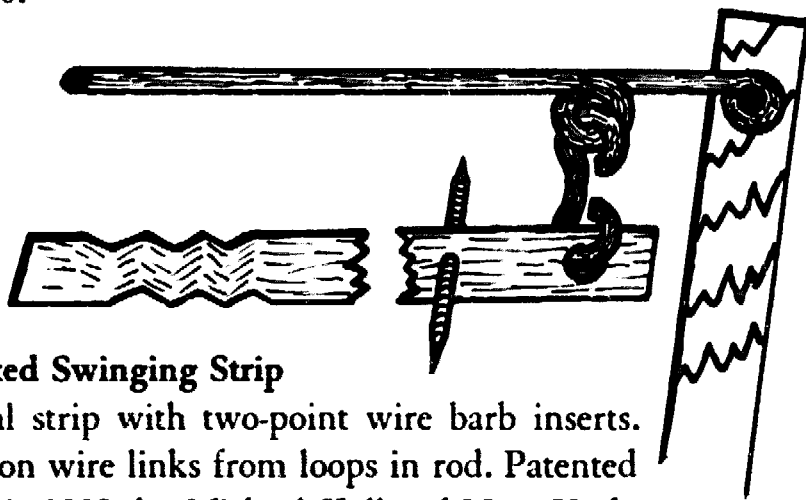
Sheet metal strip with two-point sheet metal barb. Folded barb is inserted through slit in strip and pressed in position. Patented [280100] June 28, 1883, by Andrew J. Upham of Sterling, Ill.



830

Upham's Ribbon and Fastener, Wire Reinforced


Sheet metal strip with two-point sheet metal barb. Strip is slit to receive barbs. Barbs hold strip and wire together. Variation of patent 280100.



831


Kelly's Rod-supported Swinging Strip

Rippled sheet metal strip with two-point wire barb inserts. Strip swings freely on wire links from loops in rod. Patented [283614] August 21, 1883, by Michael Kelly of New York, N.Y.




Upham's Slit Ribbon and Barb Insert 832

Sheet metal strip with two-point sheet metal barb. Barb passes through slot and around edges of the strip. Patented [305354] September 16, 1884, by Andrew J. Upham of Sterling, Ill.



Blackmer's Double Strip and Wire Barb Lock 833

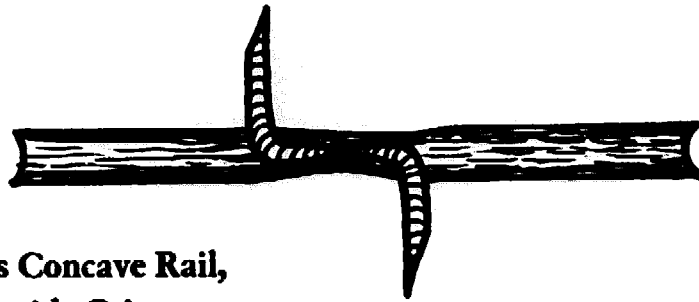
Sheet metal main strip and perforated reinforcing strip with two-point wire barb. Barb. passes around main strip and through holes in the reinforcing strip. Patented [307005] October 21, 1884, by Francis A. Blackmer of Springfield, Mass.



Burtis' Ribbon 834

Sheet metal strip with sheet metal barb inserts. Strip is slit at regular intervals to receive barbs. Patented [309924] December 30, 1884, by William Burtis of New Egypt, N.J.

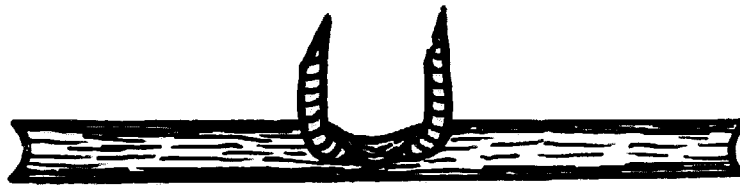
Two-point Barbs: Crimp Locked



835


**Haish's Concave Rail,
Double-side Crimp**

Concave sheet metal strip with wire barb. Sides of strip are crimped against body of barb. Patented [332393] December 15, 1885, by Jacob Haish of De Kalb, Ill.



836 Haish's Concave Rail, Parallel Barb Points


Concave sheet metal strip with wire barb. One side of strip crimps over the body of the barb. Patented [332393] December 15, 1885, by Jacob Haish of De Kalb, Ill.




837

**Haish's Concave Rail,
Single-side Crimp**

Concave sheet metal strip with wire barb. One side of strip crimps over the body of the barb. Patented [332393] December 15, 1885, by Jacob Haish of De Kalb, Ill.


Four-point Barbs: *Twist***Trevitt-Mouck's Turnstile Twist 838**

Sheet metal strip with four-point wire barb. Barb rotates in cage formed from slits cut in the strip. Patented [404879] June 11, 1889, by Constant S. Trevitt and Solomon F. Mouck of Lincoln, Nebr.

**Trevitt-Mouck's Turnstile Wrap 839**

Sheet metal strip with four-point wire barb. Barb rotates in cage formed from slits cut in the strip. Patented [404879] June 11, 1889, by Constant S. Trevitt and Solomon F. Mouck of Lincoln, Nebr.

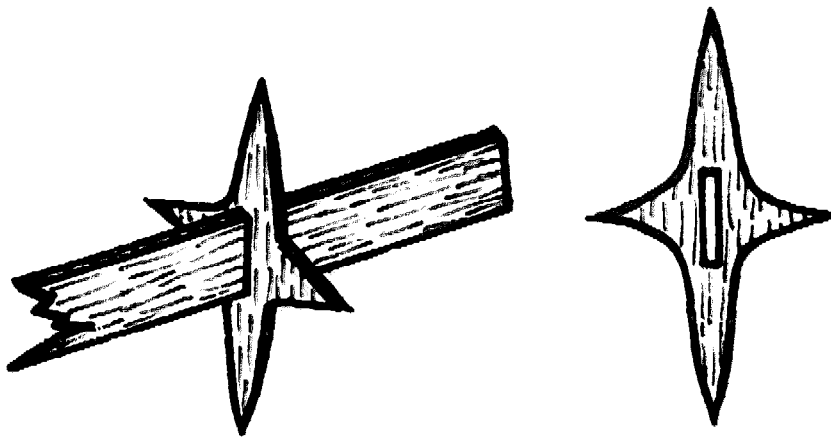
Four-point Barbs: *Clip*



840 Mouck's Three-to-one Barb, Metallic Strip

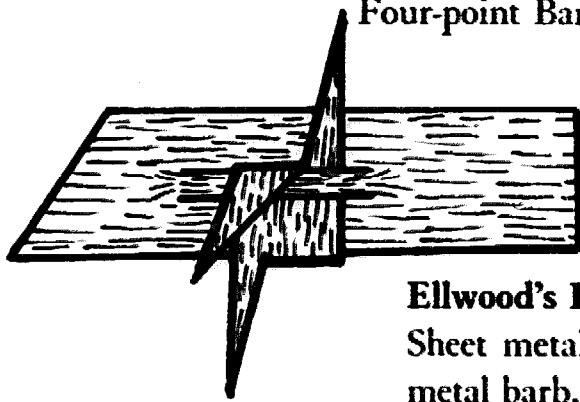
Sheet metal strip with four-point wire barb. Barb is held in place with clip-on sheet metal plate. Patented [507088] October 17, 1893, by Solomon F. Mouck of Denver, Colo.

Four-point Barbs: *Rider*



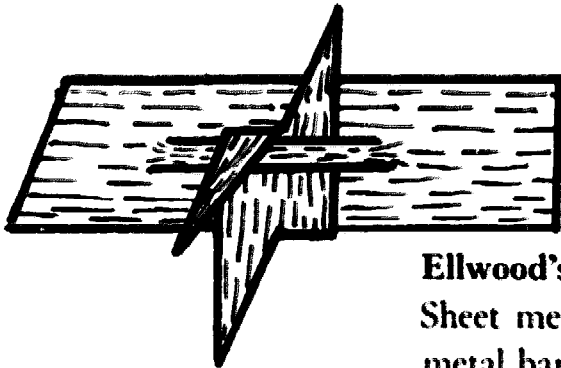
841 Ford's Elongated Star

Sheet metal strip with four-point, perforated sheet metal barb. Barb is crimped to strip. Patented [181328] August 22, 1876, by Robert Ford of Providence, R.I.

Four-point Barbs: *Insert*

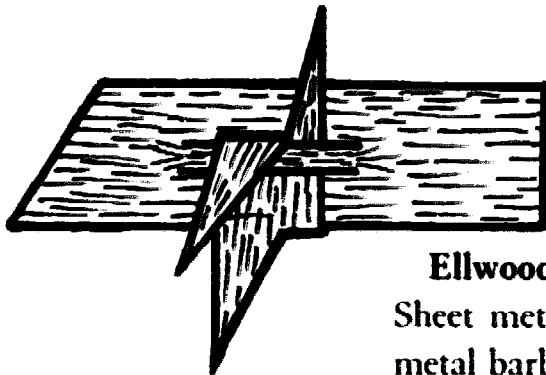
842

Ellwood's Ribbon and Offset Vee Barb
 Sheet metal strip with four-point sheet metal barb. Slit is cut in strip to receive and hold barb in place. Patented [147756] February 24, 1874, by Isaac L. Ellwood of De Kalb, Ill.




843

Ellwood's Ribbon and Center-vee Barb
 Sheet metal strip with four-point sheet metal barb. Slit is cut in strip to receive and hold barb in place. Patented [147756] February 24, 1874, by Isaac L. Ellwood of De Kalb, Ill.



844


Ellwood's Ribbon and Side-vee Barb
 Sheet metal strip with four-point sheet metal barb. Slit is cut in strip to receive and hold barb in place. Patented [147756] February 24, 1874, by Isaac L. Ellwood of De Kalb, Ill.



845

Westgarth's Web and Chisel-edge Plates

Webbed strands with four-point sheet metal barb. Barb parts are pushed through slot in web and spread at right angles. Patented [239128] March 22, 1881, by John Westgarth of Warrington, Eng.





846 Westgarth's Web and Chisel-edge Triangle

Webbed strands with four-point sheet metal barb. Barb parts are pushed through slot in web and spread at right angles. Patented [239128] March 22, 1881, by John Westgarth of Warrington, Eng.

847 Westgarth's Web and Chisel-edge Barb Strip

Webbed strands with two-point sheet metal barb. Barb parts are pushed through slot in web and spread at right angles. Patented [239128] March 22, 1881, by John Westgarth of Warrington, Eng.






Roberts' Ribbon and Double-clip Insert 848

Sheet metal strip with four-point sheet metal barb. Barb is inserted through slit in ribbon and fastened by lugs. Patented [276883] May 1, 1883, by William S. Roberts of Bolivar, N.Y.

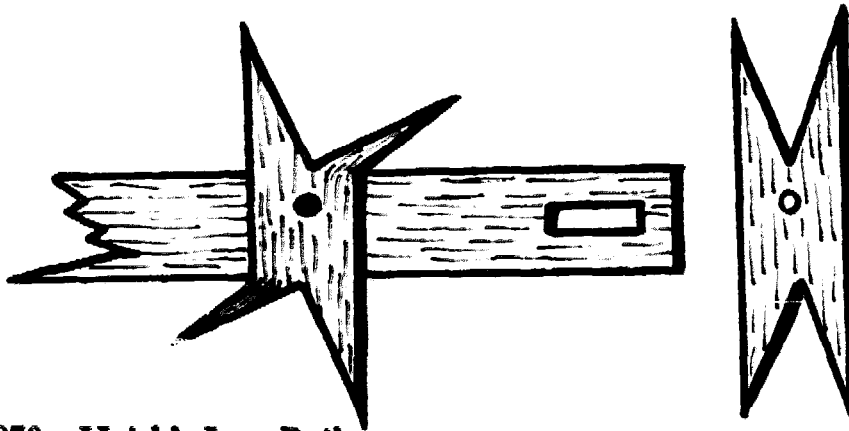
Four-point Barbs: *Crimp Locked*



Haish's Concave Rail and Split Barb Plate 849

Concave sheet metal strip with four-point sheet metal barb. Sides of strip are crimped to the body of the barb. Patented [332393] December 15, 1885, by Jacob Haish of De Kalb, Ill.


Four-point Barbs: Riveted



850 Haish's Iron Rail

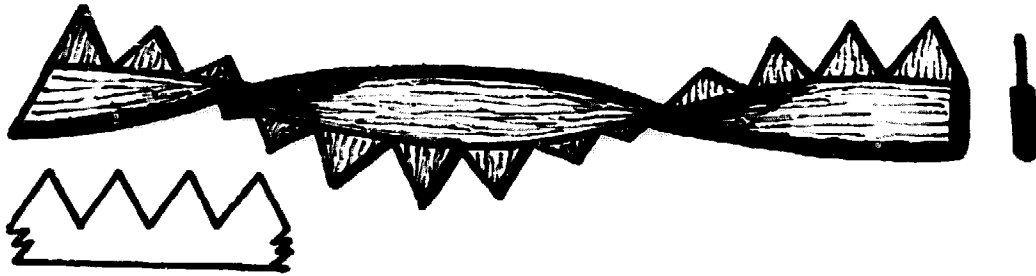
Sheet metal strip with four-prong sheet metal barb plate. Barb plate is riveted to strip. Patented [147634] February 17, 1874, by Jacob Haish of De Kalb, Ill.

Multi-point Barbs: Serrated Insert Strip



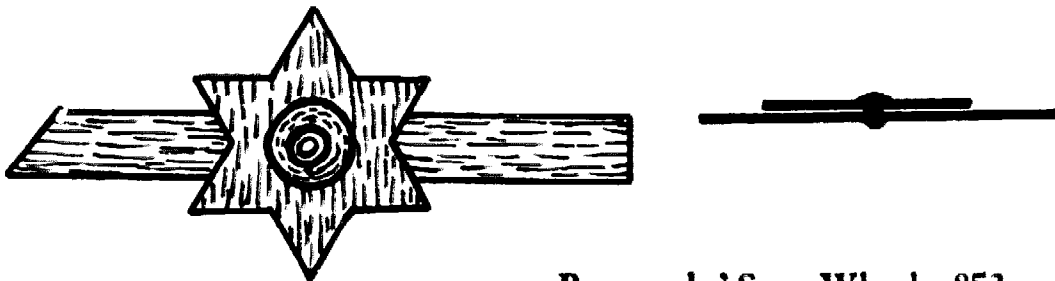
851 Brock's Folded Metallic Strip, Spaced Barb Plate

Folded and twisted sheet metal strip with spaced barb-plate insert. Patented [305283] September 16, 1884, by William E. Brock of New York, N.Y.




Brock's Folded Metallic Strip, Saw-tooth Insert 852
 Folded and twisted sheet metal strip with saw-tooth insert.
 Patented [305283] September 16, 1884, by William E. Brock
 of New York, N.Y.

Multi-point Barbs: *Wheel*




Burroughs' Spur Wheel 853
 Sheet metal strip with six-point sheet metal barb. Barb is free
 to rotate. Face of strip and barb lie in a horizontal position in
 fencing. Patented [219067] September 2, 1879, by Henry R.
 Burroughs of Chicago, Ill.



Fisher's Spur Wheel and Wire Shaft 854
 Twisted sheet metal strip with slots cut at intervals to receive

sixteen-point sheet metal barb wheels. Barb wheel rotates on wire shaft bent around edges of strip. Patented [373772] November 22, 1887, by George P. Fisher, Jr. of Chicago, Ill.

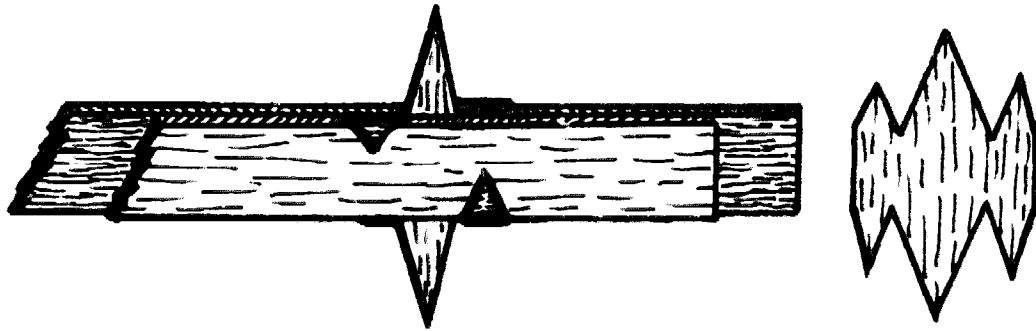


855 Fisher's Spur Wheel

Twisted sheet metal strip with slots cut at intervals to receive sixteen-point sheet metal barb wheels. Barb wheel rotates on shaft projecting from strip. Shaft is clipped at one end for mounting wheel. Patented [373772] November 22, 1887, by George P. Fisher, Jr. of Chicago, Ill.

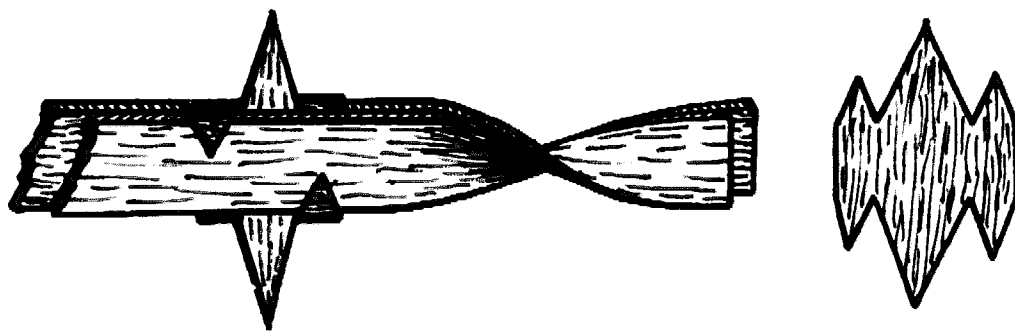
BARB-MOUNTED DOUBLE STRIPS

Two-point Barbs: *Clip*



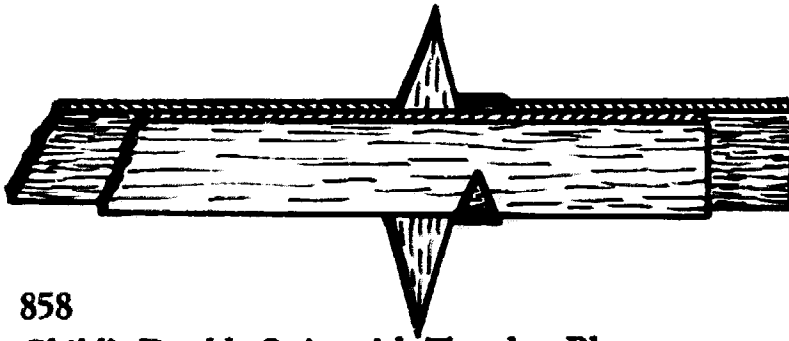
Childs' Double Strip with Four-lug Plate 856

Doubled sheet metal strips with two-point sheet metal barb. Lugs on barb hold strips together. Barb is mounted between the strips. Patented [285229] September 18, 1883, by J. Wallace Childs of Chicago, Ill.



Childs' Twisted Double Strip with Four-lug Plate 857


Doubled sheet metal strips with two-point sheet metal barb. Lugs on barbs hold strips together. Barb is mounted between the strips. Patented [285229] September 18, 1883, by J. Wallace Childs of Chicago, Ill.



858

Child's Double Strip with Two-lug Plate

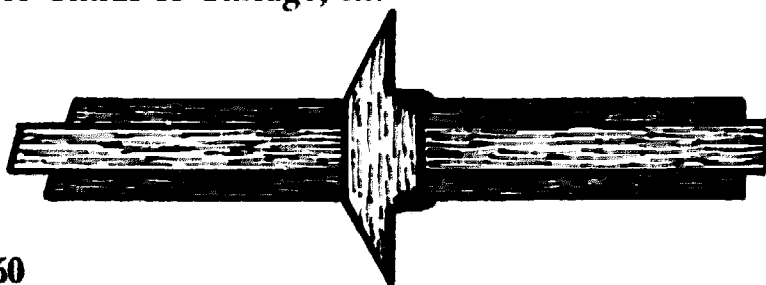
Doubled sheet metal strips with two-point sheet metal barb. Lugs on barb hold strips together. Barb is mounted between the strips. Patented [285229] September 18, 1883, by J. Wallace Childs of Chicago, Ill.



859

Childs' Twisted Double Strip with Two-lug Plate

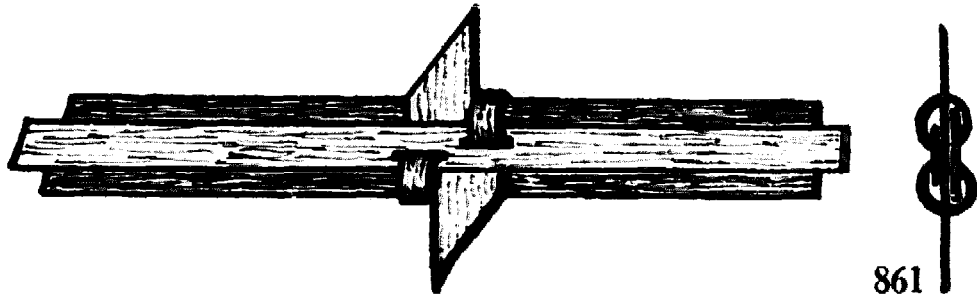
Doubled sheet metal strips with two-point sheet metal barb. Lugs on barbs hold strips together. Barb is mounted between the strips. Patented [285229] September 18, 1883, by J. Wallace Childs of Chicago, Ill.



860


Blackmer's Double Strip and Clip-on Barb

Sheet metal main strip and reinforcing strip with two-point sheet metal barb. Barb clips around both strips. Patented [307005] October 21, 1884, by Francis A. Blackmer of Springfield, Mass.

Two-point Barbs: *Insert*


861

Blackmer's Double Strip and Two-lug Barb Lock
Sheet metal main strip and slit reinforcing strip with two-point sheet metal barb. Barb is mounted between the two strips. Lugs on barb pass through slits in reinforcing strip, and clip to the main strip. Patented [307005] October 21, 1884, by Francis A. Blackmer of Springfield, Mass.



862


Blackmer's Double Strip and Sheet Metal Barb Lock
Sheet metal main strip and slit reinforcing strip with two-point sheet metal barb. Strips are joined by barb passing around main strip and through opening in the reinforcing strip. Patented [307005] October 21, 1884, by Francis A. Blackmer of Springfield, Mass.



863

Blackmer's Double Strip and Six-lug Barb Lock
Sheet metal main strip and slit reinforcing strip with two-

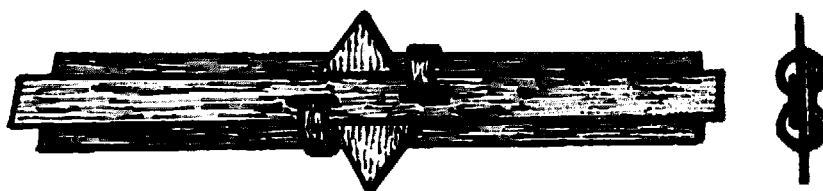
point sheet metal barb. Barb, mounted between the strips, clips to edges of main strip and through slits in reinforcing strip. Patented [307005] October 21, 1884, by Francis A. Blackmer of Springfield, Mass.



864

Blackmer's Double Strip and Four-lug Barb Lock

Sheet metal main strip and slit reinforcing strip with two-point sheet metal barb. Barb, passing through slits in reinforcing strip, is bent back and clipped to main strip. Patented [307005] October 21, 1884, by Francis A. Blackmer of Springfield, Mass.



865

Blackmer's Double Strip with Blunt-barb, Two-lug Lock

Sheet metal main strip and slit reinforcing strip with two-point sheet metal barb. Lugs on barb pass through slits in reinforcing strip and clip to edges of main strip. Patented [307005] October 21, 1884, by Francis A. Blackmer of Springfield, Mass.

INTEGRATED BARB STRIPS

Extended Points: *Saw Tooth*




Woods' Saw Tooth and Roll 866

Sheet metal strip with one edge serrated and the other rolled into a tube for reinforcement. Patented [214860] April 29, 1879, by Franklin Woods of Allegheny City, Pa.




Woods' Saw Tooth and Half Roll 867

Sheet metal strip with one edge serrated, and the other half rolled for reinforcement. Patented [214860] April 29, 1879, by Franklin Woods of Allegheny City, Pa.



868 Allis' Ribbon, Large Saw-tooth Variation

Sheet metal strip with serrated edge. Prongs run three to the inch. Variation of patent 244726.




869 Allis' Ribbon, Small Saw-tooth Variation

Reinforced sheet metal strip with serrated edge. Prongs run five to the inch. Variation of patent 244726.

870 Milligan's Scrap Metal Fencing, Quadrant Cut

Concave sheet metal scraps folded and riveted to form a barbed cable. Patented [268263] November 28, 1882, by John C. Milligan of Brooklyn, N.Y.





Upham's Barb Strip 871

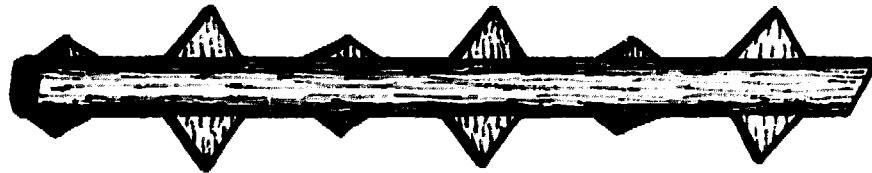
Sheet metal strip with barbed edge. After strip is cut, barb points are bent to rest against strip and point outward. Patented [272923] February 27, 1883, by Andrew J. Upham of Sycamore, Ill.

Extended Points: *Double Saw Tooth*



Double Serrated-edge Metallic Strip 872

Sheet metal strip with serrated edges. Teeth along the edges point in opposite directions. Designer of fencing strip is unknown.




Bate's Strip, Spaced Matching Points 873

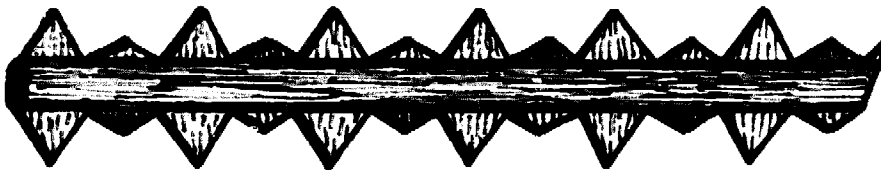
Single-strand oval strip with extended triangle-shaped points. Alternately matching points bend in opposite directions. Patented [254904] March 14, 1882, by William S. Bate of Brooklyn, N.Y.

Bate's Strip, Spaced Zigzag Points 874

Single-strand oval strip with extended triangle-shaped points.




Alternately and diagonally matching points bend in opposite directions. Patented [254904] March 14, 1882, by William S. Bate of Brooklyn, N.Y.



875 Bate's Strip, Matching Points

Single-strand oval strip with extended triangle-shaped points. Alternately matching points bend in opposite directions. Patented [254904] March 14, 1882, by William S. Bate of Brooklyn, N.Y.




876 Bate's Strip, Zigzag Points

Single-strand oval strip with extended triangle-shaped points. Alternately and diagonally matching points bend in opposite directions. Patented [254904] March 14, 1882, by William S. Bate of Brooklyn, N.Y.




877 Bate's Strip, Double Saw-tooth Variation

Twisted sheet metal strip with serrated edges. Strip is reinforced with center core. Variation of patent 254904.



Salisbury's Threefold Strip 878


Folded sheet metal barbed strip. Opposed barbs point in opposite directions. Patented [272482] February 20, 1883, by Charles H. Salisbury, of De Kalb, Ill.



Brock's Folded Saw Tooth 879


Sheet metal strip with serrated edges. Metallic strip has central fold for reinforcement. Patented [294963] February 12, 1884, by William E. Brock of New York, N.Y.

Extended Points: *Cut Edge*




Judson's Serrated Rail 880

Sheet metal strip with projecting spurs. Patented [118135] August 15, 1871, by Lyman P. Judson of Rose, N.Y.




881 Haish's Barbed Rail

Sheet metal strip with cutout barbs along one edge. Strip is reinforced with a center core. Patented [152368] June 23, 1874, by Jacob Haish of De Kalb, Ill.



882 Barnes' Fluted Ribbon

Sheet metal strip with staggered cutout barb points along the edges. Strip is reinforced with center channel. Patented [191913] June 12, 1877, by Walter G. Barnes of Freeport, Ill.




883 Harbaugh's Tora Ribbon

Sheet metal strip ribbed on one side. Paired cutout barbs run along edges. Patented [242636] June 7, 1881, by Joseph W. Harbaugh of Lawrence, Kans.



Brock's Folded Metallic Strip 884


Sheet metal strip with cutout barbs. Metal strip is folded two times leaving barbs pointed outward at right angles. Patented [255762] April 4, 1882, by William E. Brock of New York, N.Y.



885

Ford's Straight-cut Ribbon


Twisted sheet metal strip with cutout barb points along one edge. Barb points are bent in opposite directions. Patented [310813] January 13, 1885, by Franklin D. Ford of Providence, R.I.



886

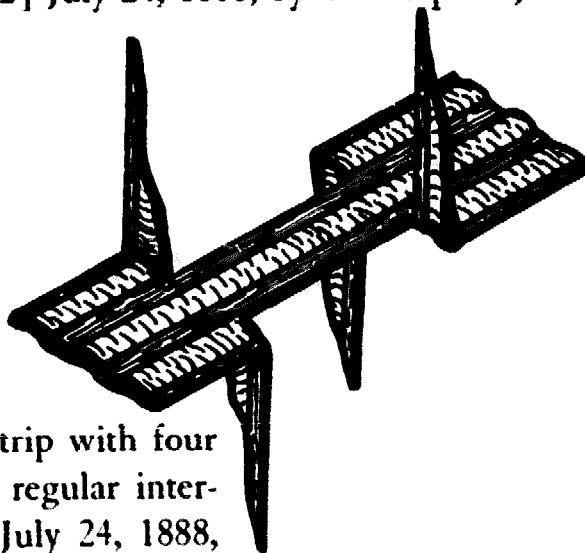
Ford's Bow-cut Ribbon

Twisted sheet metal strip with cutout barb points along one edge. Barb points are bent in opposite directions. Patented [310813] January 13, 1885, by Franklin D. Ford of Providence, R.I.



887 Grellner's Four-barb Fence Strip

Sheet metal strip with four barbs cut and formed at regular intervals. Patented [386742] July 24, 1888, by Christopher J. Grellner of St. Louis, Mo.



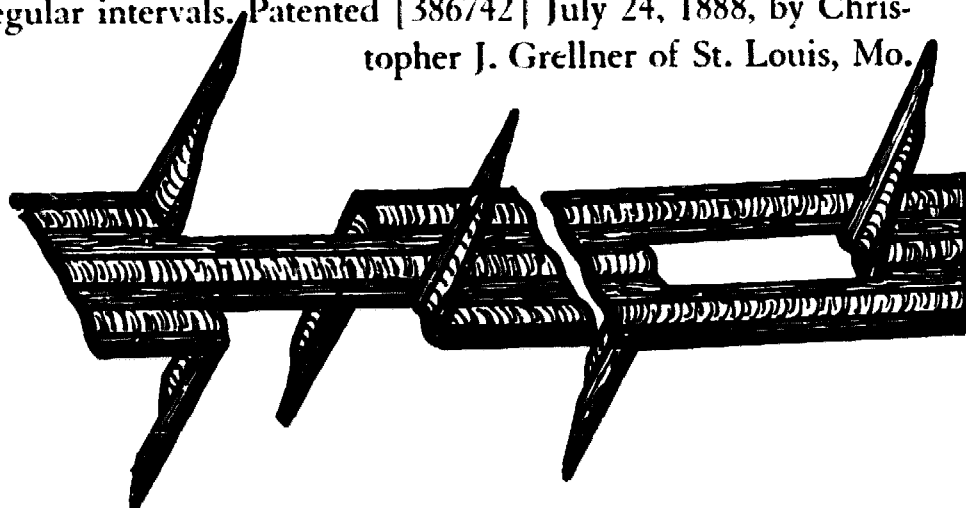
888

Grellner's Corrugated Four-barb Fence Strip

Corrugated sheet metal strip with four barbs cut and formed at regular intervals. Patented [386742] July 24, 1888, by Christopher J. Grellner of St. Louis, Mo.

889 Grellner's Combination Corrugated Two- and Four-barb Fence Strip

Corrugated sheet metal strip with six barbs cut and formed at regular intervals. Patented [386742] July 24, 1888, by Christopher J. Grellner of St. Louis, Mo.

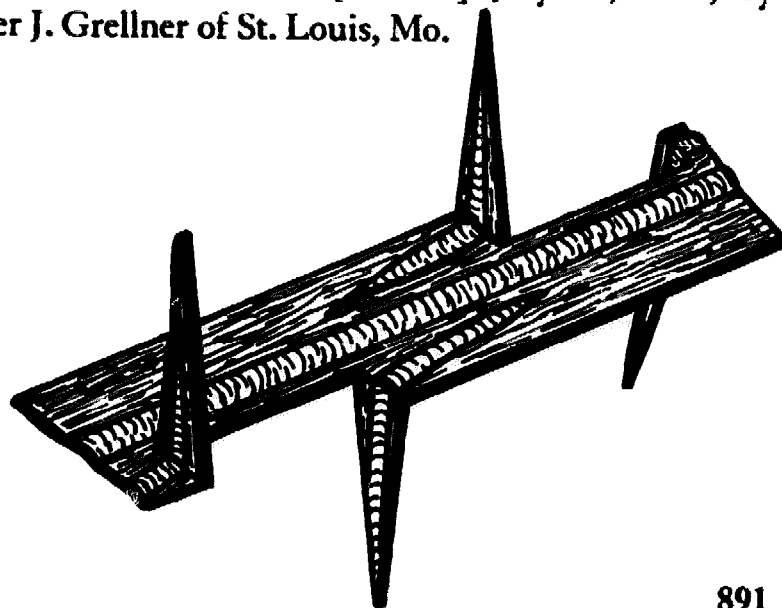




890

**Grellner's Corrugated Four-barb Fence Strip,
Diagonal Barb Depressions**


Corrugated sheet metal strip with four barbs cut and formed at regular intervals. Patented [386742] July 24, 1888, by Christopher J. Grellner of St. Louis, Mo.



891

**Grellner's Corrugated Offset Twin-barb Fence Strip,
Diagonal Barb Depressions**

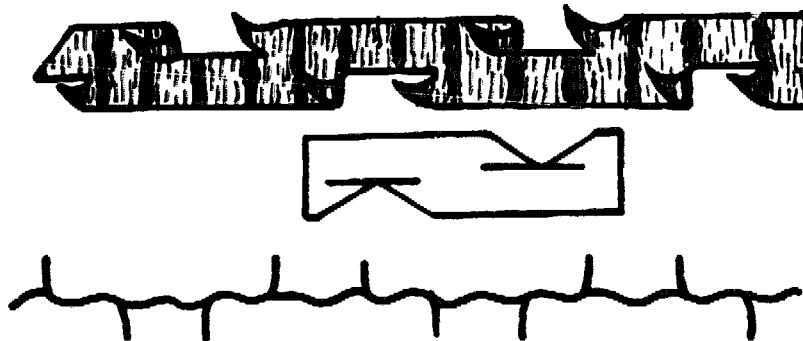
Corrugated sheet metal strip with four barbs cut and formed at regular intervals. Patented [386742] July 24, 1888, by Christopher J. Grellner of St. Louis, Mo.



892

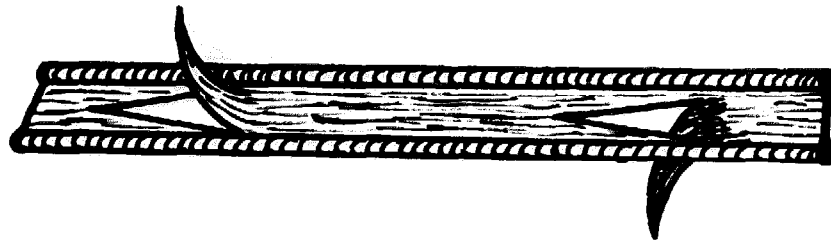
Grellner's Corrugated Offset Twin-barb Fence Strip

Corrugated sheet metal strip with four barbs cut and formed at regular intervals. Patented [386742] July 24, 1888, by Christopher J. Grellner of St. Louis, Mo.




893 Allis' Corrugated Barb Strip

Corrugated sheet metal strip with projecting barb points. Paired barbs bend in opposite directions. Patented [466744] January 5, 1892, by Thomas V. Allis of New York, N.Y.

Extended Points: *Punch Out***Clark's Flat Rail 894**


Ribbed sheet metal strip with punch-out barbs. Barbs are pressed out in alternate directions along channel. Patented [179268] June 27, 1876, by Norman Clark of Sterling, Ill.

**Clark's Twisted Rail 895**

Ribbed sheet metal strip with punch-out barbs. Barbs are pressed out in alternate directions along channel. Patented [179268] June 27, 1876, by Norman Clark of Sterling, Ill.

**Brink's Strip with Punch-out Barbs 896**

Sheet metal strip with punch-out barbs. Patented [183531] October 24, 1876, by Jacob Brinkerhoff of Auburn, N.Y.




897 Brink's Vented Ribbon

Sheet metal perforated strip with punch-out barbs. Barbs point in opposite directions. Patented [186922] February 6, 1877, by Jacob Brinkerhoff of Auburn, N.Y.




898 Nellis' Rail

Fluted sheet metal strip with diagonally-aligned, punch-out barbs. Patented [187723] February 27, 1877, by Aaron J. Nellis of Pittsburgh, Pa.




899 Marshall's Rail

Beam-shaped sheet metal strip with punch-out barbs. Patented [244274] July 12, 1881, by Charles K. Marshall of Vicksburg, Miss.




Hawkins' Fence Strip 900

Folded sheet metal strip with cutout barb points. Points extend at right angles to the strip. Patented [307940] November 11, 1884, by Elbert E. Hawkins of Wilkes-Barre, Pa.



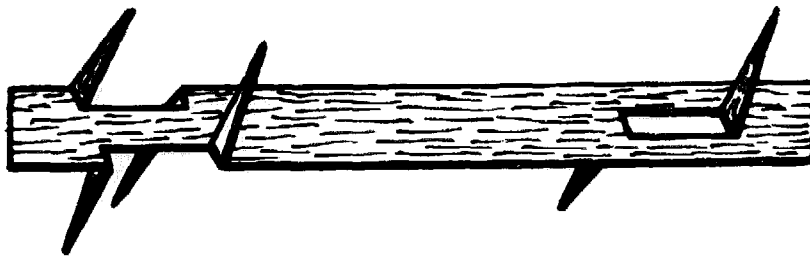
Kilmer's Barbed-window Strip 901

Ornamental sheet metal strip with one leg of opening cut to form barbs. Points bend in opposite directions. Patented [317799] May 12, 1885, by Irving A. and Melvin D. Kilmer of Schenectady, N.Y.




Grellner's Twin-barb Fence Strip 902

Sheet metal strip with twin barbs cut and formed at regular intervals. Patented [386742] July 24, 1888, by Christopher J. Grellner of St. Louis, Mo.



903 Grellner's Combination Two- and Four-barb Fence Strip

Sheet metal strip with six barbs cut and formed at regular intervals. Patented [386742] July 24, 1888, by Christopher J. Grellner of St. Louis, Mo.




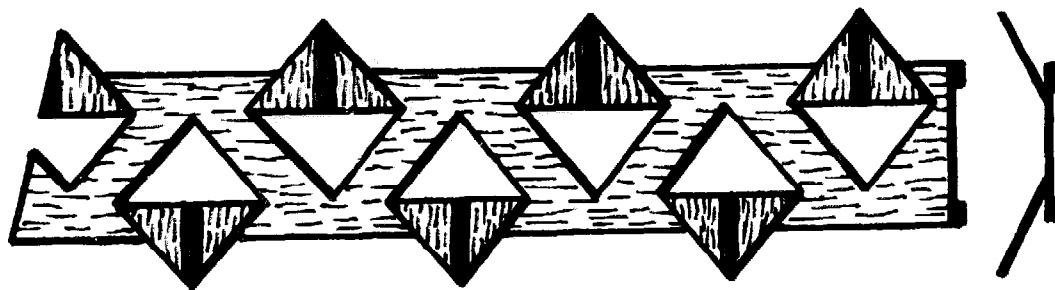
904 Grellner's Twisted Two-barb Fence Strip

Twisted sheet metal strip with twin barbs cut and formed at regular intervals. Patented [386742] July 24, 1888, by Christopher J. Grellner of St. Louis, Mo.

905 Grellner's Corrugated Two-barb Fence Strip

Corrugated sheet metal strip with twin barbs cut and formed at regular intervals. Patented [386742] July 24, 1888, by Christopher J. Grellner of St. Louis, Mo.



**Perkins' Barb Strip 906**

Sheet metal strip with staggered punch-out barb points. Edges of strip are folded for reinforcement. Patented [478170] July 5, 1892, by Richard B. Perkins of Hornellsville, N.Y.


**Dent's Barbed Strip 907**

Sheet metal strip with paired punch-out prongs. Points are turned under to reduce injury to stock. Patented [578447] March 9, 1897, by Samuel Dent of Jansville, Idaho.

Extended Points: *Prong*


**Allis' Buckthorn 908**

Sheet metal strip with lance points and large reinforcing central core. Patented [244726] July 26, 1881, by Thomas V. Allis of New York, N.Y.




909 Allis' Buckthorn, Narrow-strip Variation

Sheet metal strip with lance points and small reinforcing central core. Variation of patent 244726.



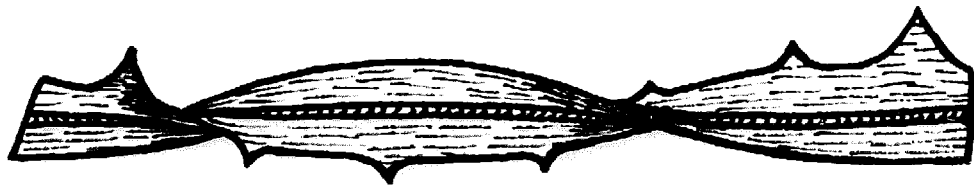
910 Allis' Buckthorn, Wide-strip Variation

Sheet metal strip with lance points and small reinforcing central core. Variation of patent 244726.




911 Allis' Buckthorn Ribbon, Square-rib Variation

Sheet metal strip with off-center, rectangular reinforcing rib. Variation of patent 244726.



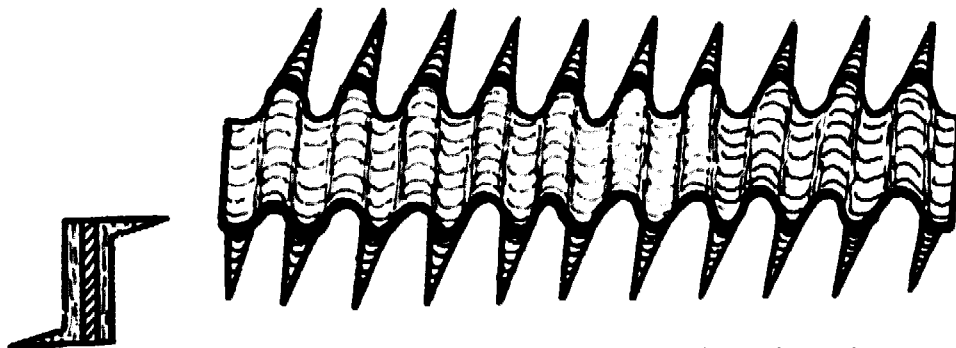
Allis' Buckthorn, Receding Points Variation 912

Sheet metal strip with lance points and reinforcing central core. Large points are separated by series of small points. Variation of patent 244726.




Gregg's Corrugated Barb Strip 913

Corrugated sheet metal strip with prongs extending outward along the edges. Patented [258412] May 23, 1882, by Samuel H. Gregg of Crawfordsville, Ind.




Carpenter's Stickered Ribbon 914

Corrugated sheet metal strip with extended prongs along edges. Prongs are bent at right angles to strip and in opposite directions from edges. Patented [258887] June 6, 1882, by James Carpenter of Moravia, N.Y.



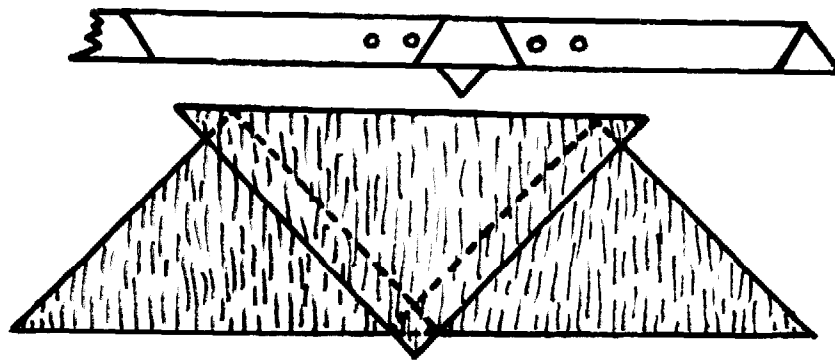
915 Carpenter's Serpent Wire

Oval undulating wire with laterally extended prongs. Patented [258888] June 6, 1882, by James Carpenter of Moravia, N.Y.




916 Allis' Barbed Half Round

Single-strand, half-round metallic fencing with barb points extending out from the core, or body. Patented [266336] September 19, 1882, by Thomas V. Allis of New York, N.Y.



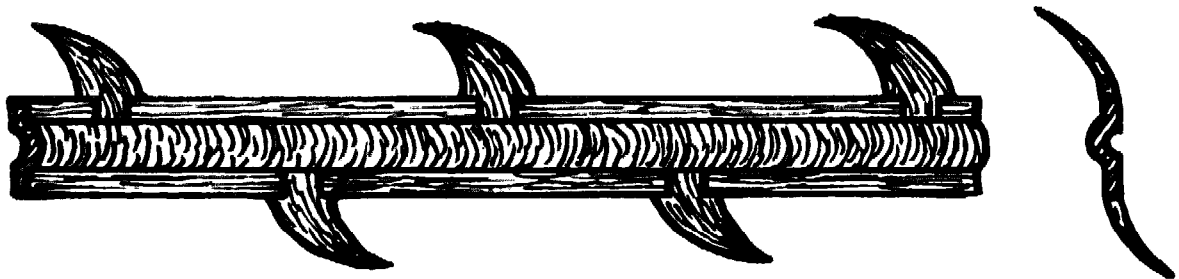
917 Milligan's Scrap Metal Fencing, Triangle Cut

Overlapping sheet metal scraps folded and riveted to form a barbed cable. Patented [268263] November 28, 1882, by John C. Milligan of Brooklyn, N.Y.




Brock's Crimped Ribbon 918

Sheet metal strip with extended barb points. Strip is reinforced with a crimped ridge through the center. Patented [293411] February 12, 1884, by William E. Brock of New York, N.Y.



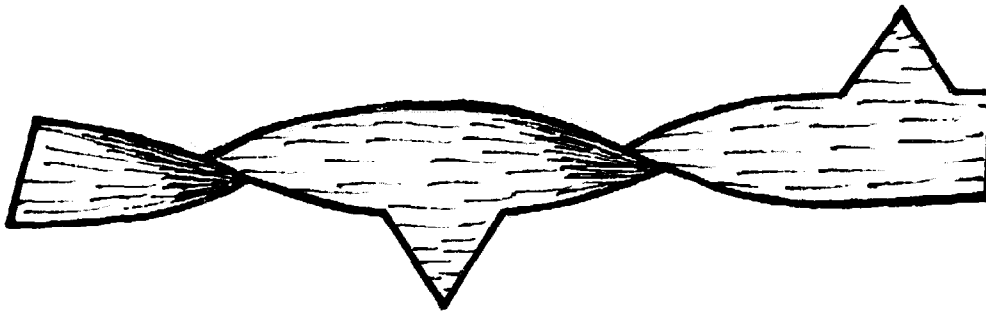
Kelly's Metallic Spurs 919

Sheet metal strip with projecting points. Points along one edge are bent in the opposite direction from those on the other. Center flute reinforces strip. Patented [296753] April 15, 1884, by John E. Kelly of Fryeburg, Maine.



Allis' Corrugated Twist Strip 920

Twisted corrugated sheet metal strip with extended barb points along one edge. Patented [466746] January 5, 1892, by Thomas V. Allis of New York, N.Y.




921 Allis' Strip, Plain Strip Variation

Sheet metal strip with projecting barb points along one edge.
Variation of patent 466746.



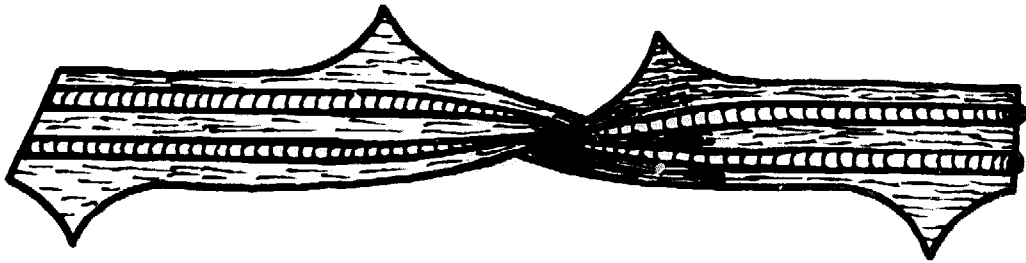
922 Allis' Black Hills Ribbon

Twisted sheet metal strip with alternating lance and cutout barbs. Cutout barb points bend in opposite directions. Patented [501129] July 11, 1893, by Thomas V. Allis of New York, N.Y.



923 Allis' Sunken Lance Ribbon


Twisted sheet metal strip with projecting barbs along one edge. Base of barb set below edge. Patented [538401] April 30, 1895, by Thomas V. Allis of New York, N.Y.



Allis' Buckthorn, Modern Plastic Variation 924


Plastic strip with projecting prongs along edges. Strip is reinforced by two longitudinal steel wires. Variation of patent 244726.

Extended Points: Segmented Edge



Mann's Spiny Rail 925

Sheet metal strip with projecting spines. Spines and supports are cut and folded from the same stock. Patented [276439] April 24, 1883, by Charles A. Mann of Buffalo, N.Y.




926

**Jordan's Ribbon,
Segmented Edge**




Twisted sheet metal strip with one edge cut in segments to form barbs. Patented [301126] July 1, 1884, by Edmund Jordan of Brooklyn, N.Y.



927 Jordan's Metallic Strip, Spaced Half Segments

Twisted sheet metal strip with spaced half segments along one edge. Patented [302534] July 22, 1884, by Edmund Jordan of Brooklyn, N.Y.

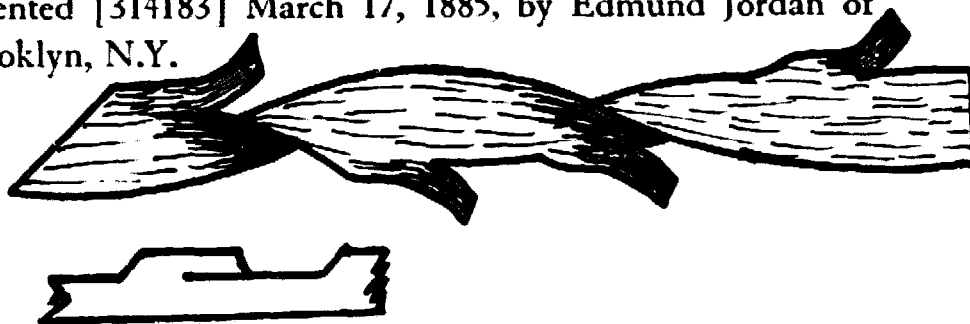



928 Jordan's Metallic Strip, Spaced Segments

Twisted sheet metal strip with spaced segments along one edge. Patented [302534] July 22, 1884, by Edmund Jordan of Brooklyn, N.Y.

929 Jordan's Strip, Straight-cut Segment

Twisted sheet metal strip with barb segments along one edge. Patented [314183] March 17, 1885, by Edmund Jordan of Brooklyn, N.Y.






930

Jordan's Strip, Slant-cut Segment

Twisted sheet metal strip with barb segments along one edge. Patented [314183] March 17, 1885, by Edmund Jordan of Brooklyn, N.Y.



931

Jordan's Segmented Edge, Space and Barb

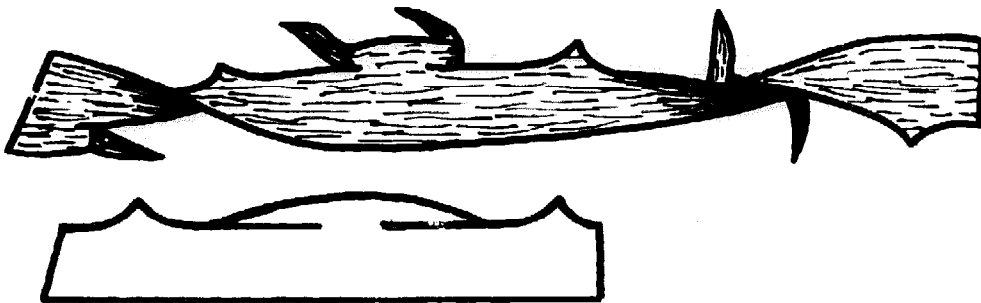
Twisted sheet metal strip with spaced segments along one edge extending outward to form barbs. Patented [444957] January 20, 1891, by Edmund Jordan of Brooklyn, N.Y.



932


Jordan's Segmented Edge, Triangle Cut

Twisted sheet metal strip with segments along one edge extending outward to form barbs. Patented [444957] January 20, 1891, by Edmund Jordan of Brooklyn, N.Y.



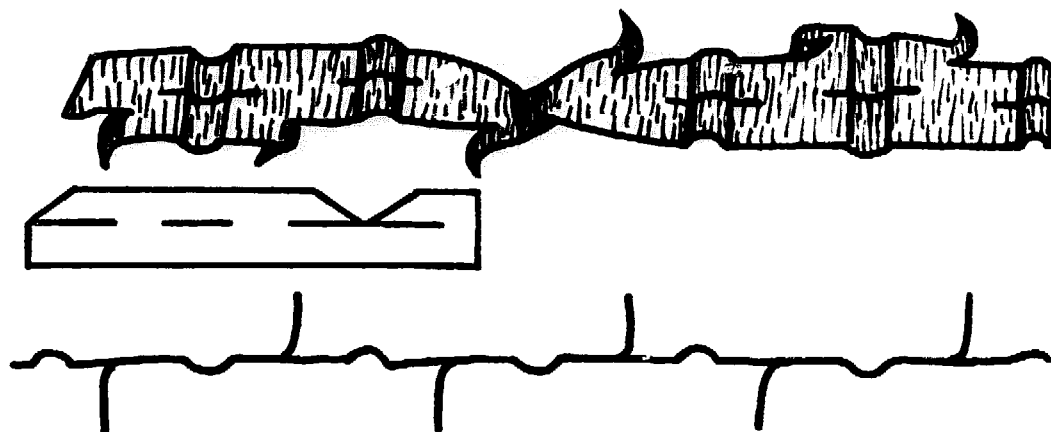
933 Allis' Segmented Edge, Dome Cut

Twisted sheet metal strip with segments along one edge extending outward to form barbs. Patented [446557] February 17, 1891, by Thomas V. Allis of New York, N.Y.



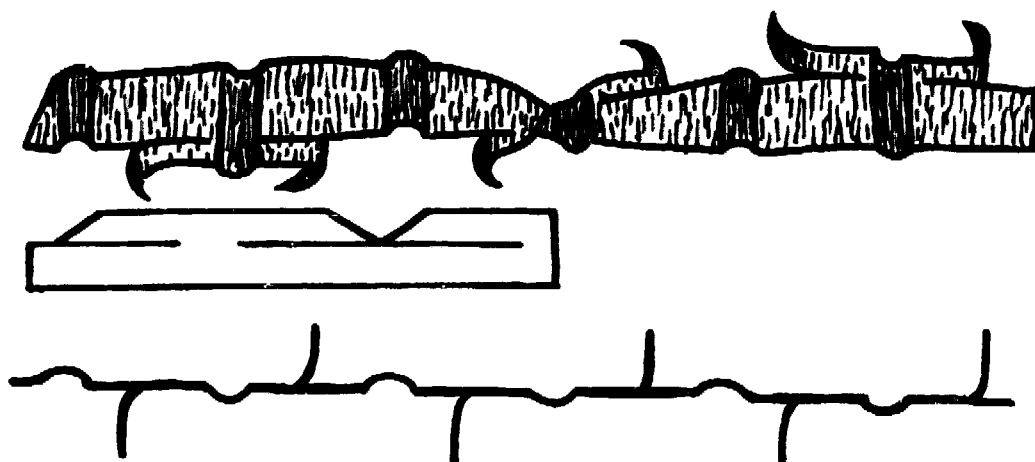
934 Allis' Segmented Edge, Wing Cut

Twisted sheet metal strip with segments along one edge extending outward to form barbs. Cutaway along edge of strip leaves two pointed and one round projection alternately. Patented [446558] February 17, 1891, by Thomas V. Allis of New York, N.Y.



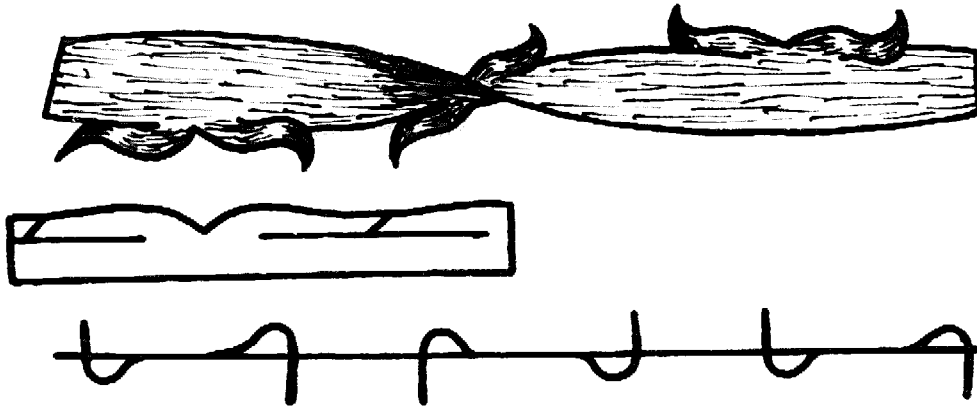
Allis' Slit-groove Metallic Strip 935

Twisted and grooved sheet metal strip with segmented barb points along both edges. Patented [466745] January 5, 1892, by Thomas V. Allis of New York, N.Y.



Allis' Grooved Metallic Strip 936

Twisted and grooved sheet metal strip with segmented barb points along both edges. Patented [466747] January 5, 1892, by Thomas V. Allis of New York, N.Y.



937 Allis' Segmented-hook Barb Strip

Twisted sheet metal strip with segmented edges. Segments are bent to form hook barbs. Patented [466748] January 5, 1892, by Thomas V. Allis of New York, N.Y.

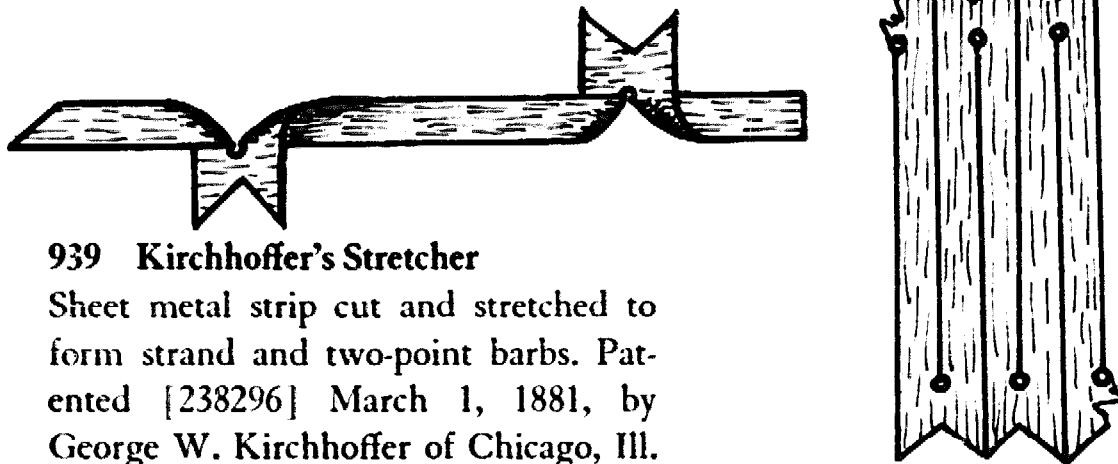
Extended Points: Knife-Edge



938 Connelly's Knife-edge Ribbon


Sheet metal strip with knife-edges. Patented [254278] February 28, 1882, by Joseph H. Connelly of Pittsburgh, Pa.

Extended Points: Split Panel




939 Kirchhoffer's Stretcher

Sheet metal strip cut and stretched to form strand and two-point barbs. Patented [238296] March 1, 1881, by George W. Kirchhoffer of Chicago, Ill.

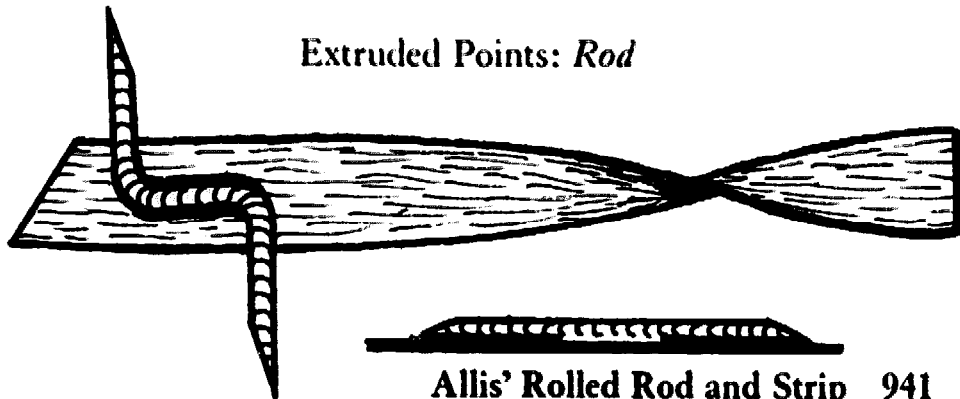


**Kirchhoffer's Barbed Fencing,
Staggered-cut Variation**

Sheet metal strip with opposed barb points. Strip is formed by longitudinal pull on precut sheet metal plate. Variation of patent 238296.




Extruded Points: Rod



Allis' Rolled Rod and Strip 941

Sheet metal strip and rod-shaped barb rolled from the same stock. Rod is partly cut from strip to permit bending at each end to form barb points. Patented [272933] February 27, 1883, by Thomas V. Allis of New York, N.Y.



Allis' Rolled Segment and Strip 942

Sheet metal strip and two-point, crescent-shaped barb. Barb and strip are rolled from the same stock. Ends of segment are

partly cut from strip and bent to form the barb points. Patented |272936| February 27, 1883, by Thomas V. Allis of New York, N.Y.

Extruded Points: *Knob*




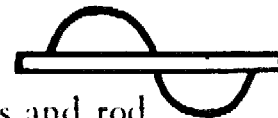
943 Howell's Pyramid-knob Fence Rod

Twisted metallic rod with knobbed surfaces. Knobs and rod are formed from the same material. Patented |299072| May 20, 1884, by William G. Howell of Philadelphia, Pa.



944 Howell's Round-knob Fence Rod

Twisted metallic rod with knobbed surfaces. Knobs and rod are formed from the same material. Patented |299072| May 20, 1884, by William G. Howell of Philadelphia, Pa.



945 Roop's Fencing Strip

Ribbed metallic strip with extended barbs and square projections. Patented |345259| July 6, 1886, by Jacob Warren Roop of Harrisburg, Pa.

Section III. Bars, Rods, Wooden Rails


Bars, rods, and wooden rails were included among the various types of fencing shipped to the western prairies. Although equipped with prongs or spikes, there was little else to distinguish this improved fencing from the traditional wooden rails. Well constructed, it had the appearance of substantiality and strength not apparent in wire and metallic strip fencing, making it seem a more effective barrier for livestock.

It had more tangible advantages, however. It was clearly visible to animals, was not subject to stretching, could be dismantled quickly to allow passage of livestock or vehicle and could be bundled and stacked conveniently for storage and transportation.

Except for small enclosures, neither bar, rod, nor rail fencing was widely used in the prairies and plains of the western states. It was too expensive. When compared to the more conventional wire and metallic strip fencing, it required more time to erect, called for a greater amount of material, and presented transportation problems because of its bulk.


BARS

Prong



946 Sims' Fence Bar

Triangular-shaped bar and lance barbs. Barbs are cut from a ridge in the original material. Patented [178195] May 30, 1876, by Elijah Sims of Aurora, Ill.



947 Allis' Fence Bar


Square iron bar with projecting lance barbs along one edge. Patented [209790] November 12, 1878, by Thomas V. Allis of New York, N.Y.

Serrated Edge




948 Connelly's Knife-edge V-Bar

Metallic V-shaped iron rail with knife-edges. Patented [247537] September 27, 1881, by Joseph H. Connelly of Allegheny, Pa.




Connelly's Knife-edge T-Bar 949

Metallic T-shaped iron rail with knife-edges. Patented [247537] September 27, 1881, by Joseph H. Connelly of Allegheny, Pa.




Connelly's Knife-edge Crossbar 950

Metallic cross-shaped iron rail with knife-edges. Patented [247537] September 27, 1881, by Joseph H. Connelly of Allegheny, Pa.



Schmidt's Fence Strip 951

Metallic strips of various shapes die-cut to form successive barbs along edges. Patented [368014] August 9, 1887, by Julius Schmidt of Hagen, Westphalia, Prussia, Ger.



952 Beresford's Serrated Triangle Fence Rod

Triangle-shaped iron rod with saw-tooth edge. Patented [449279] March 31, 1891, by James Beresford of Manchester, Eng.

RODS

Insert



Randall's Rod 953

Metal rod with two-point metal pegs inserted at right angles to each other along the body. T-shaped head of rod fits into brackets in steel posts. Patented [359178] March 8, 1887, by Benjamin F. Randall of Fall River, Mass.


Knife-Edge



Beresford Triangle Fence Rod 954


Triangle-shaped iron rod with dull knife-edges. Patented [449279] March 31, 1891, by James Beresford of Manchester, Eng.

Extruded Points




955 Perry's Four-edge Grooved Rail

Grooved iron rail with dull edges and multiple circular projections. Patented [333887] January 5, 1886, by W. H. Perry of Sharon, Pa.



956 Perry's Blunt-edge Grooved Rail

Grooved iron rail with deterrent crossribbing. Patented [333887] January 5, 1886, by W. H. Perry of Sharon, Pa.

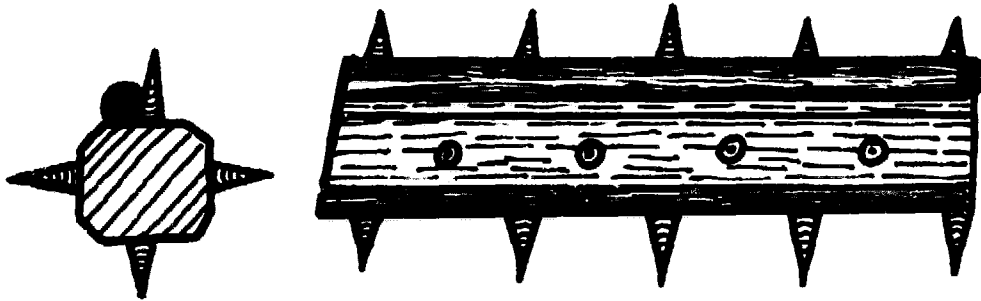


957 Perry's Knife-edge Grooved Rail

Grooved iron rail with dull edges and multiple projecting points. Patented [333887] January 5, 1886, by W. H. Perry of Sharon, Pa.

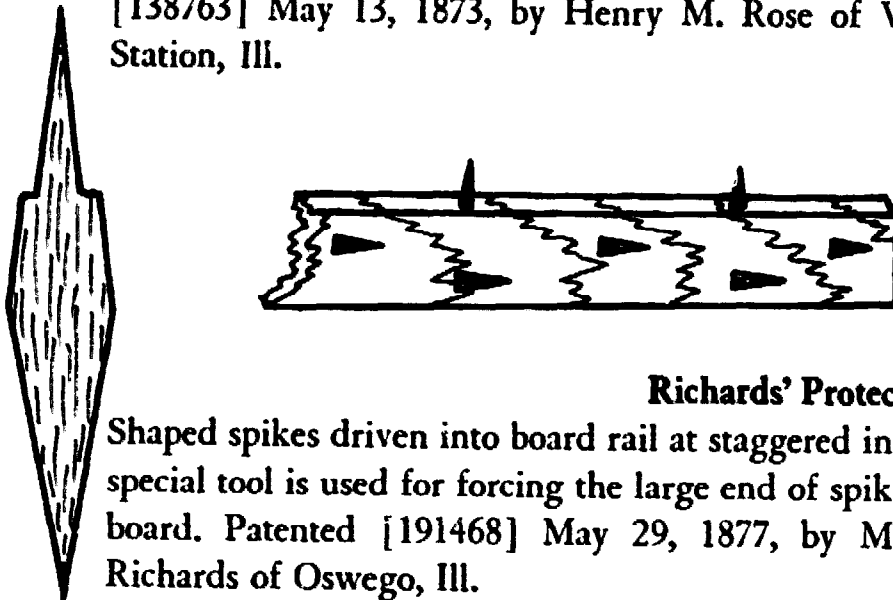
WOODEN RAILS

Insert



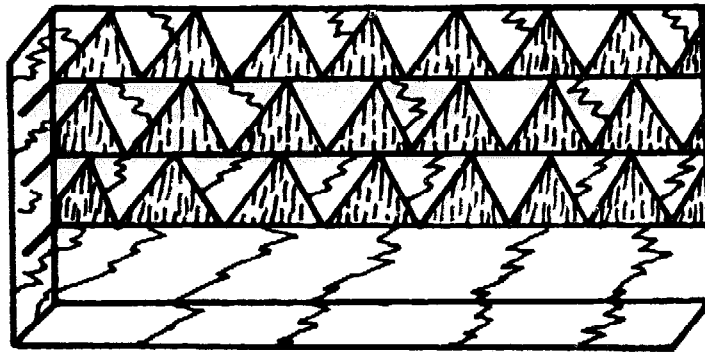
Rose's Rail 958

Wooden rail supported by an iron rod. Sharpened pieces of wire are inserted in wooden rail to form points. Patented [138763] May 13, 1873, by Henry M. Rose of Waterman Station, Ill.




Richards' Protectors 959

Shaped spikes driven into board rail at staggered intervals. A special tool is used for forcing the large end of spike into the board. Patented [191468] May 29, 1877, by Marcius C. Richards of Oswego, Ill.




960 Topliff's Barrier

Grooved wooden strip armed with serrated metallic strips. Assembled barrier is fastened along top of fence. Patented [191818] June 12, 1877, by Cyrus L. Topliff of Brooklyn, N.Y.



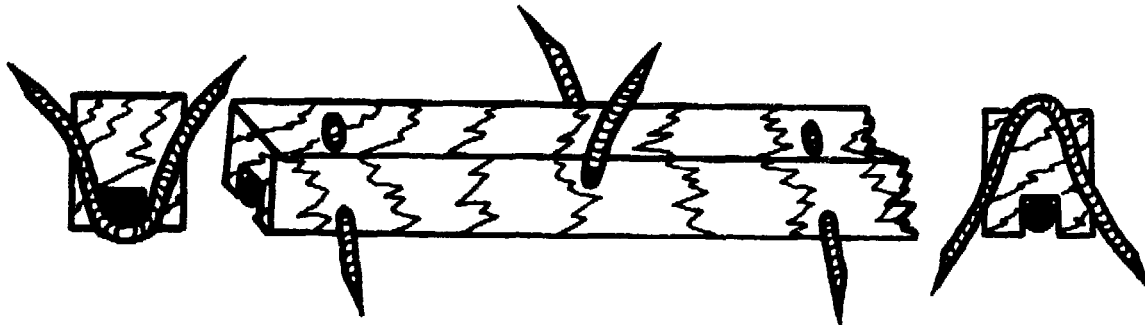
961 Housum's Rail and Bent Barb

Wooden rail with single-point wire barbs driven into one edge. Wire barbs are cut and shaped with hand tool. Patented [204735] June 11, 1878, by Charles P. Housum of Decatur, Ill.



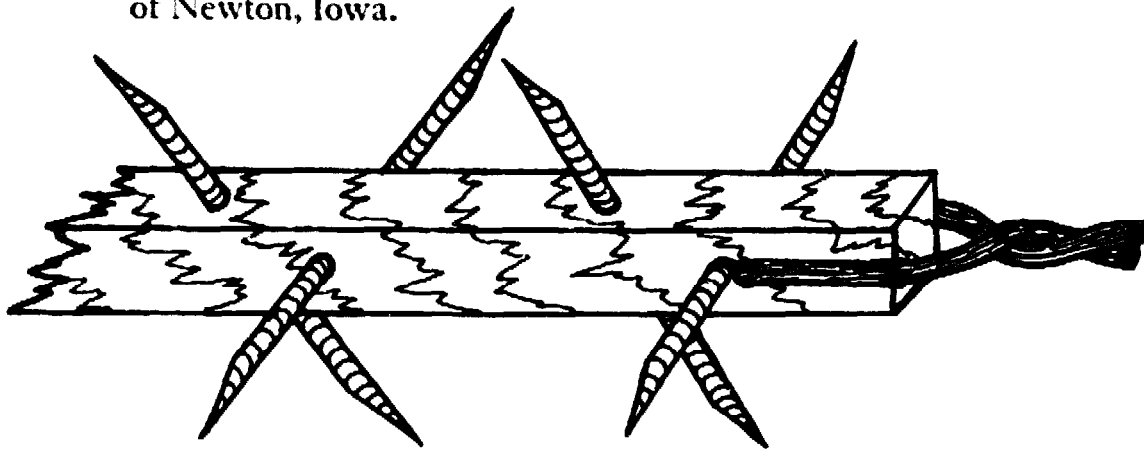
Housum's Rail and Arched Barb 962

Wooden rail with single-point barb driven into one edge. Wire barbs are cut and shaped with hand tool. Patented [204735] June 11, 1878, by Charles P. Housum of Decatur, Ill.



Walsh-Dutol's Barbed Rail 963

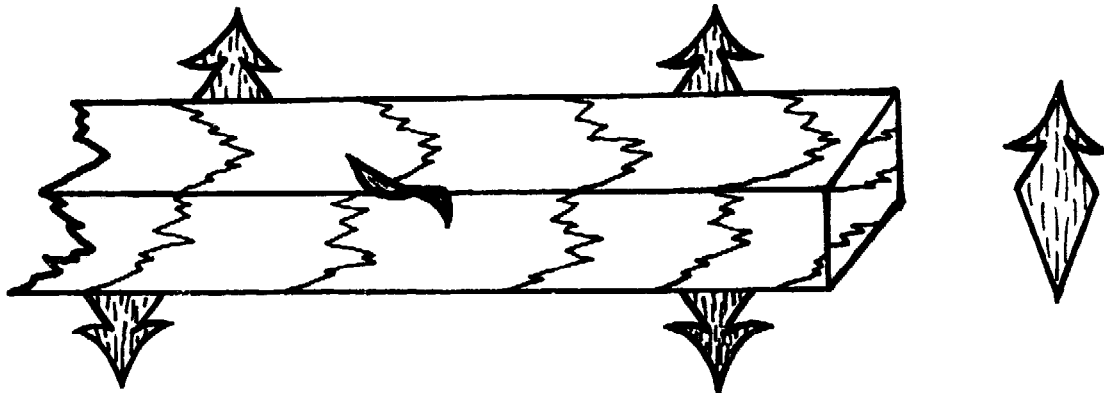
Grooved wooden rail, reinforcing rod, and staple barb. Rail and rod are held together with alternate barbs. Patented [223780] January 20, 1880, by John Walsh and James Dutol of Newton, Iowa.



Orwig's Barbed Rail 964

Wooden rail with wire-barb inserts. Rails connect to each


other and to posts with twisted strands of wire. Patented [225717] March 23, 1880, by Thomas G. Orwig of Des Moines, Iowa.



965 Chapman's Barbed Rail

Wooden rail with three-point brad barbs. Barbs are staggered along edges of rail at a forty-five degree angle. Patented [246866] September 13, 1881, by Melville S. Chapman of Elkhart, Ind.

Barb



966 Haish's Wooden Rail

Wooden rail with four-prong sheet metal barb plate. Barb plate is nailed to the rail. Patented [147634] February 17, 1874, by Jacob Haish of De Kalb, Ill.

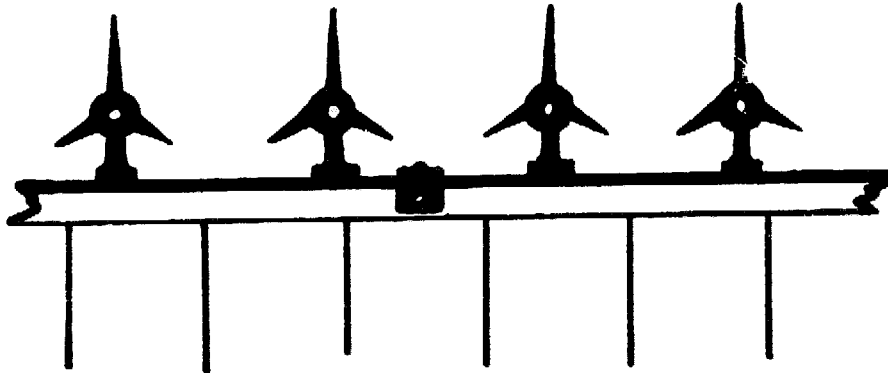
Section IV. Pickets

Picket fencing held little promise as an effective barrier to livestock in the western plains and prairies because of the limitations of cost. It was too expensive to manufacture, to produce in quantity, and to erect on a scale that would enable it to compete with wire and metallic strip fencing.

Pickets consisted of spikes, slats, or a combination of both. Picket fencing was ornamental, strong, often rigid, and quite visible to animals. Spikes installed along the top of board or stone fences prevented intruders from scaling or climbing over them. When slats were used in fencing, they were closely spaced between twisted strands of wire or fastened to board rails. There was small chance of livestock being injured except where the slats were equipped with metallic points or spurs.

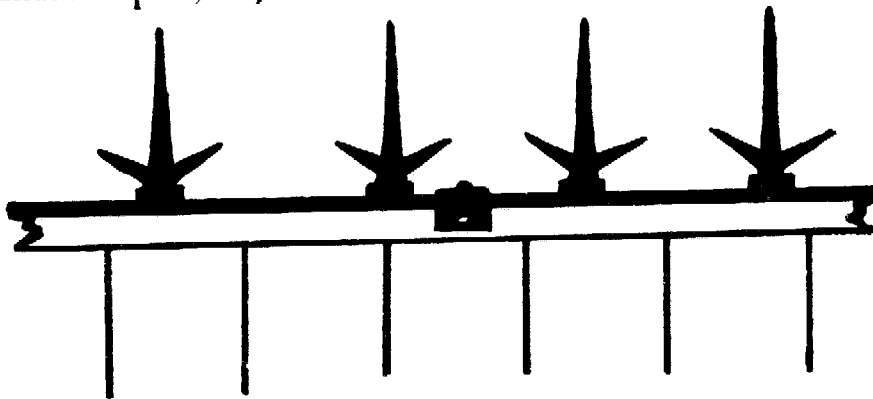
PICKETS

Spikes



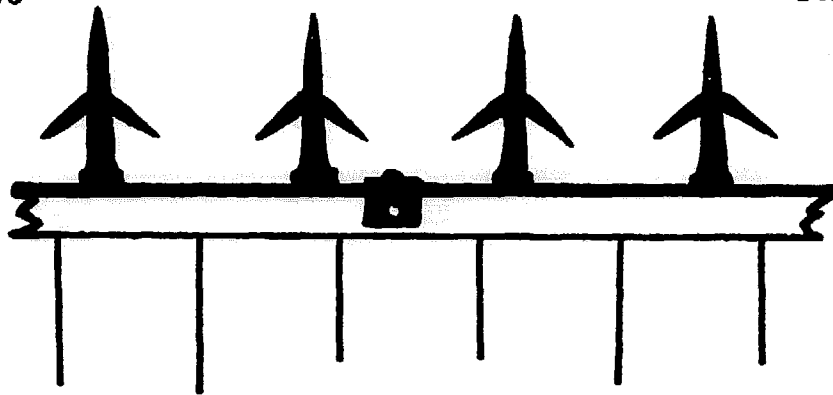
967 Dabb's Picketed Strip

Sheet metal strip with fixed iron spikes running along top of fence. Patented [63482] April 2, 1867, by Alphonso Dabb of Elizabethport, N.J.



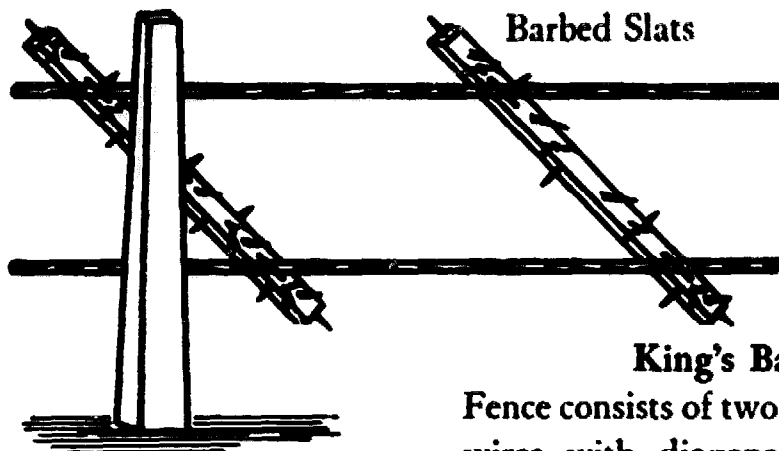
968 Dabb's Picketed Strip

Sheet metal strip with fixed iron spikes running along top of fence. Patented [63482] April 2, 1867, by Alphonso Dabb of Elizabethport, N.J.



Dabb's Picketed Strip 969

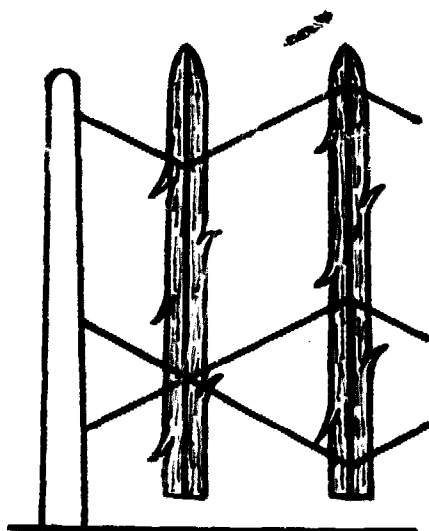
Sheet metal strip with fixed iron spikes running along top of fence. Patented [63482] April 2, 1867, by Alphonso Dabb of Elizabethport, N.J.



Barbed Slats

King's Barbed Pickets 970


Fence consists of two or more horizontal wires with diagonal wooden pickets. Pickets are barbed on ends, edges, and sides. Patented [178645] June 13, 1876, by Lyman B. King, Jr. of Lincoln, Nebr.



971


Fish's Barbed Picket Fence

Picket fence of truss wires and T-angle iron pickets. Center rib of picket is notched for truss wires and the outer edges slit to form barbs. Patented [218373] August 12, 1879, by George M. Fish of Chicago, Ill.



972 Bernard-Rice's Interwoven Picket

Combination two-strand wire and interwoven pickets. Common staple serves for fastener and barb. Patented [243835] July 5, 1881, by David B. Bernard and Elisha H. Rice of Kirksville, Mo.



973 Emerson's Metallic Picket

Fluted sheet metal picket with punch-out barb points. Patented [358602] March 1, 1887, by James E. Emerson of Beaver Falls, Pa.

Section V. *Warning Devices*

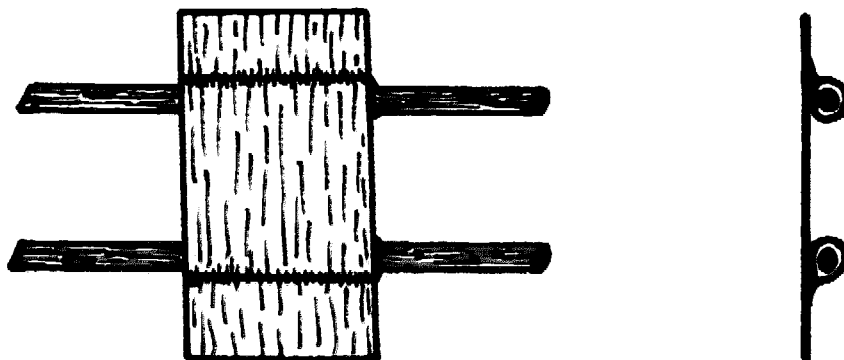
Erecting an effective barrier against straying livestock was the desire of ranchers and farmers alike, and they were concerned that a barrier should restrain but not injure an animal. Consequently, various warning devices were developed to enable tractable animals to discover the existence of barbed wire fences before they were cut or crippled. These devices were attached to the wire at the factory or later when the wire was stretched for fencing.

Warning devices bore such names as "barbed wire signals," "indicators," "warning strips," "warning plates," and "cattle protectors." Made of paper, wood, or metal, they appeared in the shapes of tags, plates, blocks, balls, strips, and slats. The strips and slats also served as fence stays and spacers.

After it was learned that livestock soon became conditioned to the presence of barbed wire fences and stayed clear of them, warning devices completely lost what little prominence they had previously gained.

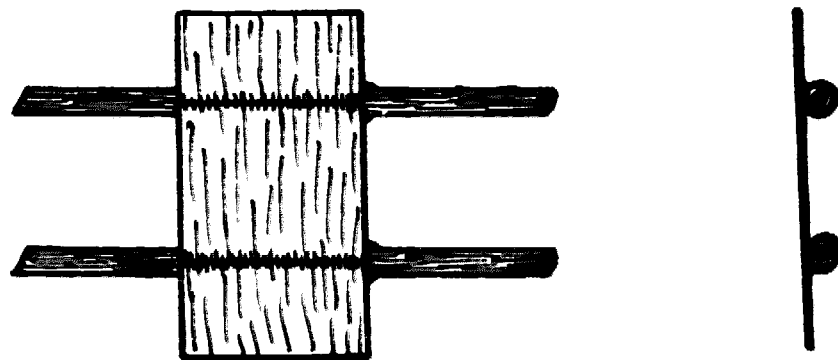
WARNING DEVICES

Plates




974 Briggs' Tin Plate

Parallel single-wire strands with crimped-on sheet metal plate. Seams are off-center to strands. Patented [252071] January 10, 1882, by Orlando P. Briggs of Chicago, Ill.




975 Briggs' Center-seam Tin Plate

Parallel single-wire strands with crimped-on sheet metal plate. Seams are centered on the strands. Patented [252071] January 10, 1882, by Orlando P. Briggs of Chicago, Ill.



Sergeant's Warning Plate 976

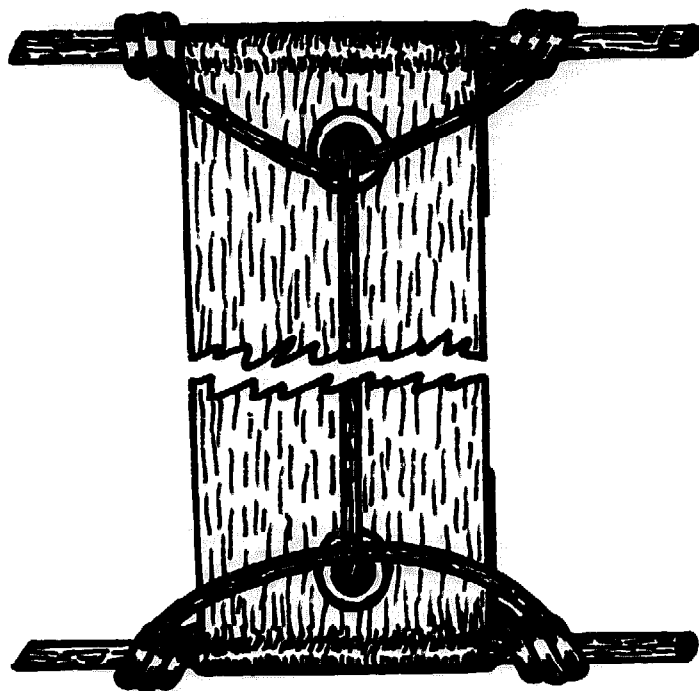
Two-strand wire with sheet metal plate. Supports bend in opposite directions to hold plate in place. Patented [299169] May 27, 1884, by Raphael Sergeant of Pittsburgh, Pa.




Gholson's Warning Plate 977

Two parallel double strands with sheet metal warning plate. Patented [353129] November 23, 1886, by William C. Gholson of Cincinnati, Ohio.


Strips

**978 Hoisington Fence Guard**

Perforated sheet metal strip with wire tie. Strip is fastened vertically and at staggered intervals in fencing. Inventor of device is unknown.


**979 Crandal's Indicator**

Sheet metal plate bent to slip down over fence strands. A wooden block is inserted in the device to rest on the wire. Lower bend in plate prevents indicator dropping off. Patented |220912| October 28, 1879, by Edward M. Crandal of Chicago, Ill.



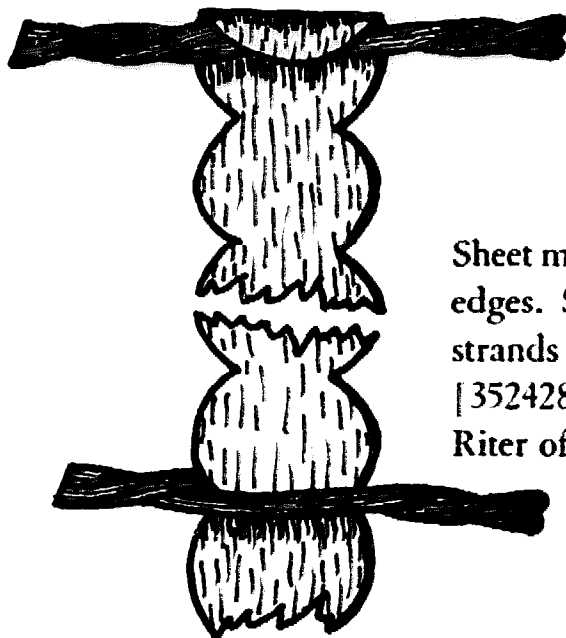
Bentley's Indicator 980

Sheet metal strap with slot-and-tongue fasteners. Straps are staggered in fencing. Patented [300940] June 24, 1884, by Charles S. Bentley of Dubuque, Iowa.



Pratt's Warning Strip 981

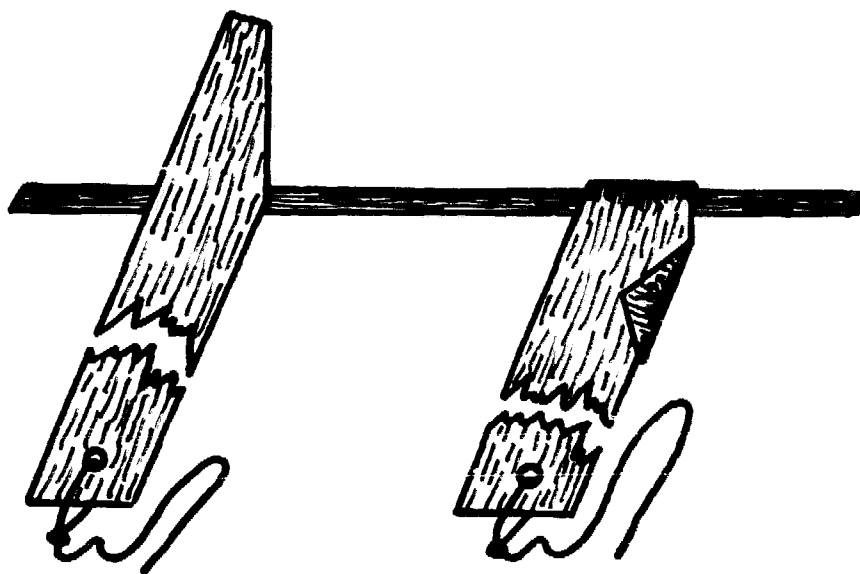
Wooden rail suspended with metal straps from fence wire. One end of strap is bolted to rail. Spring action of other end permits easy mounting. Patented [348929] September 7, 1886, by H. C. Pratt of Canandagua, N.Y.



982

Riter's Circle-edge Slat


Sheet metal strip with circular cuts along edges. Strips are fastened vertically to strands of wire fencing. Patented [352428] November 9, 1886, by John L. Riter of Brownsville, Ind.



983 Raile's Fence Signal


Sheet metal strip folded and crimped to one fence wire and anchored to another with a tie wire. Patented [367664] August 2, 1887, by Robert E. Raile of Topeka, Kans.

Blocks



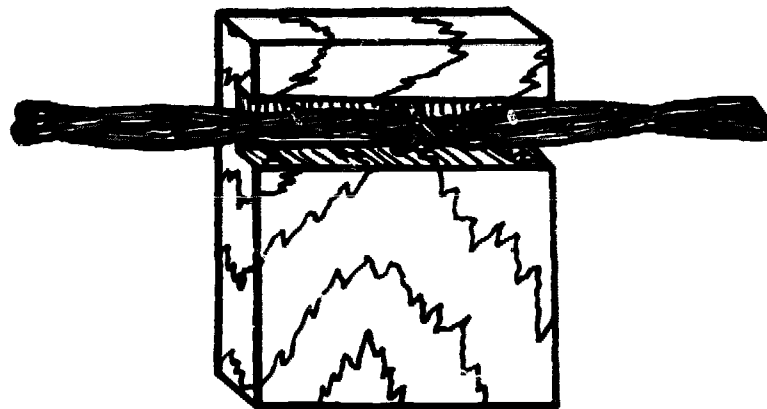
984 Boone's Round Guard Block

Round block adaptable to either wire or metallic strip. Sheet metal insert holds guard in place. Patented [294572] March 4, 1884, by Robert Boone, Jr. of Philadelphia, Pa.




Boone's Square Guard Block 985

Square block adaptable to either wire or metallic strip. Sheet metal insert holds guard in place. Patented [294572] March 4, 1884, by Robert Boone, Jr. of Philadelphia, Pa.




Boone's Side-slot Visible Guard 986

Perforated wooden block with slot cut in one side to receive the wire strands. Tie wire holds block in place on the strands. Patented [321787] July 7, 1885, by Robert Boone, Jr. of Philadelphia, Pa.



987 Boone's Top-slot Visible Guard

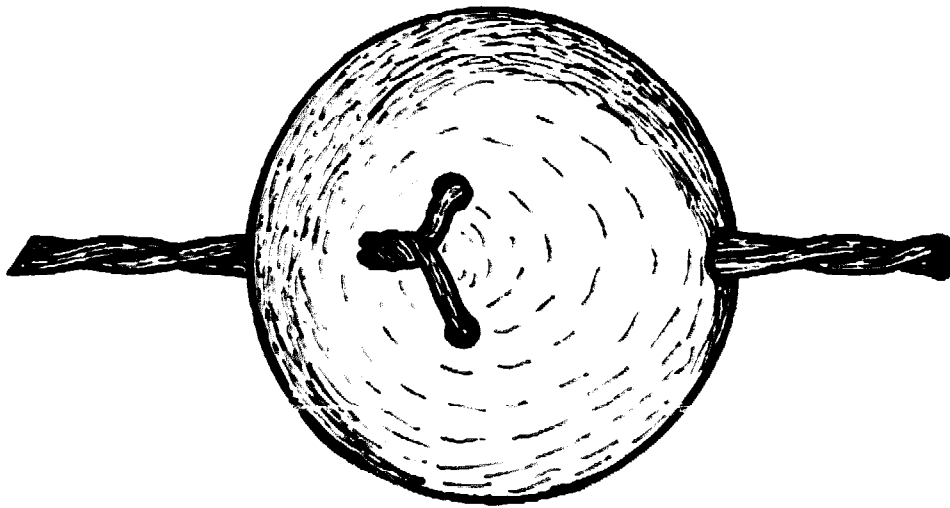
Perforated wooden block with slot cut in one end to receive wire strands. Tie wire above strands holds block in place. Patented [321787] July 7, 1885, by Robert Boone, Jr. of Philadelphia, Pa.



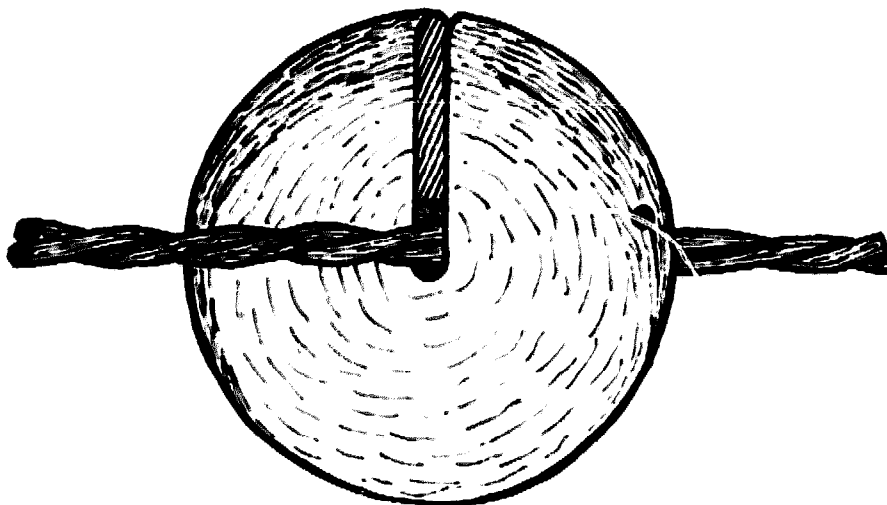
988 Chappell's Wire Guard

T-shaped suspension block for fence strand. Tie wire is crimped after passing around strand and through a hole in the block. Patented [401133] April 9, 1889, by Merritt B. Chappell of Battle Creek, Iowa.

Balls

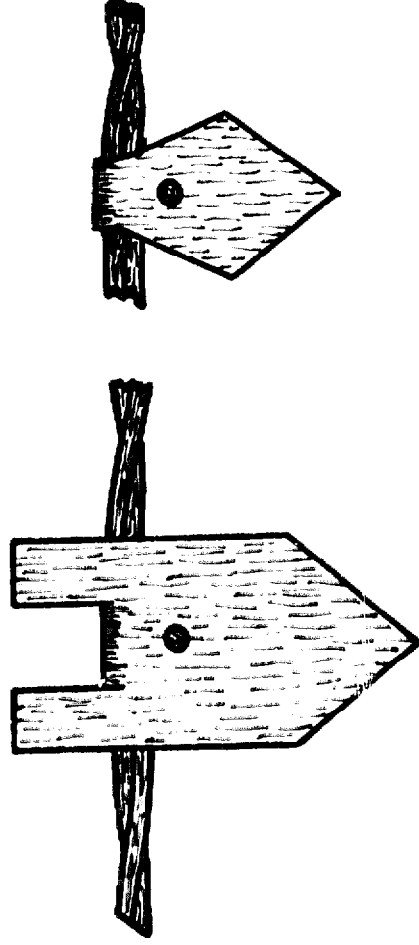
**Bacon's Wire-fastened Warning Ball 989**

Wooden ball with hole through center. Ball is cut in half. Halves are mounted on fence strands and tied together with wire through off-center holes. Patented [297487] April 22, 1884, by Charles H. Bacon of Springfield, Ohio.


**Bacon's Pin-fastened Warning Ball 990**

Wooden ball with opening cut past the center. Ball is mounted on fence and held in place with wire pin. Patented [297487] April 22, 1884, by Charles H. Bacon of Springfield, Ohio.

Tags

**991 Schlyer's Fence Signal**

Paired sheet metal plates riveted to fence strand. Plates are free to rotate. Patented [405851] June 25, 1889, by John Schlyer of Hays City, Kans.

**992 Herweyer's Warning Plates**

Quarter-moon and shield-shaped sheet metal plates. Plates are suspended alternately along fence wire. Patented [517548] April 3, 1894, by Leonard Herweyer of Vogel Centre, Mich.

References

1. Government Documents

Official Gazette Issued by the U.S. Patent Office from 1853 to 1897, Inclusive. Department of Commerce, Washington, D.C.

Patent Specifications (Reprints of Wire, and Metallic Strip Fencing Inventions) Issued by the U.S. Patent Office from 1853 to 1897, Inclusive. Department of Commerce, Washington, D.C.

2. Newspapers

The American Barbed Wire Journal (Snyder, Texas), June, 1967–May, 1968.

Barb Wire Times (McAlester, Oklahoma), June, 1967–May, 1968.

3. Books

McCallum, Henry D., and Frances T. *The Wire that Fenced the West.* Norman, University of Oklahoma Press, 1965.

James, Jesse S. *Early United States Barbed Wire Patents.* Maywood, California, Privately Printed (1966).

Webb, Walter Prescott. *The Great Plains.* Boston, Ginn and Company, 1931.

4. Periodicals

McClure, C. Boone, editor. "History of the Manufacture of Barbed Wire," *Panhandle-Plains Historical Review* (1958).

Indexes

INDEX TO PATENTS

1853

10211	Nov. 8	Meriwether, William H.	10
-------	--------	------------------------	----

1867

63482	Apr. 2	Dabb, Alphonso	345, 346
66182	June 25	Smith, Lucian B.	64, 142
67117	July 23	Hunt, William D.	83

1868

74379	Feb. 11	Kelly, Michael	72, 169, 170
84062	Nov. 17	Kelly, Michael	270, 284

1871

118135	Aug. 15	Judson, Lyman P.	306
--------	---------	------------------	-----

1873

138763	May 13	Rose, Henry M.	338
--------	--------	----------------	-----

1874

146671	Jan. 20	Haish, Jacob	141
147634	Feb. 17	Haish, Jacob	295, 341
147756	Feb. 24	Ellwood, Isaac L.	292
152368	June 23	Haish, Jacob	307
153965	Aug. 11	Kennedy, Charles	74, 76, 80, 81
155538	Sept. 29	Merrill, Luther and John C.	53
157124	Nov. 24	Glidden, Joseph F.	31, 99-106, 215-19, 229, 230, 252

1875

158451	Jan. 5	Wilson, Francis T.	61
162835	May 4	Mack, Martin M.	38

163116	May 11	Stout, Stephen	144
163169	May 11	Ellwood, Reuben	80
163955	June 1	Watkins, William and Scutt, Hiram B.	285
164181	June 8	Kennedy, Charles	80
164552	June 15	Haish, Jacob	71
164947	June 29	Stover, Daniel C.	70, 175
165220	July 6	Duffy, James F. and Schroder, Nicholas	71
167240	Aug. 31	Haish, Jacob	109, 110
168550	Oct. 11	Armstrong, Frank and Doolittle, George	171
168886	Oct. 19	Devore, Levi M.	47, 49
169393	Nov. 2	Wormley, Abram V.	226
170518	Nov. 30	Brown, Warren L. and Tubbs, Lawrence G.	183
170891	Dec. 7	Page, Justin E.	43
171008	Dec. 14	Frentress, Henry N.	194
171104	Dec. 14	Dobbs, John and Booth, Benjamin F.	64
171105	Dec. 14	Dobbs, John and Booth, Benjamin F.	39
171208	Dec. 31	Armstrong, Frank	178

1876

173271	Feb. 8	Collins, William G.	66
174664	Mar. 14	Crandal, Edward M.	245
175667	Apr. 4	Colwell, Myron W.	57
176120	Apr. 11	Jayne, William H. and Hill, James H.	62, 161
176262	Apr. 18	Armstrong, Frank	202
176523	Apr. 25	Emerson, Richard	40, 132
177752	May 23	Salisbury, Charles H.	133
178195	May 30	Sims, Elijah	333
178581	June 13	Allen, William G.	59
178605	June 13	Decker, Alexander C.	31, 68
178645	June 13	King, Jr., Lyman B.	346
179268	June 27	Clark, Norman	312
179555	July 4	Harsha, Mortimer S.	75
180185	July 25	Allen, George W.	57, 158
180656	Aug. 1	Scutt, Hiram B.	188-93
181328	Aug. 22	Ford, Robert	291
181433	Aug. 22	Glidden, Joseph F.	31, 32
181533	Aug. 29	Miller, Charles W.	35
181537	Aug. 29	Pooler, Rheubin H. and Jones, William T.	75, 178
181608	Aug. 29	Upham, Andrew J.	123

Patents

367

182212	Sept. 12	McGlin, James C. and Hart, Thomas E.	228
182351	Sept. 19	Brown, Rollin G.	245
182626	Sept. 26	Armstrong, Frank	74, 179
182778	Oct. 3	Vosburgh, Cyrus A.	46, 118, 119
182817	Oct. 3	Gilman, W. H.	285
182819	Oct. 3	Harsha, Mortimer S.	72
182928	Oct. 3	Hill, Peter P.	247
182976	Oct. 3	Weber, Theodore A.	66
183531	Oct. 24	Brinkerhoff, Jacob	312
183552	Oct. 24	Evans, Lemuel E.	246
183883	Oct. 31	Bagger, Louis	67
184486	Nov. 21	Watkins, William	189, 191, 193, 194
184694	Nov. 28	Billings, George W.	150, 224
184844	Nov. 28	Crandal, Edward M.	232, 233
185333	Dec. 12	Knickerbocker, Millis	74
185346	Dec. 12	Nelson, John C.	47
185688	Dec. 26	Merrill, John C.	54, 65, 146

Reissues

6913	Feb. 8	Glidden, Joseph F.	30, 31, 98, 99
6914	Feb. 8	Glidden, Joseph F.	50-53, 145, 254

1877

186716	Jan. 30	Decker, Alexander C.	253
186922	Feb. 6	Brinkerhoff, Jacob	313
187049	Feb. 6	Reynolds, William L.	198
187172	Feb. 6	Putman, Henry W.	32
187723	Feb. 27	Nellis, Aaron J.	313
189047	Apr. 3	Kittleson, Ole O.	48
189122	Apr. 3	McNeill, John	124
189861	Apr. 24	Hunt, George G.	233
189994	Apr. 24	Bronson, Adelbert E.	141, 248
190081	Apr. 24	Scarlett, Charles W. and William	78, 79
190167	May 1	Stover, Daniel C.	28
190836	May 15	Dobbs, John	28
191011	May 22	Nellis, Aaron J.	277
191263	May 29	Steward, John F.	248
191348	May 29	Judson, Lyman P.	285
191468	May 29	Richards, Marcius C.	338
191818	June 12	Topliff, Cyrus L.	339
191913	June 12	Barnes, Walter G.	307
191993	June 12	Nellis, Aaron J.	275

192225	June 19	Burnell, Arthur S.	150, 151
192468	June 26	Stetson, Thomas D.	67
192736	July 3	Burrows, William T.	183
193370	July 24	Hunt, George G.	243
193557	July 24	Scutt, Hiram B.	76, 181
194260	Aug. 14	Parker, Charles P.	238, 242
194647	Aug. 28	Burrows, William T.	198
195091	Sept. 11	Cherry, Hamilton and Wheeler, Harry E.	194, 202, 203
195239	Sept. 18	Scutt, Hiram B.	161
197172	Nov. 13	Randall, Frank C.	158
197378	Nov. 20	Kelly, Charles E.	176
197729	Dec. 4	Hunt, George G.	246, 249
197757	Dec. 4	Bestor, Francis L.	256, 257
198135	Dec. 11	McFarland, Lewis H.	159
198140	Dec. 11	Middleton, William A.	139
198688	Dec. 25	Rose, Henry M.	35, 36

1878

199018	Jan. 8	Betts, Lewis F.	286
199162	Jan. 15	McNeill, John	79
199330	Jan. 15	St. John, Spencer H.	62, 162
199538	Jan. 22	Hallner, John	85
199924	Feb. 5	Mighell, Montraville P.	38, 221
200125	Feb. 12	Brunner, Charles and Reynolds, Hiram	46, 50, 65
200494	Feb. 19	Washburn, Charles F.	159
200783	Feb. 26	Wing, Lewis T. Larson	63, 162
201507	Mar. 19	Dodge, Thomas H.	46, 77
201889	Apr. 2	Nadelhoffer, John W.	129
201890	Apr. 2	Orwig, Thomas G.	63
203349	May 7	Kittleson, Ole O.	134
203779	May 14	Reynolds, Hiram	55
204312	May 28	Frye, William H. H.	110, 111
204735	June 11	Housum, Charles P.	339, 340
205000	June 18	Scutt, Hiram B.	182
205234	June 25	Billings, Frank	162
205501	July 2	Pederson, Ole	198
205639	July 2	Havenhill, Edwin	179, 185
205697	July 2	St. John, Spencer H. and Justus M.	226
205702	July 2	Upham, Andrew J.	106, 120

Patents

369

206754	Aug. 6	Underwood, Henry M.	213, 231
207710	Sept. 3	Brotherton, Jacob	111-13, 167, 219
208001	Sept. 10	Tysdal, Knud	248, 249
208140	Sept. 17	Baker, Charles H. and Bestor, Francis L.	129, 130
208538	Oct. 1	Pitney, Albert L.	44, 116
208688	Oct. 8	Miles, Purches	28
209467	Oct. 29	Daley, Michael	38, 39, 58
209790	Nov. 12	Allis, Thomas V.	333

1879

211349	Jan. 14	Shuman, Thomas	197
211863	Feb. 4	Parker, Charles P.	185
212080	Feb. 4	Winterbotham, J.	160
212874	Mar. 4	Vaughan, Henry M.	113
214095	Apr. 8	Brinkerhoff, Jacob	277-80
214211	Apr. 8	Wager, William H.	146
214417	Apr. 15	Munson, Andrew M.	61
214860	Apr. 29	Woods, Franklin	302
215404	May 13	Shuman, Thomas	69, 175, 186
215888	May 27	Crowell, J. S.	195
216294	June 10	Ross, Noble G.	152, 153
216358	June 10	Swan, Frank	189
216637	June 17	Wilkes, Edward V.	63
218290	Aug. 5	Lord, Tyler C.	81, 183, 184
218373	Aug. 12	Fish, George M.	346
218506	Aug. 12	Duncan, John A.	61, 160
219067	Sept. 2	Burroughs, Henry R.	296
219143	Sept. 2	Brinkerhoff, Jacob and Warren M.	275, 276
220740	Oct. 21	Weaver, James H.	255
220912	Oct. 20	Crandal, Edward M.	353
221158	Nov. 4	Crandal, Edward M.	208
221300	Nov. 4	Gregg, Samuel H.	136, 170, 182
221427	Nov. 11	Sherman, Charles A.	248, 250
222747	Dec. 16	Stevens, Sidney M.	163

1880

223780	Jan. 20	Welch, John and Dutot, James	340
224482	Feb. 10	Scutt, Hiram B.	142
225717	Mar. 23	Orwig, Thomas G.	340

227948	May 25	Beers, Edwin A. and Eaton, Thomas W.	134
230445	July 27	Stoll, Jacob	204
232372	Sept. 21	Scutt, Hiram B.	153
233713	Oct. 26	Thompson, Salmon	76
233832	Nov. 2	Baker, George C.	182
234080	Nov. 2	Shuman, Thomas	209

1881

238255	Mar. 1	Shuman, Thomas	197
238296	Mar. 1	Korchhoffer, George W.	327, 328
238447	Mar. 1	Shinn, Milton C.	55, 56, 154
239128	Mar. 22	Westgarth, John	293
239553	Mar. 29	Root, William A.	124, 125
239891	Apr. 5	Upham, Andrew J.	67, 84, 85
239892	Apr. 5	Upham, Andrew J.	86
240388	Apr. 19	Crandal, Edward M.	233
241601	May 17	Brinkerhoff, Jacob and Warren M.	281
241791	May 21	Crandal, Edward M.	238-40
241841	May 24	Brinton, Caleb	72, 79
242636	June 7	Harbaugh, Joseph W.	307
243835	July 5	Bernard, David B. and Rice, Elisha H.	347
244274	July 12	Marshall, Charles K.	313
244726	July 26	Allis, Thomas V.	303, 316-18, 322
244953	July 26	Upham, Andrew J.	154
245256	Aug. 2	Wright, Ivy E.	133
246191	Aug. 23	Nichols, George W.	222
246866	Sept. 13	Chapman, Melville S.	341
247537	Sept. 27	Connelly, Joseph H.	333, 334
247539	Sept. 27	Crandal, Edward M.	208
247540	Sept. 27	Crandal, Edward M.	172
248348	Oct. 18	Preston, Othniel	11, 221, 223
248374	Oct. 18	Whiteman, Israel R.	119
248999	Nov. 1	Butler, William W.	136
249173	Nov. 8	Gunderson, Albert	59, 60
249212	Nov. 8	Washburn, Charles F.	141, 223
249418	Nov. 8	St. John, Spencer H.	120
249522	Nov. 15	Hepp, Daniel	116
249817	Nov. 22	Wright, Ivy E.	107
250014	Nov. 22	Stover, Daniel C.	207
250070	Nov. 29	Hill, Peter P.	154

Patents

371

250219	Nov. 29	Dodge, Thomas H.	82
250899	Dec. 13	Dodge, Thomas H.	77
251273	Dec. 20	Neely, Thomas and Marland, Alfred	87, 212
251276	Dec. 20	Olsen, Olaf R.	82
251505	Dec. 27	Barker, George E.	83, 204

1882

252071	Jan. 10	Briggs, Orlando P.	351
252746	Jan. 24	Dodge, Thomas H. and Washburn, Charles G.	146-48
253022	Jan. 31	Ellwood, Abram	125, 126, 164, 225
253632	Feb. 14	Schmeiser, Henry J.	44
254278	Feb. 28	Connelly, Joseph H.	327
254539	Mar. 7	Decker, Alexander C.	155
254888	Mar. 14	Smallwood, Scott	73, 77
254904	Mar. 14	Bate, William S.	304, 305
254923	Mar. 14	Clark, Norman	220
255399	Mar. 21	Upham, Andrew J.	286
255728	Mar. 28	Evans, Lemuel E.	117, 252
255762	Apr. 4	Brock, William E.	308
255763	Apr. 4	Brock, William E.	86
256535	Apr. 18	Baker, George C.	270
256880	Apr. 25	Case, George	47
257196	May 2	Wiles, Robert H.	121
258014	May 16	Brinkerhoff, Jacob and Warren M.	69, 168
258412	May 23	Gregg, Samuel H.	318
258706	May 30	Brinkerhoff, Jacob and Warren M.	75, 177
258887	June 6	Carpenter, James	318
258888	June 6	Carpenter, James	319
258914	June 6	Harris, William M.	286
260268	June 27	Wiles, Robert H.	134
260844	July 11	Clark, Norman	213, 214
261185	July 18	Upham, Andrew J.	155, 163
261212	July 18	Elsey, George	186, 187
261619	July 25	Massey, Ward E.	265
261703	July 25	Haish, Jacob	29
261704	July 25	Haish, Jacob	172, 173
262200	Aug. 8	Bodman, Charles G.	163, 164
264110	Sept. 12	Scutt, John F.	190
264436	Sept. 19	Brainerd, Frank W.	135
264495	Sept. 19	Upham, Andrew J.	121

264728	Sept. 19	May, John M.	137, 177
265025	Sept. 26	Cook, Joseph T.	246, 247, 249, 250
265223	Sept. 26	Elsey, George	281
266336	Oct. 24	Allis, Thomas V.	319
266545	Oct. 24	Smith, Eldridge J.	36, 37, 56
266705	Oct. 31	Mann, Charles A.	263, 274
267067	Nov. 7	Evans, Lemuel E.	121
267253	Nov. 7	Randel, Charles D.	164
267485	Nov. 14	Brinkerhoff, John J.	179, 180
268263	Nov. 28	Milligan, John C.	303, 319
268264	Nov. 28	Milligan, John C.	268, 269
268453	Dec. 5	Brainard, Curtis B.	131, 132
268721	Dec. 5	Osterman, John P.	60
269444	Dec. 19	Mihills, Merrick A.	204
269631	Dec. 26	Brinkerhoff, John J.	178, 180, 181

1883

270098	Jan. 2	Nadelhoffer, John W.	130
270116	Jan. 2	Pond, Orlando M.	196
271693	Feb. 6	Edenborn, William and Griesche, Gustav	165
272091	Feb. 13	Shellaberger, Kirk L.	196, 205
272407	Feb. 20	Briggs, Orlando P.	155
272482	Feb. 20	Salisbury, Charles H.	306
272534	Feb. 20	Devendorf, Henry A.	281
272563	Feb. 20	Lenox, Edwin S.	159
272923	Feb. 27	Upham, Andrew J.	270, 304
272933	Feb. 27	Allis, Thomas V.	328
272936	Feb. 27	Allis, Thomas V.	328
273219	Feb. 27	Baker, George C.	29, 90, 91, 214, 225, 251
273245	Mar. 6	Bate, William S.	86
275536	Apr. 10	Sproule, Adam W.	62
276039	Apr. 17	Hewitt, William	246
276439	Apr. 24	Mann, Charles A.	322
276883	May 1	Roberts, William S.	294
277288	May 8	Hyde, Charles F.	205
277423	May 8	Locke, Charles S.	44
277916	May 22	Miles, Purches	25, 26
277917	May 22	Miles, Purches	15, 16, 126, 165
280100	June 28	Upham, Andrew J.	287
280857	July 10	Phillips, Oliver O.	211

Patents

373

281300	July 17	Root, William A.	165
282449	July 31	Dodge, Thomas H.	107, 108
282453	July 31	Goss, Joseph	205
283614	Aug. 21	Kelly, Michael	91, 287
284218	Sept. 4	Mann, Charles A.	271
284261	Sept. 4	Upham, Andrew J.	32, 33, 108
285014	Sept. 18	Clow, William M.	131
285229	Sept. 18	Childs, J. Wallace	298, 299
286130	Oct. 2	Gunderson, Albert	156
286147	Oct. 2	Oliver, James B.	193, 195
286507	Oct. 9	Upham, Andrew J.	138
286512	Oct. 9	Weber, Theodore A.	117
286987	Oct. 16	Kay, William V.	240
287059	Oct. 23	Scutt, Hiram B.	282
287091	Oct. 23	Brainard, Curtis B.	195
287261	Oct. 23	Evans, John Elias	206, 231
287337	Oct. 23	Stubbe, John	199
287372	Oct. 23	Ford, John C.	188, 200
287391	Oct. 23	Reynolds, William R.	11
287803	Nov. 6	Clow, William M.	131
289076	Nov. 27	Dodge, Thomas H.	177
289207	Nov. 27	Barr, Charles H.	174, 188, 200
290974	Dec. 25	Cline, John B.	224

1884

291420	Jan. 1	Stevens, Amasa W.	45
293411	Feb. 12	Brock, William E.	320
293412	Feb. 12	Brock, William E.	11, 30
293584	Feb. 12	Lord, Tyler C.	166
294572	Mar. 4	Boone, Jr., Robert	355, 356
294612	Mar. 4	Gore, Willis K.	227
294827	Mar. 11	Upham, Andrew J.	173
294963	Mar. 11	Brock, William E.	306
296060	Apr. 1	Potts, Albert	276
296753	Apr. 15	Kelly, John E.	320
296835	Apr. 15	Hulbert, Arthur G.	89, 142
297203	Apr. 22	Underwood, Henry M.	143
297487	Apr. 22	Bacon, Charles H.	358
298193	May 6	Forrester, Samuel	201, 202
298440	May 13	Brainard, Curtis B.	70, 168
299072	May 20	Howell, William G.	329

299169	May 27	Sergeant, Raphael	175, 352
299763	June 3	Edenborn, William	144
299916	June 3	Decker, Alexander C.	127
300783	June 24	Lenox, Edwin S.	33, 54
300940	June 24	Bentley, Charles S.	354
301086	July 1	Briggs, Orlando P.	39
301126	July 1	Jordan, Edmund	322
301186	July 1	Upham, Andrew J.	171, 196
301187	July 1	Upham, Andrew J.	282
302275	July 22	Morgan, Thomas H.	78, 197
302422	July 22	Nadelhoffer, John W.	133
302534	July 22	Jordan, Edmund	323
303406	Aug. 12	Sunderland, Leslie E.	37, 40, 41
305276	Sept. 16	Blackmer, Francis A.	87
305277	Sept. 16	Blackmer, Francis A.	283
305282	Sept. 16	Brock, William E.	271
305283	Sept. 16	Brock, William E.	295, 296
305354	Sept. 16	Upham, Andrew J.	288
305355	Sept. 16	Upham, Andrew J.	87
305356	Sept. 16	Upham, Andrew J.	221
307005	Oct. 21	Blackmer, Francis A.	283, 288, 299-301
307673	Nov. 4	Nadelhoffer, John W.	128, 169, 225
307940	Nov. 11	Hawkins, E. E.	314
308451	Nov. 25	Woodruff, Charles E. and Hutchins, William J.	41
309924	Dec. 20	Burtis, William	288

1885

310813	Jan. 13	Ford, Franklin D.	308
311426	Jan. 27	Ford, Franklin D.	41, 42
311740	Feb. 3	Ford, Franklin D.	42, 115, 160
312440	Feb. 17	De Walt, George	170
312454	Feb. 17	Ford, Franklin D.	42, 115, 116
312463	Feb. 17	Hart, Hubert C.	191, 192, 203
313391	Mar. 3	Upham, Andrew J.	138
313929	Mar. 17	Edenborn, William	92, 108, 113-15, 138, 148, 156, 223
314183	Mar. 17	Jordan, Edmund	323, 324
314512	Mar. 24	Brainerd, Frank W.	122
317799	May 12	Kilmer, Irving A. and Melvin D.	262, 263, 314

Patents

375

319807	June 9	Ford, Franklin D.	272, 273
321264	June 30	Wheeler, Elonzo S.	199
321787	July 7	Boone, Jr., Robert	356, 357
322108	July 14	Kelly, Michael	45, 73, 117, 220
323724	Aug. 4	Pattison, George H.	135
324221	Aug. 11	Brinkerhoff, John J.	273-75
327755	Oct. 6	Beerbower, George M.	139
330893	Nov. 24	Hill, Christian C.	122
330993	Nov. 24	Matteson, Eugene R.	139
331908	Dec. 8	Potter, James	118
332252	Dec. 15	Haish, Jacob	176
332393	Dec. 15	Haish, Jacob	289, 294
332755	Dec. 22	Scutt, Hiram B.	123, 171

1886

333887	Jan. 5	Perry, W. H.	337
336664	Feb. 23	Potter, James	118
338229	Mar. 16	Hunt, J. E.	43
341921	May 18	Kraft, Charles J. F. and Augustus, C. H.	43, 123
343482	June 8	McGill, George W.	240, 242, 243
344077	June 22	Brock, Adaline	269
344428	June 29	Whitney, Jack F. and Hubbell, Myron R.	244
345259	July 6	Roop, Jacob W.	329
348929	Sept. 7	Pratt, H. C.	354
352428	Nov. 9	Riter, John L.	209, 210, 354
353129	Nov. 23	Gholson, William C.	352

1887

356762	Feb. 1	Haish, Jacob	33, 34, 93
358602	Mar. 1	Emerson, James E.	347
359178	Mar. 8	Randall, Benjamin F.	336
367398	Aug. 2	Hodge, Chester A.	206, 207
367664	Aug. 2	Raile, Robert E.	355
367893	Aug. 9	Cloud, William J.	210
368014	Aug. 9	Schmidt, Julius	334
369825	Sept. 13	Utter, Homer	212
373772	Nov. 22	Fisher, Jr., George P.	296, 297

1888

376418	Jan. 10	Rodgers, Charles D.	34, 54, 73
377252	Jan. 31	Griswold, John Wool	173, 174
379729	Mar. 26	Rodden, William H.	149
380388	Apr. 3	Griswold, John Wool	174
380573	Apr. 3	Huffman, Orlando	88
380884	Apr. 10	Greene, Merritt	93
383804	May 29	Freese, Peter C.	241, 242
386742	July 24	Grellner, Christopher J.	309-11, 314, 315
387116	July 31	Sjöström, Johannes	82, 83
391502	Oct. 23	Benson, John J.	237, 238
392433	Nov. 6	Hodge, Chester A.	167

1889

401133	Apr. 9	Chappell, Merritt B.	357
403774	May 21	Pearson, Alfred N.	254-56
404879	June 11	Trevitt, Constant S. and Mouck, Solomon F.	276, 290
405851	June 25	Schlyer, John	359
418617	Dec. 31	Huffman, Orlando	88

1890

421055	Feb. 11	Robinson, Edward W.	137
433940	Aug. 12	Hathaway, William E. and Edgar F., and Woodard, Alonzo B.	16, 17
437805	Oct. 7	Walton, William T.	73
441005	Nov. 18	Gregg, Samuel H.	264, 274
442525	Dec. 9	Huffman, Orlando	128

1891

444957	Jan. 20	Jordan, Edmund	324
446557	Feb. 17	Allis, Thomas V.	325
446558	Feb. 17	Allis, Thomas V.	325
446607	Feb. 17	Blake, John W.	132, 140
447927	Mar. 10	Woodard, Alonzo B.	18
449279	Mar. 31	Beresford, James	335, 336
452002	May 12	Guenzel, Edward B.	184
453272	June 2	Grosvenor, George H.	12
462887	Nov. 10	Woodard, Alonzo B.	262, 266, 267
463742	Nov. 24	Haish, Jacob	93, 94

Patents

377

465391	Dec. 15	Shellaberger, M. M.	12, 13
465629	Dec. 22	Lewis, Elliott L.	234
465630	Dec. 22	Lewis, Elliott L.	234
465638	Dec. 22	Griswold, John Wool	234
465639	Dec. 22	Griswold, John Wool	235
465640	Dec. 22	Griswold, John Wool	235
465641	Dec. 22	Griswold, John Wool	235
465642	Dec. 22	Griswold, John Wool	236
465643	Dec. 22	Griswold, John Wool	236
465644	Dec. 22	Griswold, John Wool	236
465645	Dec. 22	Griswold, John Wool	237

1892

466744	Jan. 5	Allis, Thomas V.	311
466745	Jan. 5	Allis, Thomas V.	326
466746	Jan. 5	Allis, Thomas V.	320, 321
466747	Jan. 5	Allis, Thomas V.	326
466748	Jan. 5	Allis, Thomas V.	327
466775	Jan. 12	Deines, George	68
469062	Feb. 16	Ingraham, T. J.	18, 230
470746	Mar. 16	Curtis, John D.	94, 95, 251
470747	Mar. 15	Curtis, John D.	95
472044	Apr. 5	Gearty, Hugh	211
472496	Apr. 5	Griswold, John Wool	237
475718	May 24	Cleaveland, John B.	19, 20
475719	May 24	Cleaveland, John B.	20
478170	July 5	Perkins, Richard B.	267, 316
484890	Oct. 25	Curtis, John D.	166
486173	Nov. 15	Allis, Thomas V.	266
486179	Nov. 15	Griswold, John Wool	241
486824	Nov. 22	Cleaveland, John B.	13

1893

490187	Jan. 47	Delffs, Arnold	68, 167
493210	Mar. 7	Funcheon, Daniel C.	185
494325	Mar. 28	Curtis, John D.	149
494326	Mar. 28	Curtis, John D.	156-58
494551	Apr. 4	Curtis, John D.	18, 19
496974	May 9	Guillaume, Theodore	150
501129	July 11	Allis, Thomas V.	321

506256	Oct. 10	Riter, John L.	22, 96
506257	Oct. 10	Riter, John L.	13, 214
506258	Oct. 10	Riter, John L.	19, 215
507088	Oct. 17	Mouck, Solomon F.	166, 291

1894

514672	Feb. 13	Curtis, John D.	140
516886	Mar. 20	Cleveland, John B.	14
517256	Mar. 27	Wright, George C.	14
517548	Apr. 3	Herweyer, Leonard	359
522826	July 10	Cleveland, John B.	14

1895

538401	Apr. 30	Allis, Thomas V.	321
539390	May 14	McNelly, Mathias F.	20, 21

1897

578032	Mar. 2	Smith, Datus C.	21-24, 96
578447	Mar. 9	Dent, Samuel	316
588774	Aug. 24	Perry, John C.	48, 49, 96, 97, 143, 144

1943

2308905	Jan. 19	Abbott, Harold Athelstance	58
---------	---------	----------------------------	----

1959

2909360	Oct. 20	Doerr, Raymond S.	36
---------	---------	-------------------	----

INDEX TO PATENTEES WITH PATENTS

A

Abbott, Harold Athelstance	
2308905	58
Allen, William G.	
178581	59
180185	57, 158
Allis, Thomas V.	
209790	333
244726	303, 316-18, 322
266336	319
272933	328
272936	328
446557	325
446558	325
466744	311
466745	326
466746	320, 321
466747	326
466748	327
486173	266
501129	321
538401	321
Armstrong, Frank	
171208	178
176262	202
182626	74, 179
Armstrong, Frank, and Doolittle, George	
168550	171

B

Bacon, Charles H.	
297487	358

Bagger, Louis	
183883	67
Baker, Charles H., and Bestor, Francis L.	
208140	129, 130
Baker, George C.	
233832	182
256535	270
273219	29, 90, 91, 214, 225, 251
Barker, George E.	
251505	83, 204
Barnes, Walter G.	
191913	307
Barr, Charles H.	
289207	174, 188, 200
Bate, William S.	
254904	304, 305
273245	86
Beerbower, George M.	
327755	139
Beers, Edwin A., and Eaton, Thomas W.	
227948	134
Benson, John J.	
391502	237, 238
Bentley, Charles S.	
300940	354
Beresford, James	
449279	335, 336
Bernard, David B., and Rice, Elisha H.	
243835	347

Bestor, Francis L. 197757	256, 257	219143	275, 276
Bestor, Francis L. (See Baker, Charles H., and Bestor, Francis L.)		241601	281
Betts, Lewis F. 199018	286	258014	69, 168
Billings, Frank 205234	162	258706	75, 177
Billings, George W. 184694	150, 224	Brinkerhoff, John J. 267485	179, 180
Blackmer, Francis A. 305276	87	269631	178, 180, 181
305277	283	324221	273-75
307005	283, 288, 299-301	Brinkerhoff, Warren M. (See Brinkerhoff, Jacob and Warren M.)	
Blake, John W. 446607	132, 140	Brinton, Caleb 241841	72, 79
Bodman, Charles G. 262200	163, 164	Brock, Adaline 344077	269
Boone, Jr., Robert 294572	355, 356	Brock, William E. 255762	308
321787	356, 357	255763	86
Booth, Benjamin F. (See Dobbs, John, and Booth, Benjamin F.)		293411	320
Brainard, Curtis B. 268453	131, 132	293412	11, 30
287091	195	294963	306
298440	70, 168	305282	271
Brainerd, Frank W. 264436	135	305283	295, 296
314512	122	Bronson, Adelbert E. 189994	141, 248
Briggs, Orlando P. 252071	351	Brotherton, Jacob 207710	111-13, 167, 219
272407	155	Brown, Rollin G. 182351	245
301086	39	Brown, Warren L., and Tubbs, Lawrence G. 170518	183
Brinkerhoff, Jacob 183531	312	Brunner, Charles, and Reynolds, Hiram 200125	46, 50, 65
186922	313	Burnell, Arthur S. 192225	150, 151
214095	277-80	Burroughs, Henry R. 219067	296
Brinkerhoff, Jacob and Warren M.		Burrows, William T. 192736	183
		194647	198

Patentees

381

Burtis, William
309924 288
Butler, William W.
248999 136

C

Carpenter, James
258887 318
258888 319
Case, George
256880 47
Chapman, Melville S.
246866 341
Chappell, Merritt B.
401133 357
Cherry, Hamilton, and
Wheeler, Harry E.
195091 194, 202, 203
Childs, J. Wallace
285229 298, 299
Clark, Norman
179268 312
254923 220
260844 213, 214
Cleaveland, John B.
475718 19, 20
475719 20
486824 13
516886 14
522826 14
Cline, John B.
290974 224
Cloud, William J.
367893 210
Clow, William M.
285014 131
287803 131
Collins, William G.
173271 66
Colwell, Myron W.
175667 57

Connelly, Joseph H.
247537 333, 334
254278 327
Cook, Joseph T.
265025 246, 247, 249, 250
Crandal, Edward M.
174664 245
184844 232, 233
220912 353
221158 208
240388 233
241791 238-40
247539 208
247540 172
Crowell, J. S.
215888 195
Curtis, John D.
470746 94, 95, 251
470747 95
484890 166
494325 149
494326 156-58
494551 18, 19
514672 140

D

Dabb, Alphonso
63482 345, 346
Daley, Michael
209467 38, 39, 58
Decker, Alexander C.
178605 31, 68
186716 253
254539 155
299916 127
Deines, George
466775 68
Delffs, A.
490187 68 167
Dent, Samuel
578447 316

- | | | | |
|----------------------------|---------------|----------------------------|----------|
| Harsha, Mortimer S. | | Hulbert, Arthur G. | |
| 179555 | 75 | 296835 | 89, 142 |
| 182819 | 72 | Hunt, George G. | |
| Hart, Hubert C. | | 189861 | 233 |
| 312463 | 191, 192, 203 | 193370 | 243 |
| Hart, Thomas E. | | 197729 | 246, 249 |
| (See McGlin, James C., | | Hunt, J. E. | |
| and Hart, Thomas E.) | | 338229 | 43 |
| Hathaway, William E. and | | Hunt, William D. | |
| Edgar F., and Woodard, | | 67117 | 83 |
| Alonzo B. | | Hutchins, William J. | |
| 433940 | 16, 17 | (See Woodruff, Charles E., | |
| Hawkins, E. E. | | and Hutchins, William J.) | |
| 307940 | 314 | Havenhill, Edwin | |
| Hepp, Daniel | | 205639 | 179, 185 |
| 249522 | 116 | Hyde, Charles F. | |
| Herweyer, Leonard | | 277288 | 205 |
| 517548 | 359 | | |
| Hewitt, William | | I | |
| 276039 | 246 | Ingraham, T. J. | |
| Hill, Christian C. | | 469062 | 18, 230 |
| 330893 | 122 | | |
| Hill, James H. | | J | |
| (See Jayne, William H., | | Jayne, William H., and | |
| and Hill, James H.) | | Hill, James H. | |
| Hill, Peter P. | | 176120 | 62, 161 |
| 182928 | 247 | Jones, William T. | |
| 250070 | 154 | (See Pooler, Rheubin H., | |
| Hodge, Chester A. | | and Jones, William T.) | |
| 367398 | 206, 207 | Jordan, Edmund | |
| 392433 | 167 | 301126 | 322 |
| Housum, Charles P. | | 302534 | 323 |
| 204735 | 339, 340 | 314183 | 323, 324 |
| Howell, William G. | | 444957 | 324 |
| 299072 | 329 | Judson, Lyman P. | |
| Hubbell, Myron R. | | 118135 | 306 |
| (See Whitney, Jack F., and | | 191348 | 285 |
| Hubbell, Myron R.) | | | |
| Huffman, Orlando | | K | |
| 380573 | 88 | Kay, William V. | |
| 418617 | 88 | 286987 | 240 |
| 442525 | 128 | | |

<i>Patentees</i>		385
Kelly, Charles E.	197378	176
Kelly, John E.	296753	320
Kelly, Michael	74379	72, 169, 170
	84062	270, 284
	283614	91, 287
	322198	45, 73, 117, 220
Kennedy, Charles	153965	74, 76, 80, 81
	164181	80
Kilmer, Irving A. and Melvin D.	317799	262, 263, 314
Kilmer, Melvin D. (See Kilmer, Irving A. and Melvin D.)		
King, Jr., Lyman B.	178645	346
Kittleson, Ole O.	189047	48
	203349	134
Knickerbocker, Millis	185333	74
Korchhoffer, George W.	238296	327, 328
Kraft, Augustus C. H. (See Kraft, Charles J. F. and Augustus C. H.)		
Kraft, Charles J. F. and Augustus, C. H.	341921	43, 123
L		
Lenox, Edwin S.	272563	159
	300783	33, 54
Lewis, Elliott L.	465629	234
	465630	234
Locke, Charles S.	277423	44
Lord, Tyler C.	218290	81, 183, 184
	293584	166
M		
McFarland, Lewis H.	198135	159
McGill, George W.	343482	240, 242, 243
McGlin, James C., and Hart, Thomas E.	182212	228
Mack, Martin M.	162835	38
McNeill, John	189122	124
	199162	79
McNelly, Mathias F.	539390	20, 21
Mann, Charles A.	266705	263, 274
	276439	322
	284218	271
Marland, Alfred (See Neely, Thomas, and Marland, Alfred)		
Marshall, Charles K.	244274	313
Massey, Ward E.	261619	265
Matteson, Eugene R.	330993	139
May, John M.	264728	137, 177
Meriwether, William H.	10211	10
Merrill, John C.	185688	54, 65, 146

Merrill, John C. (See Merrill, Luther and John C.)		Nellis, Aaron J. 187723 313 191011 277 191993 275
Merrill, Luther and John C. 155538 53		Nelson, John C. 185346 47
Middleton, William A. 198140 139		Nichols, George W. 246191 222
Mighell, Montraville P. 199924 38, 221		O
Mihills, Merrick A. 269444 204		Oliver, James B. 286147 193, 195
Miles, Purches 208688 28 277916 25, 26 277917 15, 16, 126, 165		Olsen, Olaf R. 251276 82
Miller, Charles W. 181533 35		Orwig, Thomas G. 201890 63 225717 340
Milligan, John C. 268263 303, 319 268264 268, 269		Osterman, John P. 268721 60
Morgan, Thomas H. 302275 78, 197		P
Mouck, Solomon F. 507088 166, 291		Page, Justin E. 170891 43
Mouck, Solomon F. (See Trevitt, Constant S., and Mouck, Solomon F.)		Parker, Charles P. 194260 238, 242 211863 185
Munson, Andrew M. 214417 61		Pattison, George H. 323724 135
N		Pearson, Alfred N. 403774 254-56
Nadelhoffer, John W. 201889 129 270098 130 302422 133 307673 128, 169, 225		Pederson, Ole 205501 198
Neely, Thomas, and Marland, Alfred 251273 87, 212		Perry, John C. 588774 48, 49, 96, 97, 143, 144
		Perkins, Richard B. 478170 267, 316
		Perry, W. H. 333887 337
		Phillips, Oliver O. 280857 211

<i>Patentees</i>		387	
Pitney, Albert L. 208538	44, 116	Richards, Marcius C. 191468 338	
Pond, Orlando M. 270116	196	Riter, John L. 352428 209, 210, 354	
Pooler, Rheubin H., and Jones, William T. 181537	75, 178	506256 22, 96	
Potter, James 331908	118	506257 13, 214	
336664	118	506258 19, 215	
Potts, Albert 296060	276	Roberts, William S. 276883 294	
Pratt, H. C. 348929	354	Robinson, Edward W. 421055 137	
Preston, Othniel 248348	11, 221, 223	Rodden, William H. 379729 149	
Putman, Henry W. 187172	32	Rodgers, Charles D. 376418 34, 54, 73	
R			
Randall, Benjamin F. 359178	336	Roop, Jacob W. 345259 329	
Randall, Frank C. 197172	158	Root, William A. 239553 124, 125	
Randel, Charles D. 267253	164	281300 165	
Reynolds, Hiram 203779	55	Rose, Henry M. 138763 338	
Reynolds, Hiram (See Brunner, Charles, and Reynolds, Hiram)		198688 35, 36	
Reynolds, William L. 187049	198	Ross, Noble G. 216294 152, 153	
Reynolds, William R. 287391	11	S	
Raile, Robert E. 367664	355	St. John, Justus M. (See St. John, Spencer H. and Justus M.)	
Rice, Elisha H. (See Bernard, David B., and Rice, Elisha H.)		St. John, Spencer H. 199330 62, 162	
		249418 120	
		St. John, Spencer H. and Justus M. 205697 226	
		Salisbury, Charles H. 177752 133	
		272482 306	
		Scarlett, Charles W. and William 190081 78, 79	

Tysdal, Knud
208901 248, 249

U

Underwood, Henry M.
206754 213, 231
297203 143

Upham, Andrew J.
181608 123
205702 106, 120
239891 67, 84, 85
239892 86
244953 154
255399 286
261185 155, 163
264495 121
272923 270, 304
280100 287
284261 32, 33, 108
286507 138
294827 173
301186 171, 196
301187 282
305354 288
305355 87
305356 221
313391 138
Utter, Homer
369825 212

V

Vaughan, Henry M.
212874 113
Vosburgh, Cyrus A.
182778 46, 118, 119

W

Wager, William H.
214211 146
Walton, William T.
437805 73

Washburn, Charles F.
200494 159
249212 141, 223

Washburn, Charles G.
(See Dodge, Thomas H.,
and Washburn, Charles G.)

Watkins, William
184486 189, 191, 193, 194

Watkins, William, and
Scutt, Hiram B.
163955 285

Weaver, James H.
220740 255

Weber, Theodore A.
182976 66
286512 117

Welch, John, and
Dutot, James
223780 340

Westgarth, John
239128 293

Wheeler, Elonzo S.
321264 199

Wheeler, Harry E.
(See Cherry, Hamilton, and
Wheeler, Harry E.)

Whiteman, Israel R.
248374 119

Whitney, Jack F., and
Hubbell, Myron R.
344428 244

Wiles, Robert H.
257196 121
260268 134

Wilkes, Edward V.
216637 63

Wilson, Francis T.
158451 61

Wing, Lewis T. Larion
200783 63, 162

Winterbotham, J.
212080 160

Woodard, Alonzo B.		Woods, Franklin	
447927	18	214860	302
462887	262, 266, 267	Wormley, Abram V.	
Woodard, Alonzo B.		169393	226
(See Hathaway, William E.,		Wright, George C.	
and Woodard, Alonzo B.)		517256	14
Woodruff, Charles E., and		Wright, Ivy E.	
Hutchins, William J.		245256	133
308451	41	249817	107

INDEX TO WIRES AND FIGURES

Name	Figure	Page
A		
Abbott's Australian Kink	162	58
Abbott's Australian Kink, Short Variation	163	58
Allen's Clasp	165	59
Allen's Twist	160	57
Allen's Twist, Double-strand Variation	472	158
Allis' Barbed Half Round	916	319
Allis' Black Hills Ribbon	922	321
Allis' Buckthorn	908	316
Allis' Buckthorn, Modern Plastic Variation	924	322
Allis' Buckthorn, Narrow-strip Variation	909	317
Allis' Buckthorn, Receding Points Variation	912	318
Allis' Buckthorn, Wide-strip Variation	910	317
Allis' Buckthorn Ribbon, Square-rib Variation	911	317
Allis' Corrugated Barb Strip	893	311
Allis' Corrugated Twist Strip	920	320
Allis' Fence Bar	947	333
Allis' Grooved Metallic Strip	936	326
Allis' Ribbon, Large Saw-tooth Variation	868	303
Allis' Ribbon, Small Saw-tooth Variation	869	303
Allis' Ripple Strip	769	266
Allis' Rolled Rod and Strip	941	328
Allis' Rolled Segment and Strip	942	328
Allis' Segmented Edge, Dome Cut	933	325
Allis' Segmented Edge, Wing Cut	934	325
Allis' Segmented-hook Barb Strip	937	327
Allis' Slit-groove Metallic Strip	935	326
Allis' Strip, Plain Strip Variation	921	321
Allis' Sunken Lance Ribbon	923	321
Armstrong-Doolittle's Notched Diamond	512	171
Armstrong's Arrow Point	533	178

Armstrong's Arrow Point, Double Strand	534	179
Armstrong's Arrow Point, One Strand	212	74
Armstrong's Diamond	601	202

B

Bacon's Pin-fastened Warning Ball	990	358
Bacon's Wire-fastened Warning Ball	989	358
Bagger's Hook	189	67
Baker and Bestor's Staple Barb	387	129
Baker and Bestor's Staple Barb, Spread Variation	388	130
Baker's Barb, Blunt Variation	262	90
Baker's Barb, Double Strand	259	90
Baker's Barb, Hog Wire Variation	737	251
Baker's Barb, Large-Small-strand Variation	263	91
Baker's Barb, Needle-point Variation	261	90
Baker's Barb, One Strand	69	29
Baker's Barb, Perfect Variation	260	90
Baker's Barb, Three Barbed Strand Variation	632	214
Baker's Barb, Three-strand Variation	666	225
Baker's Locked Clips	545	182
Baker's Spur Wheel, One Strand	240	83
Baker's Tack Rail	779	270
Barker's Spur Wheel, Double Strand	606	204
Barnes' Fluted Ribbon	882	307
Barr's Corner-cut Barb Plate	597	200
Barr's Side-cut Barb Plate	561	188
Barr's Two-point Barb Plate	521	174
Bate's Strip, Double Saw-tooth Variation	877	305
Bate's Strip, Matching Points	875	305
Bate's Strip, Spaced Matching Points	873	304
Bate's Strip, Spaced Zigzag Points	874	305
Bate's Strip, Zigzag Points	876	305
Bate's Wrap-around Barb Strip	249	86
Beerbower's Two Point	416	139
Beers-Eaton's Crossover	401	134
Benson's Link, Opposed Wrap	698	238
Benson's Link, Parallel Wrap	697	237
Bentley's Indicator	980	354
Beresford's Serrated Triangle Fence Rod	952	335
Beresford's Triangle Fence Rod	954	336
Bernard-Rice's Interwoven Picket	972	347

<i>Wires and Figures</i>		393
Bestor's Tied Strands	749	257
Bestor's Wrapped Strands	747	256
Betts' Ribbon and Diamond	826	286
Big John	61	27
Billings' Complex	448	150
Billings' Complex, Three Strand with One Inside Loop	663	224
Billings' Complex, Three Strand with Outside Loops	662	224
Billings' Simple	485	162
Blackmer's Double Strip and Clip-on Barb	860	299
Blackmer's Double Strip and Four-lug Barb Lock	864	301
Blackmer's Double Strip and Sheet Metal Barb Lock	862	300
Blackmer's Double Strip and Six-lug Barb Lock	863	300
Blackmer's Double Strip and Two-lug Barb Lock	861	300
Blackmer's Double Strip and Wire Barb Lock	833	288
Blackmer's Double Strip with Blunt-barb, Two-lug Lock	865	301
Blackmer's Slit Ribbon and Wire	817	283
Blackmer's Strip and Back Reinforcing Wire	819	283
Blackmer's Strip and Front Reinforcing Wire	818	283
Blackmer's Strip and Tack	250	87
Blake's Body Grip	395	132
Blake's Knee Grip	417	140
Blount Two Point	257	89
Bodman's Matched Loops	488	163
Bodman's Opposed Loops	489	164
Boone's Round Guard Block	984	355
Boone's Side-slot Visible Guard	986	356
Boone's Square Guard Block	985	356
Boone's Top-slot Visible Guard	987	357
Brainard's Dropped Loop	393	131
Brainard's Dropped Loop, Hanging Variation	394	132
Brainard's Sleeve and Strap, Double Strand	503	168
Brainard's Sleeve and Strap, One Strand	198	70
Brainard's Vented Diamond	583	195
Brainerd's Figure Eight	403	135
Brainerd's Figure Eight, Strand Tie Variation	404	135
Brainerd's Retainer Plate and Barb	364	122
Briggs' Center-seam Tin Plate	975	351

- Brigg's Locked "S"
 Brigg's Snake Wire and Spiral Barb
 Briggs' Tin Plate
 Brink's Balanced Diamond
 Brink's Balanced Strip
 Brink's Barbed Metallic Strip and Wire
 Brink's Barbed Wire and Metallic Strip
 Brink's Barbed Wire and Metallic Strip,
 Double-strand Variation
 Brink's Buckle and Plate
 Brink's Buckle, One-piece Variation
 Brink's Buckle, Saber Variation
 Brink's Buckle, Two-lug, Flat-strip Variation
 Brink's Buckle, Two-lug Variation
 Brink's Burr
 Brink's Butt Plate, Double Strand
 Brink's Butt Plate, One Strand
 Brink's Combination, Left-hand Barb Twist
 Brink's Combination Ribbon, Right-hand
 Barb Twist
 Brink's Cradle
 Brink's Curb
 Brink's Harrow Tooth
 Brink's Harrow Tooth, Hook Variation
 Brink's Lance, Diagonal Lugs
 Brink's Lance, Opposed-lugs Variation
 Brink's Notched Plate, Double Strand
 Brink's Notched Plate, One Strand
 Brink's Plow Point
 Brink's Saddle
 Brink's Slant Lock
 Brink's Stinger
 Brink's Strip with Face-clamp Barb
 Brink's Strip with Punch-out Barbs
 Brink's Three-point Long Plate
 Brink's Three-point Short Plate
 Brink's Vented Ribbon
 Brinton's Double-plate Barb
 Brinton's Single-plate Barb
 Brock's Barbed Take-up Knot
 Brock's Crimped Ribbon

464
 101
 974
 536
 537
 789
 792
 793
 804
 805
 809
 808
 807
 539
 502
 197
 795
 796
 541
 538
 802
 810
 800
 806
 501
 196
 801
 540
 803
 531
 811
 896
 530
 214
 897
 228
 206
 70
 918
 155
 39
 351
 179
 180
 273
 274
 275
 278
 279
 280
 280
 279
 180
 168
 69
 275
 276
 181
 180
 278
 280
 277
 279
 168
 69
 277
 181
 278
 178
 281
 312
 177
 75
 313
 79
 72
 30
 320

Wires and Figures

395

Brock's Diamond Chain	248	86
Brock's Folded Metallic Strip	884	308
Brock's Folded Metallic Strip, Saw-tooth Insert	852	296
Brock's Folded Metallic Strip, Spaced Barb Plate	851	295
Brock's Folded Metallic Strip, Sprig Inserts	781	271
Brock's Folded Saw Tooth	879	306
Brock's Sectional Metallic Strip	777	269
Brock's Take-up Knot	12	11
Bronson's Link, Double Strand	421	141
Bronson's Link, One Strand	729	248
Brotherton's Barb	331	111
Brotherton's Barb, Arched-strand Variation	333	112
Brotherton's Barb, Common Variation	332	112
Brotherton's Barb, Flat Variation	500	167
Brotherton's Barb, Free Wrap Variation	334	112
Brotherton's Barb, Hook Variation	335	113
Brotherton's Barb, Three-strand Variation	649	219
Brown's Link	720	245
Brown-Tubbs' Joined Triangles	546	183
Brunner-Reynolds' Four Point	182	65
Brunner-Reynolds' Three Point	136	50
Brunner-Reynolds' Two Point	123	46
Burnell's Barb	449	150
Burnell's Barb, Flat-Round-barb Variation	450	151
Burnell's Barb, Flat Variation	451	151
Burnell's Barb, Parallel Variation	452	151
Burroughs' Spur Wheel	853	296
Burrows' Joined Diamonds	547	183
Burrows' Star	591	198
Burtis' Ribbon	834	288
Butler's Shock Absorber	407	136

C

Caddo Clip	357	119
Carpenter's Serpent Wire	915	319
Carpenter's Stickered Ribbon	914	318
Case's Washer-locked Barb	126	47
Center-core Metallic Fencing Strip	763	265
Chapman's Barbed Rail	965	341
Chappell's Wire Guard	988	357

Cherry-Wheeler's Double Diamond	580	194
Cherry-Wheeler's Triple Diamond	602	202
Cherry-Wheeler's Triple Diamond, Flat Variation	603	203
Childs' Double Strip with Four-lug Plate	856	298
Childs' Double Strip with Two-lug Plate	858	299
Childs' Twisted Double Strip with Four-lug Plate	857	298
Childs' Twisted Double Strip with Two-lug Plate	859	299
Clark's Flat Rail	894	312
Clark's Twisted Rail	895	312
Clark's Wire Rail with Inside-wrap Barb	631	214
Clark's Wire Rail with Kinked Barb	651	220
Clark's Wire Rail with Outside-wrap Barb	630	213
Clark's Wire Rail with Straight Barb	652	220
Claw's Crossover Lock	392	131
Claw's Tie Through Eye	391	131
Cleveland's Full-loop Visible Wire Fencing	39	20
Cleveland's Half-loop Visible Wire Fencing	38	19
Cleveland's Spiral Twist	23	14
Cleveland's Undulating Visible Wire Fencing	40	20
Cleveland's Weave	21	14
Cleveland's Weave and Twist	19	13
Cleveland's Zigzag Visible Wire Fencing	41	20
Cline's Rail	664	224
Cloud's Barbed Warning Strip	623	210
Collins' Double-row Spiraling Barbs	186	66
Collins' Single-row Spiraling Barbs	185	66
Colwell's Saddle Barb	159	57
Connelly's Knife-edge Crossbar	950	334
Connelly's Knife-edge Ribbon	938	327
Connelly's Knife-edge T-Bar	949	334
Connelly's Knife-edge V-Bar	948	333
Cook's Fin	736	250
Cook's Link and Perforated Diamond	725	247
Cook's Link and Slotted Diamond	724	246
Cook's Link and Triangle	733	249
Crandal's Alternate Barb Strip	618	208
Crandal's Barb and Ring Link	681	232
Crandal's Flat	513	172
Crandal's Flat Offset	514	172
Crandal's Folding Wire	718	245

<i>Wires and Figures</i>		397
Crandal's Folding Wire, Wrap Variation	719	245
Crandal's Indicator	979	353
Crandal's Link, Compound Outside-splice Variation	704	240
Crandal's Link, End Twist Variation	683	233
Crandal's Link, Inside Splice	700	238
Crandal's Link, Outside-splice Variation	701	239
Crandal's Link, Simple Outside-splice Variation	702	239
Crandal's Link, T-Loop Variation	682	232
Crandal's Link, Twist-loop Variation	703	239
Crandal's Twist Link	685	233
Crandal's Vertical Barb Strip	619	208
Crandal's Zigzag	617	208
Crowell's Diamond	581	195
Curtis' Barb, Flat-strand Variation	276	95
Curtis' Barb, Hog Wire Variation	738	251
Curtis' Cross Lock	467	156
Curtis' Cross Lock, Hook Variation	471	158
Curtis' Cross Lock, Jumbo Hook Variation	469	157
Curtis' Cross Lock, Modern Plastic Coat Variation	470	157
Curtis' Half Twist	278	95
Curtis' Ladder	35	18
Curtis' Ladder with Slat	36	19
Curtis' Loop Lock	468	157
Curtis' Offset	418	140
Curtis' Offset, Flattened-strand Variation	419	140
Curtis' Point Lock	445	149
Curtis' Point Lock, Overlap Variation	446	149
Curtis' Quarter Twist	275	94
Curtis' Split Half Round	496	166
Cut and Span Barb	96	37

D

Dabb's Picketed Strip	967	345
Dabb's Picketed Strip	968	345
Dabb's Picketed Strip	969	346
Daley's Caduceus	100	39
Daley's Double-wrap Barb	161	58
Daley's Long Wrap	99	38
Decker's Barbed Mesh	741	253

Decker's Barbed Mesh with Double-strand Bottom Wire	742	253
Decker's Barb, Narrow Parallel-strand Variation	380	127
Decker's Barb, Wide Parallel-strand Variation	381	127
Decker's Ribbed Fence Wire with Sheet Metal Barbs	193	68
Decker's Ribbed Fence Wire with Wire Barb	75	31
Decker's Spread	379	127
Decker's Wire and Plate	462	155
Deines' Fence Rod	194	68
Delffs' Leaf	499	167
Delff's Tattered Leaf	192	68
Dent's Barbed Strip	907	316
Devendorf's Diamond Plate	813	281
Devore's Clip	127	47
Devore's Nail Lock	135	49
Devore's Wire Lock	128	47
De Walt's Diamond	509	170
Dobbs-Booth's Curved Horn Barb	181	64
Dobbs-Booth's Horn Barb	180	64
Dobbs-Booth's Non-slip Staple Barb	102	39
Dobbs' Grooved Fence Wire	65	28
Dodge's Barbed Ring and Locking Strip	221	77
Dodge's Bent Wire and Ring	124	46
Dodge's Conductor, Copper-steel Wire and Copper Barb	317	107
Dodge's Conductor, Copper-steel Wire and Steel Wire Barb	319	108
Dodge's Conductor, Double Copper Strand and Steel Barb Variation	318	107
Dodge's Knobby Barb	529	177
Dodge's Ring-locked Barb	125	46
Dodge's Sheet Metal Barb	220	77
Dodge's Spur Wheel	235	82
Dodge-Washburn's Barb	437	146
Dodge-Washburn's Barb, Military Square-point Variation	438	147
Dodge-Washburn's Barb, Military Variation	439	147
Dodge-Washburn's Barb, Three-wrap Half-round Variation	441	148

<i>Wires and Figures</i>		399
Dodge-Washburn's Barb, Three-wrap Variation	440	147
Doerr's Electric Fence Wire	90	36
Double Serrated-edge Metallic Strip	872	304
Double Turn and Wrap Barb	323	109
Duffy-Schroeder's Grooved Diamond	203	71
Duncan's Triple Tie, Double Strand	479	160
Duncan's Triple Tie, One Strand	172	61

E

Edenborn-Greische's Cross Barbs	492	165
Edenborn's Double-straddle Barb	442	148
Edenborn's Double-straddle Barb, Double-strand Variation	443	148
Edenborn's Double-straddle Barb, Three-strand Variation	661	223
Edenborn's Double-straddle Barb, Wrap Variation	466	156
Edenborn's Flat "S"	337	113
Edenborn's Locked-In Barb, Double Strand Variation	341	114
Edenborn's Offset Barb	413	138
Edenborn's Outside Barb	267	92
Edenborn's Point Lock	338	113
Edenborn's Point Lock, Double-strand Variation	342	114
Edenborn's Point Lock, Parallel-strand Variation	343	115
Edenborn's "S"	339	114
Edenborn's Single-straddle Barb	321	108
Edenborn's Straddle Barb, Double-strand Variation	322	108
Edenborn's Vertical Point	340	114
Edenborn's Webbed Barb	431	144
Edenborn's Wrap Barb	266	92
Edenborn's Wrap Barb, Double-strand Variation	269	92
Edenborn's Wrap Barb, Modern Variation	268	92
Ellwood's Parallel and Reverse	374	125
Ellwood's Parallel and Tied Twist	491	164
Ellwood's Parallel and Twist	375	125
Ellwood's Reverse, Spread Variation	376	126
Ellwood's Ribbon and Center-vee Barb	843	292
Ellwood's Ribbon and Offset Vee Barb	842	292
Ellwood's Ribbon and Side-vee Barb	844	292
Ellwood's Star	230	80

Ellwood's Three-strand Parallel and Tied Reverse	665	225
Ellwood's Twist, Spread Variation	377	126
Elsey's Crossing Strands	559	187
Elsey's Ribbon	812	281
Elsey's Varying Strands, Center-cut Barb	558	187
Elsey's Varying Strands, Side-cut Barb	557	186
Emerson's Loop	103	40
Emerson's Loop and Double Wire	396	132
Emerson's Metallic Picket	973	347
Evans' Barbed Mesh	740	252
Evans' Fastener	363	121
Evans' Spur Wheel, Double Strand	611	206
Evans' Spur Wheel, Four Strand	680	231
Evans' Twist Grip	721	246
Evans' Two-point Tie	349	117

F

Fisher's Spur Wheel	855	297
Fisher's Spur Wheel and Wire Shaft	854	296
Fish's Barbed Picket Fence	971	346
Flat-twist Metallic Fencing Strip	761	264
Fluted Ribbon Wire	765	265
Ford's Bow-cut Ribbon	886	308
Ford's Corner-cut Barb Plate	596	200
Ford's Elongated Star	841	291
Ford's Kink and Coil	109	41
Ford's Kink and Coil, Modified-coil Variation	110	42
Ford's Kink and Double Twist, Double Variation	478	160
Ford's Kink and Double wrap Barb	346	116
Ford's Kink and Twist, Double Strand	344	115
Ford's Kink and Twist, One Strand	111	42
Ford's Kink and Wrap Barb	112	42
Ford's Kink and Wrap Barb, Double Strand	345	115
Ford's Ribbon and Recessed Barb	785	272
Ford's Square Plate	560	188
Ford's Straight-cut Ribbon	885	308
Ford's Twist	784	272
Ford's Twist and Offset Barb	787	273
Ford's Twist and Staggered Offset Barb	786	272
Ford's Twist, Thin-barb Variation	788	273
Forrester's Corner-cut Barb Plate	598	201

Wires and Figures 401

Forrester's Saw-tooth Barb Plate, Diagonal Cut	600	202
Forrester's Saw-tooth Barb Plate, Vertical Cut	599	201
Freese's Straight Link	710	242
Freese's Twisted Link	709	241
Frentress' Diamond	578	194
Frye's Parallel	329	111
Frye's Barb, Double-strand Variation	330	111
Frye's Parallel with Wooden Slat	328	110
Funcheon's Spool and Spinner	552	185

G

Gearty's Two-piece Spur Wheel	624	211
Gholson's Warning Plate	977	352
Gilman's Fence Bar	824	285
Glidden's Barb, Barbed Five-strand Cable Variation	302	103
Glidden's Barb, Barbs on Alternate Strands Variation	299	102
Glidden's Barb, Barbs on Separate Square Strands Variation	297	101
Glidden's Barb, Cactus-point Variation	313	106
Glidden's Barb, Common Variation	291	99
Glidden's Barb, Diminishing Strand Variation	643	217
Glidden's Barb, Double-barbed Strand, Three-strand Variation	648	219
Glidden's Barb, Double Strand, Reinforced Round-strand Variation	647	219
Glidden's Barb, Double Strand, Reinforced Square-strand Variation	646	218
Glidden's Barb, Double-strand Wrap Variation	675	229
Glidden's Barb, Five-strand Cable Variation	301	102
Glidden's Barb, Flat-barb Variation	310	105
Glidden's Barb, Flat-strand Variation	294	100
Glidden's Barb, Flat Variation	312	105
Glidden's Barb, Four-strand Cable Variation	300	102
Glidden's Barb, Half Round in Three-strand Variation	639	216
Glidden's Barb, Heavy-duty Variation	292	100
Glidden's Barb, Hog Wire Variation	739	252
Glidden's Barb, Large Double-strand, Square-wire Variation	296	101

Glidden's Barb, Large-Small-strand Variation	311	105
Glidden's Barb, Large-Small-strand Variation	293	100
Glidden's Barb, Light-duty Small and Two Large-strand Variation	637	216
Glidden's Barb, Modern Aluminum Alloy Variation	307	104
Glidden's Barb, Modern Half-round Barb Variation	306	104
Glidden's Barb, Modern Reversing-twist Variation	289	99
Glidden's Barb, One-strand Variation	74	31
Glidden's Barb, Paired Barbs, Four-strand Variation	674	229
Glidden's Barb, Paired Barbs, Three-strand Variation	641	217
Glidden's Barb, Paired-barb Strands, Three-strand Variation	644	218
Glidden's Barb, Parallel-wrap Variation	645	218
Glidden's Barb, Reinforced Twin-strand Variation	676	230
Glidden's Barb, Round-Square-wire Variation	298	101
Glidden's Barb, Seven-strand Cable Variation	304	103
Glidden's Barb, Six-strand Cable Variation	303	103
Glidden's Barb, Small and Two Large-strand Variation	638	216
Glidden's Barb, Small Double-strand, Square-wire Variation	295	100
Glidden's Barb, Square-barb Variation	314	106
Glidden's Barb, Square-Oval-strand Variation	309	105
Glidden's Barb, Three-strand Shell Variation	642	217
Glidden's Barb, Three-strand Variation	636	215
Glidden's Barb, Triangle-Round-strand Variation	308	104
Glidden's Barb, Visible Wire Variation	305	104
Glidden's Barb, Wrapped Three-strand Variation	640	216
Glidden's Coil, Double Strand	285	98
Glidden's Coil, Hanging-barb One-strand Variation	72	30
Glidden's Coil, Hanging-barb Variation	287	98
Glidden's Coil, Military-wire Variation	288	99
Glidden's Coil, Spread Strand	286	98
Glidden's Coils	138	50

Wires and Figures

403

Glidden's Coils, Channeled Square-wire Variation	139	51
Glidden's Coils, Concertina Military Wire Variation	434	145
Glidden's Coils, Double-strand Variation	432	145
Glidden's Coils, Flattened-strand Variation	73	31
Glidden's Coils, Flute-rib Strand Variation	140	51
Glidden's Coils, Four-wrap Variation	433	145
Glidden's Coils, Mesh-wire Variation	743	254
Glidden's Coils, Military Entanglement-wire Variation	146	53
Glidden's Coils, One-strand Military Concertina Variation	145	53
Glidden's Coils, Spiraling-rib Strand Variation	143	52
Glidden's Coils, Square-wire Variation	144	52
Glidden's Coils, Stretched Variation	141	51
Glidden's Coils, Triangle-strand Variation	142	52
Glidden's Twist Oval	76	31
Glidden's Twist Oval, Light Duty Variation	77	32
Glidden's Winner	290	99
Gore's Barb Strap	672	227
Goss' Spur Wheel	610	205
Great Taper Barb	63	27
Greene's Taper Barb	271	93
Gregg's Barbed Snake Wire	790	274
Gregg's Bow and Coil	406	136
Gregg's Bow and Perforated Strip	508	170
Gregg's Bow and Split Strip	544	182
Gregg's Corrugated Barb Strip	913	318
Gregg's Snake Wire	759	264
Grellner's Combination Corrugated Two- and Four-barb Fence Strip	889	313
Grellner's Combination Two- and Four-barb Fence Strip	903	315
Grellner's Corrugated Four-barb Fence Strip	888	309
Grellner's Corrugated Four-barb Fence Strip, Diagonal Barb Depressions	890	310
Grellner's Corrugated Offset Twin-barb Fence Strip	892	311
Grellner's Corrugated Offset Twin-barb Fence Strip, Diagonal Barb Depressions	891	310
Grellner's Corrugated Two-barb Fence Strip	905	315

Grellner's Four-barb Fence Strip	887	309
Grellner's Twin-barb Fence Strip	902	314
Grellner's Twisted Two-barb Fence Strip	904	315
Griswold's Center-core Barb	519	174
Griswold's Center Grip	707	241
Griswold's Center Splice	708	241
Griswold's Complex	693	236
Griswold's Fastener	520	174
Griswold's Flyer	688	234
Griswold's Folded Wing	690	235
Griswold's Inner Cross-tie	694	236
Griswold's Outer Cross-tie	695	237
Griswold's Ribbed Barb	518	173
Griswold's Savage	691	235
Griswold's Side Lock	689	235
Griswold's Sidewinder	692	236
Griswold's Spread	696	237
Grosvenor's Loop and Bend Ornamental Fencing	13	12
Guenzel's Offset Plate	551	184
Guenzel's Star and Sleeve	550	184
Guillaume's Fencing Wire	447	150
Gunderson's Closed-spanner Barb	167	60
Gunderson's Open-spanner Barb	166	59
Gunderson's Trapped Barb	465	156

H

"H" Barb	358	120
Haish's Anvil Barb	525	176
Haish's Barbed Rail	881	307
Haish's Cleat	273	94
Haish's Concave Rail and Split Barb Plate	849	294
Haish's Concave Rail, Double-side Crimp	835	289
Haish's Concave Rail, Parallel Barb Points	836	289
Haish's Concave Rail, Single-side Crimp	837	289
Haish's Double-grooved Wire and Crimped Barb	68	29
Haish's Grooved Wire and Barb	515	172
Haish's Grooved Wire and Crimped Barb	67	29
Haish's Grooved Wire and Ribbed Barb	516	173
Haish's Half-spread Fastener	202	71
Haish's Hooks	420	141

<i>Wires and Figures</i>	405	
Haish's Horn Barb	526	176
Haish's Iron Rail	850	295
Haish's Notched Spear Point	274	94
Haish's "S"	324	109
Haish's Single-wrap Ribbed Barb	270	93
Haish's Single Wrap, Modern Waukegan Variation	277	95
Haish's "S," Parallel Variation	327	110
Haish's Spear Point	272	93
Haish's Spread Fastener	201	71
Haish's "S," Square Variation	325	109
Haish's "S," Wrap Variation	326	110
Haish's Wide-space Barb, Smooth Wire	84	34
Haish's Wide-space Ribbed Barb, Corrugated Wire	83	33
Haish's Wooden Rail	966	341
Hallner's Wrap, Double Cut	246	85
Hallner's Wrap, Single Cut	245	85
Handmade Slit Wire	409	137
Hanging Barb, Square Strand	71	30
Hanging Barb, Three Strand	635	215
Harbaugh's Torn Ribbon	883	307
Harris' Ribbon	828	286
Harsha's Key-locked Plate	215	75
Harsha's Wedged Barb	204	72
Hart's Notched Barb	571	191
Hart's Spreader	604	203
Hart's Stringer Barb	572	192
Hathaway-Woodard's Center Twist Ornamental Wire	29	16
Hathaway-Woodard's Center Weave Ornamental Wire	30	17
Hathaway-Woodard's Ornamental Wire, Edge Weave Variation	31	17
Hathaway-Woodard's Ornamental Wire, Twist-edge Variation	32	17
Havenhill's Arrow Point	535	179
Havenhill's "N" Plate	553	185
Hawkins' Fence Strip	900	314
Hepp's Loop and Staple	348	116
Herweyer's Warning Plates	992	359
Hewitt's Twist	722	246

Hill's Caged Barb	461	154
Hill's Clip, Double Strand	365	122
Hill's Clip, Parallel Strand	366	122
Hill's Riding Section	726	247
Hill's Riding Section, Parallel Variation	727	247
Hodge's Spur Wheel, Eight-point Variation	614	207
Hodge's Spur Wheel, Parallel Strands	612	206
Hodge's Spur Wheel, Ten-point Variation	615	207
Hodge's Spur Wheel, Twisted Strands	613	206
Hodge's Wire Rowel	498	167
Hoisington Fence Guard	978	353
Horseshoe-nail Barb	60	26
Housum's Rail and Arched Barb	962	340
Housum's Rail and Bent Barb	961	339
Howell's Pyramid-knob Fence Rod	943	329
Howell's Round-knob Fence Rod	944	329
Huffman's Barb, Small Parallel Variation	255	88
Huffman's Ladder	383	128
Huffman's Ladder, Knob Variation	384	128
Huffman's Visible Flat-wire Fencing	254	88
Huffman's Visible Round-wire Fencing	253	88
Hulbert's Block and Spike	425	142
Hulbert's Block and Spike, Nail Variation	256	89
Hunt's Arch	113	43
Hunt's Double-plate Locked Link	734	249
Hunt's Link	684	233
Hunt's Plate-locked Link	713	243
Hunt's Single-plate Locked Link	723	246
Hunt's Spur Wheel	239	83
Hyde's Spur Wheel	609	205

I

Ingraham's Barb and Visible Loop Wire Fencing	677	230
Ingraham's Combined Barb and Visible Wire Fencing	678	230
Ingraham's Visible Loop Wire Fencing	34	18

J

Jayne-Hill's Barb	174	62
Jayne-Hill's Barb, Double-strand Variation	481	161
Jayne-Hill's Barb, Double-strand Wrap Variation	480	161

Wires and Figures

407

Jordan's Metallic Strip, Spaced Half Segments	927	323
Jordan's Metallic Strip, Spaced Segments	928	323
Jordan's Ribbon, Segmented Edge	926	322
Jordan's Segmented Edge, Space and Barb	931	324
Jordan's Segmented Edge, Triangle Cut	932	324
Jordan's Strip, Slant-cut Segment	930	324
Jordan's Strip, Straight-cut Segment	929	323
Judson's Metallic Strip	825	285
Judson's Serrated Rail	880	306

K

Kay's Center Tie	705	240
Kelly's Grooved Pin	527	176
Kelly's Metallic Spurs	919	320
Kelly's Rail-supported Swinging Fence	265	91
Kelly's Ribbon and Pin Insert	821	284
Kelly's Ribbon and Wire Insert	820	284
Kelly's Ribbon, Sheet Metal Barb Insert Variation	822	284
Kelly's Rod-supported Swinging Fence	264	91
Kelly's Rod-supported Swinging Strip	831	287
Kelly's Swinging Barb, Double Strand	351	117
Kelly's Swinging Barb, One Strand	120	45
Kelly's Swinging Barb, Three Strand	650	220
Kelly's Swinging Barb, Twist Loop	121	45
Kelly's Swinging Plate	208	73
Kelly's Tack Ribbon	778	270
Kelly's Thorny Fence, Common Variation	506	169
Kelly's Thorny Fence, Double Strand	505	169
Kelly's Thorny Fence, Mixed-barb Variation	507	170
Kelly's Thorny Fence, One Strand	205	72
Kennedy's Barb Plate	218	76
Kennedy's Barb, Three-point Variation	211	74
Kennedy's Collared Star	231	80
Kennedy's Five-point Star	233	81
Kennedy's Six-point Star	234	81
Kennedy's Socket Barb	229	80
Kilmer's Barbed-window Strip	901	314
Kilmer's Window Strip	754	262
Kilmer's Window Strip, Bell-wire Variation	757	263
Kilmer's Window Strip, Four-side Variation	756	263
Kilmer's Window Strip, Small-leg Variation	755	262

King's Barbed Pickets	970	346
Kirchhoffer's Barbed Fencing, Staggered-cut Variation	940	328
Kirchhoffer's Stretcher	939	327
Kittleston's Half Hitch	131	48
Kittleston's Half Hitch, Double Strand	400	134
Knickerbocker's Barb	213	74
Kraft's Crimp, Double Strand	368	123
Kraft's Crimp, One Strand	114	43

L

La Crosse Barb	258	89
Lenox's Dual-knob Fence Wire	150	54
Lenox's Single-knob Fence Wire	82	33
Lenox's Twist	476	159
Lewis' Link, Crossover Lock	686	234
Lewis' Link, Simple Lock	687	234
Locke's Loop Lock and Twist	118	44
Long Tom	62	27
Loop and Hitch Ornamental Fencing	25	15
Lord's Spinner, Double Strand	548	183
Lord's Spinner, One Strand	232	81
Lord's Spinner Plate	549	184
Lord's Split Wire	495	166

M

McFarland's Caged Barb	474	159
McGill's Double-wire Link	712	242
McGill's Link, Six-point Variation	714	243
McGill's Single-wire Link	706	240
McGlin-Hart's Star	673	228
Mack's Twist	97	38
McNeill's Rider	227	79
McNeill's Snake Tongue Parallel	370	124
McNelly's Pull-through Loop	44	21
McNelly's Single Loops	43	21
McNelly's Wide Loop	42	20
Mann's Barbless Wire Strip Fencing	758	263
Mann's Fence Wire	791	274
Mann's Fluted Ribbon	782	271
Mann's Semifluted Ribbon	783	271

<i>Wires and Figures</i>		409
Mann's Spiny Rail	925	322
Marshall's Rail	899	313
Massey's Swaged Rail	766	265
Matteson's Cross-tie	414	139
May's Bar Bell	528	177
May's Pig Tail	410	137
Meriwether's Cold-weather Wire	9	10
Merrill's Brads	147	53
Merrill's Eight-point Coil	184	65
Merrill's Four-point Coil	148	54
Merrill's Four-point Coil, Double-strand Variation	435	146
Merrill's Four-point Coil, Light-duty Variation	149	54
Merrill's Six-point Coil	183	65
Metallic Fencing Strip	750	261
Metallic Fencing Strip	751	261
Middleton's Twist	415	139
Mighell's Winding Barb, One Strand	98	38
Mighell's Winding Barb, Three Strand	655	221
Mihills' Spur Wheel	607	204
Miles' Barbless Parallel	26	15
Miles' Barbless Parallel, Three-strand Variation	28	16
Miles' Barbless Parallel, Wide Variation	27	16
Miles' Closed Diamond Point	58	26
Miles' Knife-edge	55	25
Miles' Open Diamond Point, Double Strand	57	25
Miles' Open Diamond Point, One Strand	56	25
Miles' Parallel and Claw Points	493	165
Miles' Parallel and Spear Points	378	126
Miles' Pitted Point	59	26
Miles' Staple Barb	66	28
Miller's Splint Barb	87	35
Milligan's Scrap Metal Fencing, Double Tension-locked	775	268
Milligan's Scrap Metal Fencing, Front and Back Clinch	773	268
Milligan's Scrap Metal Fencing, Front Clinch	774	268
Milligan's Scrap Metal Fencing, Quadrant Cut	870	303
Milligan's Scrap Metal Fencing, Tension-locked	776	269
Milligan's Scrap Metal Fencing, Triangle Cut	917	319
Modern Buckthorn	924	322
Modern Corrugated Wire	137	50

Modern Spring Coil	284	97
Morgan's Perforated Star	223	78
Morgan's Star	587	197
Mouck's Three-to-one Barb, Metallic Strip	840	291
Mouck's Three-to-one Barb, Parallel Strand	497	166
Munson's Double "Z"	171	61

N

Nadelhoffer's Crossover	389	130
Nadelhoffer's Crossover, Twist-strand Variation	390	130
Nadelhoffer's Crossover Wire and Tie	399	133
Nadelhoffer's Flat-wire Gull Wing	504	169
Nadelhoffer's Flat-wire Gull Wing, Three Strand	667	225
Nadelhoffer's Round-wire Gull Wing	382	128
Nadelhoffer's "U" Barb	385	129
Nadelhoffer's "U" Barb, Spread-point Variation	386	129
Neely-Marland's Disc	252	87
Neely-Marland's Disc	628	212
Nellis' Rail	898	313
Nellis' Rail with Spring-clip Barb	799	277
Nellis' Twist	794	275
Nelson's Clip-on	129	47
Nichols' Double Grip	658	222
Nichols' Reverse Grip	657	222
Nichols' Single Grip	656	222

O

Oliver's Ribbed Arrow Point	577	193
Oliver's Ribbed Diamond	582	195
Olsen's Swaged-spur Wheel	236	82
Orwig's Barbed Rail	964	340
Orwig's Crimped Fence Wire	177	63
Osterman's Bend	168	60
Osterman's Simple Bend	169	60

P

Page's Half Hitch and Loop	115	43
Parker's Barbed Ring Link	711	242
Parker's Caged Plate	554	185
Parker's Ring Link	699	238

Wires and Figures

411

Pattison's Cross-and-Wrap	405	135
Pearson's Four-point Swinging Barb	744	254
Pearson's Multi-point Swinging Barb	745	255
Pearson's Two-point Swinging Barb	748	256
Pederson's Star	592	198
Perkins' Barb Strip	906	316
Perkins' Crimp-edge Metallic Strip	772	267
Perry's Blunt-edge Grooved Rail	956	337
Perry's Cross Stick, Double Strand	428	143
Perry's Cross Stick, Odd Strands	429	144
Perry's Cross Stick, One Strand	132	48
Perry's Four-edge Grooved Rail	955	337
Perry's Knife-edge Grooved Rail	957	337
Perry's Saddle Barb, Double Strand	427	143
Perry's Saddle Barb, One Strand	134	49
Perry's Welded Barb, Double Strand	281	96
Perry's Welded Barb, Double Strand Wrap-around	282	97
Perry's Welded Barb, One Strand	133	49
Phillips' Hollow Cocklebur	626	211
Phillips' Solid Cocklebur	625	211
Pitney's Loop and Fastener Barb, Double Strand	347	116
Pitney's Loop and Fastener, One Strand	116	44
Plain Half Round Wire Fencing	7	10
Plain Large-Small-strand Wire Fencing	5	9
Plain One-strand Wire Fencing	1	9
Plain One-strand Wire Fencing	2	9
Plain One-strand Wire Fencing	3	9
Plain Three-strand Wire Fencing	6	10
Plain Two-strand Wire Fencing	4	9
Pond's Square Barb	585	196
Pooler-Jones' Barb	216	75
Pooler-Jones' Barb, Double-strand Variation	532	178
Potter's Controlled Points	352	118
Potter's Controlled Points, Loop Strand	353	118
Potts' Metallic Fencing	797	276
Pratt's Warning Strip	981	354
Preston's Braid	10	11
Preston's Braid and Wrap Barb	659	223
Preston's Long Barb	654	221
Putnam's Fence Wire	78	32

R

Riter's Double-edge Saw-tooth Slat	621	209
Randall's Caged Barb	473	158
Randall's Rod	953	336
Randel's Interlocking Staples	490	164
Reynolds' Cast Barb	590	198
Reynolds' Necktie	152	55
Reynolds' Web	11	11
Ribbed Metallic Fencing Strip	752	261
Richards' Protectors	959	338
Riter's Circle-edge Slat	982	354
Riter's Corrugated Visible Wire	20	13
Riter's Corrugated Visible Wire with Barbs	633	214
Riter's Double-edge Saw-tooth Slat	621	209
Riter's Single-edge Saw-tooth Slat	622	210
Riter's Visible Lace Wire	37	19
Riter's Visible Lace Wire with Barbs	634	215
Riter's Visible Wire	46	22
Riter's Visible Wire with Barbs	279	96
Roberts' Ribbon and Double-clip Insert	848	294
Robinson's Shock Absorber	408	137
Rodden's Webbed Barb	444	149
Rogers' Non-slip Barb, Straight-strand Variation	86	34
Rogers' Wire, Modern Variation	151	54
Rogers' Wire with Coil Barb	85	34
Rogers' Wire with Spindle Barb	209	73
Roop's Fencing Strip	945	329
Root's Locked Arms	494	165
Root's Spread	371	124
Root's Spread, Reverse Points Variation	373	125
Root's Twist	372	124
Rose's Rail	958	338
Rose's Wide-wrap Barb	88	35
Rose's Wide-wrap Barb, One-strand Variation	89	35
Ross' Barb, Flat-point Variation	457	153
Ross' Barb, Modern Quarter-flat Variation	456	153
Ross' Four Point	453	152
Ross' Four Point, Modern Copper Barb Variation	455	152
Ross' Four Point, Parallel-strand Variation	454	152

S

St. John's Double Offset Barb	670	226
St. John's Double-vee Barb	671	227
St. John's Fastener	360	120
St. John's Locked Staples	175	62
St. John's Locked Staples, Double Strand	483	162
Salisbury's Loop	397	133
Salisbury's Threefold Strip	878	306
Scarlett's Joint-locked Barb	225	78
Scarlett's Lug-locked Barb	224	78
Scarlett's Wire-locked Barb	226	79
Schlyer's Fence Signal	991	359
Schmeiser's Prongs	117	44
Schmidt's Fence Strip	951	334
Scutt's Center-core Rail	815	282
Scutt's Chair Barb	566	190
Scutt's Clip	543	182
Scutt's Crimp	367	123
Scutt's Crimp Barb, Flat-wire Variation	511	171
Scutt's Double Clip, Double Strand	542	181
Scutt's Double Clip, One Strand	219	76
Scutt's Four-point Tie	458	153
Scutt's Locked Rings	482	161
Scutt's Plate, Arrow-point Variation	573	192
Scutt's Plate, Block and Arrow-point Variation	575	193
Scutt's Plate, Handmade Variation	556	186
Scutt's Plate, "H" Variation	563	189
Scutt's Plate, Leaning Arrow-point Variation	574	192
Scutt's Plate, M-over-W Variation	569	191
Scutt's Plate, Thick-center "H" Variation	562	188
Scutt's Plate, Thick-center Variation	568	190
Scutt's Ribbed Rail	814	282
Scutt's Vee Plate	567	190
Scutt's Visible Barbed Blocks	424	142
Sergeant's Barb Plate	522	175
Sergeant's Warning Plate	976	352
Shellaberger's Long Zigzag	17	13
Shellaberger's Loops	14	12
Shellaberger's Snake Wrap	18	13
Shellaberger's Spaced Loops	15	12

Shellaberger's Spur Wheel	608	205
Shellaberger's Star	586	196
Shellaberger's Zigzag	16	12
Sherman's Linked Rods	728	248
Sherman's Split Links	735	250
Shinn's Barb	459	154
Shinn's Barb, Long-point Variation	155	56
Shinn's Barb, Oval-strand Variation	154	55
Shinn's Barb, Single-strand Variation	153	55
Shuman's Blunt Four Point	555	186
Shuman's Blunt-point Barb Plate	523	175
Shuman's Blunt Two Point	195	69
Shuman's Eight-point Barb Plate	620	209
Shuman's Four-point Barb Plate	589	197
Shuman's Four-point Barb Plate, Side Cut	588	197
Sims' Fence Bar	946	333
Sjöström's Joined-saucer Barb	237	82
Sjöström's Saucer Barb	238	83
Smallwood's Kink and Shield	207	73
Smallwood's Kink and Star	222	77
Smith's Arch	51	23
Smith's Beads and Barbs	280	96
Smith's Block and Nail, Two-point Variation	423	142
Smith's Descending Beads	53	24
Smith's Edge-drilled Warning Block and Two-point Barb	91	36
Smith's Notched Warning Block and Four-point Barb	156	56
Smith's Notched Warning Block and Two-point Barb	93	37
Smith's Oval, Double Variation	54	24
Smith's Rings	45	21
Smith's Side-drilled Warning Block and Two-point Barb	92	36
Smith's Spool and Spurs	179	64
Smith's Spread Zigzag and Arch	48	22
Smith's Spread Zigzag, Arch, and Leaf	49	23
Smith's Square	52	24
Smith's Wave Spread	50	23
Smith's Zigzag Spread	47	22
Spanner Barb	158	57
Spiraling Square Wire	8	10

Wires and Figures 415

Sproule's Twins	173	62
Square-ribbed Metallic Strip	764	265
Stetson's Thorns	191	67
Stevens' Loop Lock	119	45
Stevens' "X"	486	163
Steward's Square Knot	730	248
Stoll's Spur Wheel	605	204
Stout's Combined Wire and Board Fence	430	144
Stover's Barb, Corsicana Clip Variation	524	175
Stover's Clip	199	70
Stover's Clip, Square-cut Variation	200	70
Stover's Single-wrap Barb	64	28
Stover's Star	616	207
Stubbe's Large Formée Cross	594	199
Stubbe's Small Formée Cross	595	199
Sunderland's Barb, Straight-strand Variation	94	37
Sunderland's Kink	104	40
Sunderland's Kink, Long Variation	105	40
Sunderland's Kink, Slant-strand Variation	106	40
Sunderland's Kink, Winding-barb Variation	107	41
Swan's "H" Plate	565	189

T

Thompson's Rider Barb	217	76
Topliff's Barrier	960	339
Trevitt-Mouck's Turnstile Twist	838	290
Trevitt-Mouck's Turnstile Two Point	798	276
Trevitt-Mouck's Turnstile Wrap	839	290
Twist and Cut Barb	95	37
Twisted Metallic Fencing Strip	762	264
Twisted Metallic Fencing Strip	760	264
Tysdal's Hitch Tie	731	248
Tysdal's Loop Tie	732	249

U

Underwood's Double Tack	679	231
Underwood's Tack	629	213
Underwood's V-Plate and Tacks	426	143
Upham's Barb and Loop	251	87
Upham's Barb Strip	871	304
Upham's Bowed Pin	412	138

Upham's Clip and Barb	816	282
Upham's Coil, Double-strand Variation	320	108
Upham's Coil, Half-round Strand	80	33
Upham's Coil, Round Strand	79	32
Upham's Coil, Twist-oval Strand Variation	81	33
Upham's Crossed Loops	460	154
Upham's Diamond with Anchor Lugs	510	171
Upham's Double Diamond with Anchor Lugs	584	196
Upham's Figure-eight Tie	369	123
Upham's Grooved Rail and Double-point Inserts	241	84
Upham's Grooved Rail and Long Triangle Inserts	244	85
Upham's Grooved Rail and Square Inserts	242	84
Upham's Grooved Rail and Triangle Inserts	243	84
Upham's Grooved Rail and Wire Inserts	190	67
Upham's Lazy "S"	359	120
Upham's Loop and Lock	463	155
Upham's Loop and Lock, Single-bend Variation	487	163
Upham's Outside Coil	315	106
Upham's Ribbon and Clip	829	287
Upham's Ribbon and Fastener, Wire Reinforced	830	287
Upham's Ribbon and Insert	827	286
Upham's Roller Barb	411	138
Upham's Saddle Barb	362	121
Upham's Screw Barb	517	173
Upham's Slit Ribbon and Barb Insert	832	288
Upham's Tack Strip	780	270
Upham's Three-loop Barb	653	221
Upham's Wrapped-grooved Rail and Wire Inserts	247	86
Utter's Cylinder	627	212

V

Vaughan's Triple Loop	336	113
Vertical Spiral Barb	283	97
Vosburgh's Washer-locked Barb, Double Strand	354	118
Vosburgh's Washer-locked Barb, One Strand	122	46
Vosburgh's Washer-locked Barb, Square Variation	355	119

W

Waco Coils	164	59
Waco Twist	157	56
Wager's Coil and Bent Wire	436	146

Wires and Figures

417

Walking Wire	24	15
Walsh-Dutol's Barbed Rail	963	340
Walton's Pivot Barb	210	73
Washburn's Seated Barb, Double Strand	422	141
Washburn's Seated Barb, Three Strand	660	223
Washburn's Twist	475	159
Watkins' Barb, Arrow-point Variation	576	193
Watkins' Barb, H-plate Variation	564	189
Watkins' Diamond	579	194
Watkins-Scutt's Rail	823	284
Watkins' Vee Plate	570	191
Weaver's Barbed-mesh Fencing	746	255
Weber's Flat Hook	188	66
Weber's Paired Loops	350	117
Weber's Peavy Hook	187	66
Westgarth's Web and Chisel-edge Barb Strip	847	293
Westgarth's Web and Chisel-edge Plates	845	293
Westgarth's Web and Chisel-edge Triangle	846	293
Wheeler's Iron Barb	593	199
Whiteman's Washer-locked Barb	356	119
Whitney-Hubbell's Spur Wheel, Center Tie	717	244
Whitney-Hubbell's Spur Wheel, Straight Link	716	244
Whitney-Hubbell's Spur Wheel, Twisted Link	715	244
Wiles' Half Hitches	402	134
Wiles' Saddle Barb	361	121
Wilkes' Two Staple	178	63
Wilson's Lock	170	61
Wing's Two Staple	176	63
Wing's Two Staple, Double-strand Variation	484	162
Winterbotham's Caged Barb	477	160
Wire Hitch	130	48
Woodard's Diagonally-corrugated, Bead-edge Fencing Strip	770	267
Woodard's Diagonally-corrugated Fencing Strip	767	266
Woodard's Diagonally-corrugated, Teardrop-edge Fencing Strip	771	267
Woodard's Ornamental Loops	33	18
Woodard's Ripple Corrugated Fencing Strip	768	266
Woodard's Teardrop-edge Fencing Strip	753	262
Woodruff-Hutchins' Kink	108	41
Woods' Saw Tooth and Half Roll	867	302

Woods' Saw Tooth and Roll	866	302
Wormley's Vee Plate	668	226
Wormley's Vee Plate, Spread-point Variation	669	226
Wright's Loops	398	133
Wright's Ornamental Wire	22	14
Wright's Rotating Coil	316	107

THE invention of barbed wire probably had as much influence on the settlement of the American West as the revolver and the repeating rifle. It certainly had a greater civilizing effect, for the progress of the taming of the frontier is reflected in the increasing number and diversification of barbed-wire patents in the final decades of the last century.

On the Great Plains, a land barren of wood and rock for the traditional rail and stone fences, the wire fence was a logical invention. The homesteader fenced to protect his small holdings, and the rancher retaliated to establish his claim to the land his herds grazed. Clashes caused by fencing were frequent and the blood of many good men on both sides was shed.

Hundreds of barbed-wire designs were invented, and the more practical patents were manufactured and shipped west at great profit. Today that antique wire is being carefully searched out by collectors for both enjoyment and historical interest. This book was designed to provide a well-organized identifying, classifying, and cataloguing system for the many designs and variations of barbed wire. Nearly one thousand drawings and three indexes to patents, inventors, and by-names provide an immediate means of identification.

"The most complete and illustrated catalogue of antique barbed wire and related devices yet to come off the press."—*The Prospector*. "A prime purchase for Western Americana collections."—*Library Journal*. "Invaluable for the collector or for those simply interested in being amazed by the inventiveness of the human mind."—Associated Press. "Eminently enjoyable and informative to the novice collector and the experienced historian alike."—*Real West*.

THE AUTHOR

ROBERT T. CLIFTON, a graduate of North Texas State University, performs the multiple roles of educator, artist, and writer. He became interested in writing this book through his hobby of barbed wire collecting.

UNIVERSITY OF OKLAHOMA PRESS
Norman, Oklahoma 73019

ISBN: 0-8061-0876-2