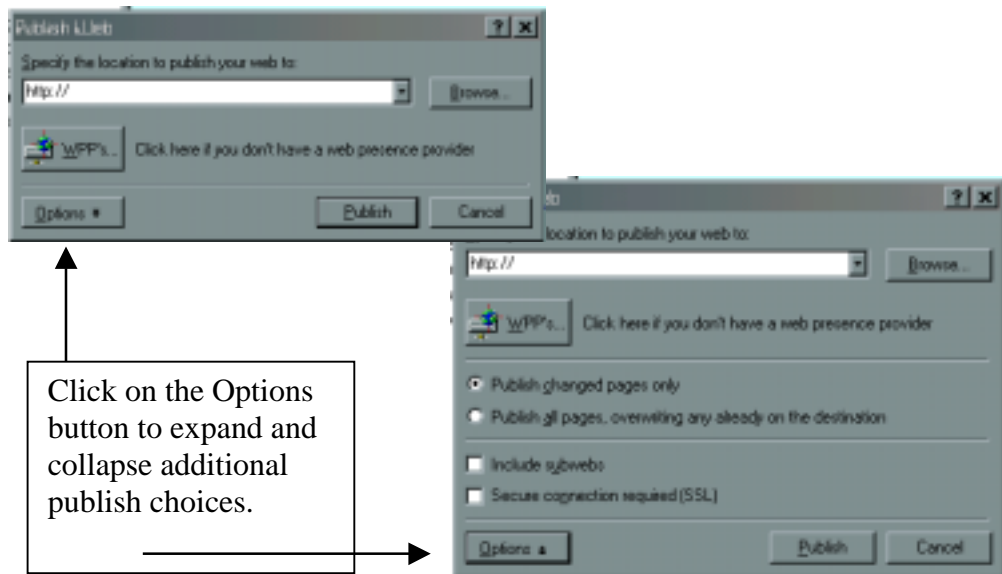


## Publishing to the Internet using Frontpage 2000

Establish a connection with the Internet.

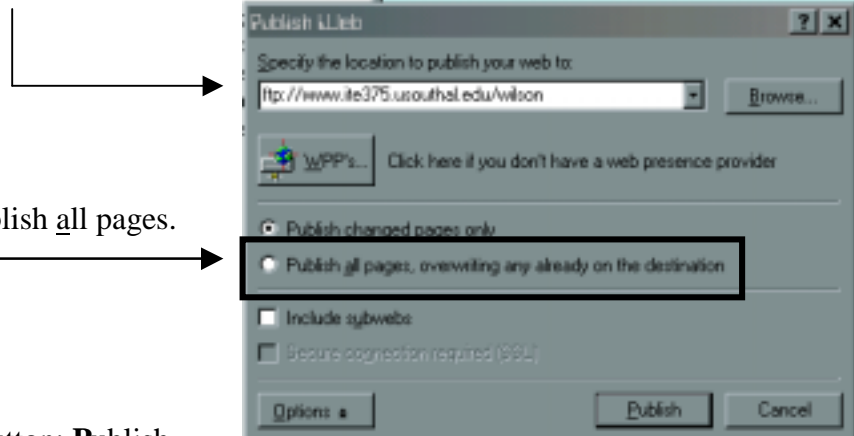
Open Frontpage 2000

1. Select and Open your web.  
(The one that is on your hard drive that you made for class.)
2. From the menu  
Select and click on: File
3. Select and click on: Publish Web...
4. The **Publish Web** pop-up box appears.



5. In the box that begins with http://

Type in...**ftp://www.ite375.usouthal.edu/Your-Last-Name-Goes-Here**



6. Select: Publish all pages.

7. Click the button: Publish

8. The ***Name and Password Required***

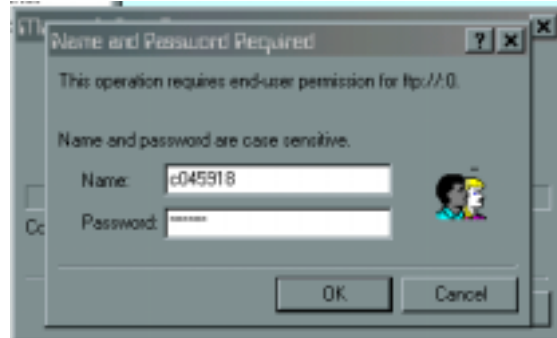
pop-up box will appear

Type in:

Name: Your Username

Password: Your password

(from class hand-out)



9. Instant gratification.

