

Jan. 2009



SERVICE MANUAL ADDENDUM

ID-1

CONTENTS

REPLACEMENT PAGE	5-5
PARTS LIST	1
BOARD LAYOUTS	11
VOLTAGE DIAGRAM	13

5-3 TRANSMITTER ADJUSTMENT

ADJUSTMENT	ADJUSTMENT CONDITION	MEASUREMENT		VALUE	ADJUSTMENT		
		UNIT	LOCATION		UNIT	ADJUST	
YGR CURRENT [FPGA D.C. voltage ad- justment /DV I]	1	<ul style="list-style-type: none"> • Preset R1086 and R1087 maximum counterclockwise. • Preset "IQ Direct-current output" ON. 	Rear panel	Connect an ammeter between the DC power supply and ID-1.	100 mA higher from the pre-set position.	MAIN unit	R1087
	2				<ul style="list-style-type: none"> • Operating freq. : 1300.00 MHz • Mode : DV mode • Connect an RF power meter or 50 Ω dummy load to the antenna connector. • Transmitting 	100 mA higher from step 1.	MAIN unit
REFERENCE FREQUENCY [REF Crystal adjustment]	1	<ul style="list-style-type: none"> • Operating freq. : 1300.00 MHz • Mode : FM mode • Connect an RF power meter or 50 Ω dummy load to the antenna connector. • Transmitting 	Rear panel	Loosely couple a frequency counter to the antenna connector.	1300.0000 MHz	PC screen	[REF Crystal adjustment]
FM CARRIER [FPGA D.C. voltage ad- justment /FM I]	1	<ul style="list-style-type: none"> • Operating freq. : 1300.00 MHz • Mode : FM mode • Connect an RF power meter or 50 Ω dummy load to the antenna connector. • Transmitting 	MAIN unit	Connect a digital multimeter or an oscilloscope to the check point "CP30".	The same voltage that during in DV mode (TX) at the check point "CP30".	PC screen	[FPGA D.C. voltage adjustment /FM I]
[FPGA D.C. voltage ad- justment /FM Q]	2	<ul style="list-style-type: none"> • Transmitting 			The same adjustment as step 1, if need.	PC screen	[FPGA D.C. voltage adjustment /FM Q]
OUTPUT POWER [TX output adjustment]	1	<ul style="list-style-type: none"> • Operating freq. : 1300.00 MHz • Mode : FM mode • TX power : High • Transmitting 	Rear panel	Connect an RF power meter to the antenna connector.	11 W	MAIN unit	R1251
FM DEVIATION [FM modulation adjustment]	1	<ul style="list-style-type: none"> • Operating freq. : 1270.00 MHz • Mode : FM mode • Connect an audio generator to the [MIC] connector and set as : 1.0 kHz/20 mVrms • Set a Modulation analyzer as: HPF : OFF LPF : 20 kHz De-emphasis : OFF Detector : (P-P)/2 • Transmitting 	Rear panel	Connect a modulation analyzer to the antenna connector through an attenuator.	±4.35 kHz	MAIN unit	R1704
DSP INPUT LEVEL [DSP input level adjustment]	1	<ul style="list-style-type: none"> • Operating freq. : 1270.00 MHz • Connect an audio generator to the [MIC] connector and set as : 1.0 kHz/20 mVrms • Connect an RF power meter or 50 Ω dummy load to the antenna connector. • Transmitting 	LOGIC-1 unit	Connect an oscilloscope to the check point "CP207".	IC1 (LOGIC-1) is; "uPD9930" ->750 mVp-p "AD73311" ->2.1 Vp-p	MAIN unit	R1707

[LOGIC-1 UNIT]

Table with 5 columns: REF NO., PARTS NO., DESCRIPTION, M., H/V LOCATION. Contains 425 rows of component data for the LOGIC-1 UNIT.

[LOGIC-1 UNIT]

Table with 5 columns: REF NO., PARTS NO., DESCRIPTION, M., H/V LOCATION. Contains 425 rows of component data for the LOGIC-1 UNIT.

M.=Mounted side (T: Mounted on the Top side, B: Mounted on the Bottom side) S.=Surface mount

[MAIN-1 UNIT]

Table with columns: REF NO., PARTS NO., DESCRIPTION, M., H/V LOCATION. Contains detailed component lists for the MAIN-1 UNIT.

[MAIN-1 UNIT]

Table with columns: REF NO., PARTS NO., DESCRIPTION, M., H/V LOCATION. Contains detailed component lists for the MAIN-1 UNIT.

M.=Mounted side (T: Mounted on the Top side, B: Mounted on the Bottom side) S.=Surface mount

[MAIN-1 UNIT]

REF NO.	PARTS NO.	DESCRIPTION	M.	H/V LOCATION
C1692	4510008490	S.ELE EEE1CS100SR	T	73.7/18.4
C1693	4550006250	S.TAN TEESVA 1A 106M8R	T	69.3/3.9
C1694	4030011600	S.CER C1608 JB 1E 104K-T	B	76.4/19.9
C1695	4030008890	S.CER C1608 JB 1H 273K-T	B	89.8/3
C1696	4030011600	S.CER C1608 JB 1E 104K-T	T	1.6/11.4
C1697	4030007090	S.CER C1608 CH 1H 470J-T	T	40.2/2.5
C1698	4030007090	S.CER C1608 CH 1H 470J-T	T	1.6/12.6
C1699	4030007090	S.CER C1608 CH 1H 470J-T	T	25/1.7
C1700	4030007090	S.CER C1608 CH 1H 470J-T	B	5.4/91.6
C1750	4030006900	S.CER C1608 JB 1H 103K-T	T	26.8/12.2
C1751	4030006850	S.CER C1608 JB 1H 471K-T	T	54.5/123.7
C1752	4030006900	S.CER C1608 JB 1H 103K-T	T	28.6/119.3
C1753	4030006860	S.CER C1608 JB 1H 102K-T	T	24.2/120.5
C1754	4510008520	S.ELE EEE1CA470SP	T	31.8/127.5
C1755	4030007090	S.CER C1608 CH 1H 470J-T	T	25.8/113.2
C1800	4030007090	S.CER C1608 CH 1H 470J-T	B	24/20.5
C1801	4030006900	S.CER C1608 JB 1H 103K-T	T	42/103.6
C1802	4030006900	S.CER C1608 JB 1H 103K-T	T	42.5/112.2
C1803	4030006850	S.CER C1608 JB 1H 471K-T	T	28.6/104.1
C1804	4030006850	S.CER C1608 JB 1H 471K-T	T	32.4/103.3
C1805	4030006850	S.CER C1608 JB 1H 471K-T	T	27.8/101.5
C1806	4030006850	S.CER C1608 JB 1H 471K-T	T	32.4/99.7
C1807	4030006850	S.CER C1608 JB 1H 471K-T	T	42/101.4
C1808	4030007090	S.CER C1608 CH 1H 470J-T	T	38.8/112
J1550	6450001440	CON HSJ1403-01-010		
J1600	6510016481	CON 52018-8846(8845)		
J1602	6510021970	S.CON AXN330C130P	T	26.2/21.8
J1750	6510009351	CON B2B-ZR(LF)(SN)		
J1800	6510021722	S.CON 30FLT-SM2-TB(LF)(SN)(M)	T	44/107.5
J1801	6510021722	S.CON 30FLT-SM2-TB(LF)(SN)(M)	T	87/5.8
W1164	7120000490	JUM ERD25T0		
W1330	8900011960	CAB OPC-1216		
EP5	6910000630	BEA FSRH070140RN000B (FSOH070RN)		
EP6	6910000630	BEA FSRH070140RN000B (FSOH070RN)		
EP401	6910012350	S.BEA MMZ1608Y 102BT	B	16.5/70.2
EP403	6910012350	S.BEA MMZ1608Y 102BT	B	20.8/63
EP404	6910012350	S.BEA MMZ1608Y 102BT	T	14.4/60.4
EP405	6910012350	S.BEA MMZ1608Y 102BT	T	21.3/66.3
EP470	6910012350	S.BEA MMZ1608Y 102BT	T	16.4/68.3
EP482	6910012350	S.BEA MMZ1608Y 102BT	B	12.9/82.8
EP550	6910012350	S.BEA MMZ1608Y 102BT	B	24.6/39.8
EP551	6910012350	S.BEA MMZ1608Y 102BT	B	35.1/26.6
EP552	6910012350	S.BEA MMZ1608Y 102BT	B	27.1/48.7
EP553	6910012350	S.BEA MMZ1608Y 102BT	B	18/48.1
EP721	6910012350	S.BEA MMZ1608Y 102BT	B	32.1/85.5
EP1601	6910014690	S.BEA MPZ1608S221A-T	T	114.3/16.5
EP1602	6910014690	S.BEA MPZ1608S221A-T	T	105.1/18.2
EP1603	6910014690	S.BEA MPZ1608S221A-T	T	104.4/14
EP1604	6910014690	S.BEA MPZ1608S221A-T	T	109/12.4
EP1606	6910014690	S.BEA MPZ1608S221A-T	B	114.3/12.3
EP1607	6910014690	S.BEA MPZ1608S221A-T	T	113.4/13.9
EP1608	6910014690	S.BEA MPZ1608S221A-T	T	102.7/11.8
EP1609	6910014690	S.BEA MPZ1608S221A-T	B	107.4/8.6
EP1750	6910012350	S.BEA MMZ1608Y 102BT	B	27.8/124
EP1751	6910012350	S.BEA MMZ1608Y 102BT	B	27.8/125.5

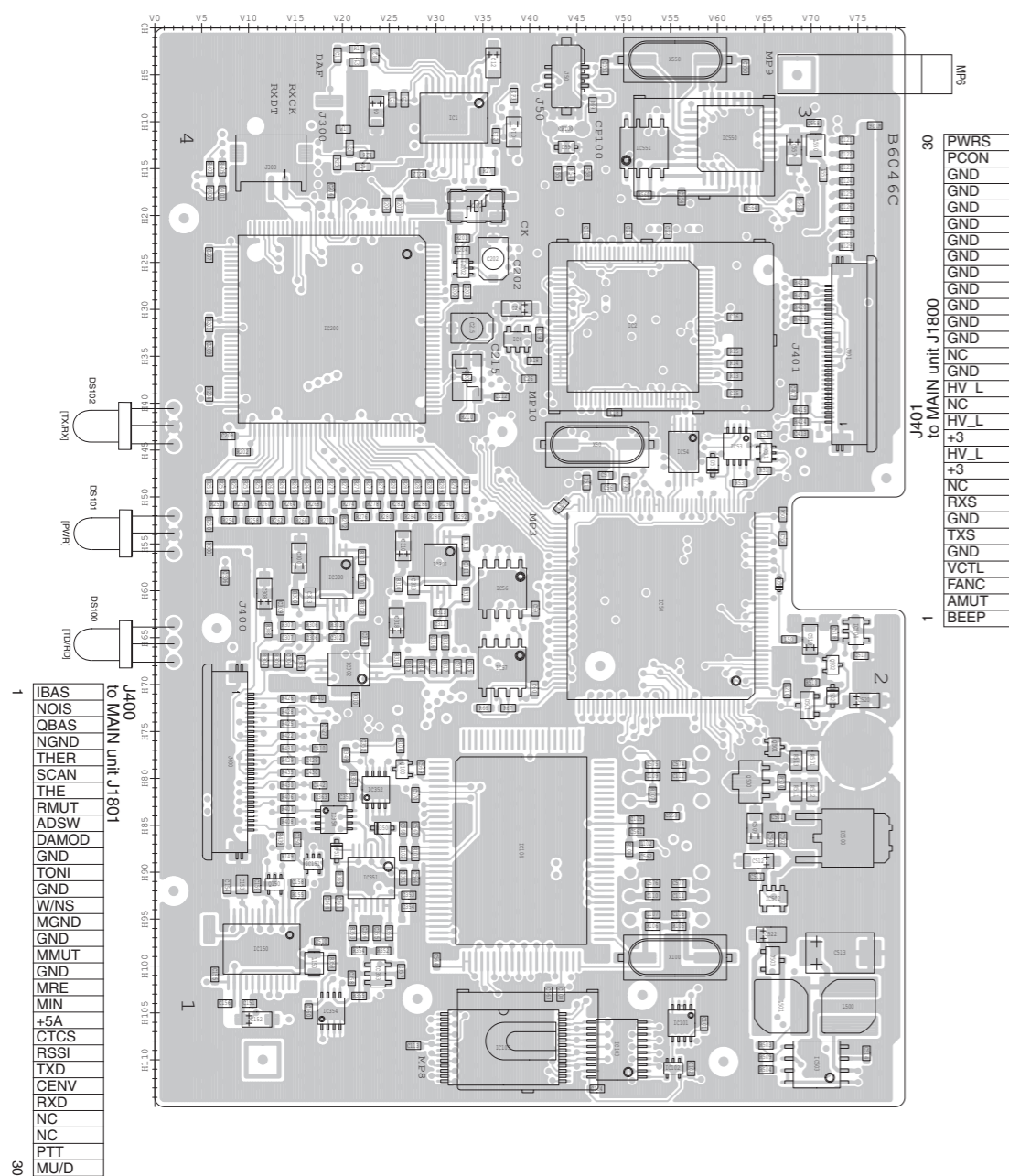
M.=Mounted side (T: Mounted on the Top side, B: Mounted on the Bottom side)

S.=Surface mount

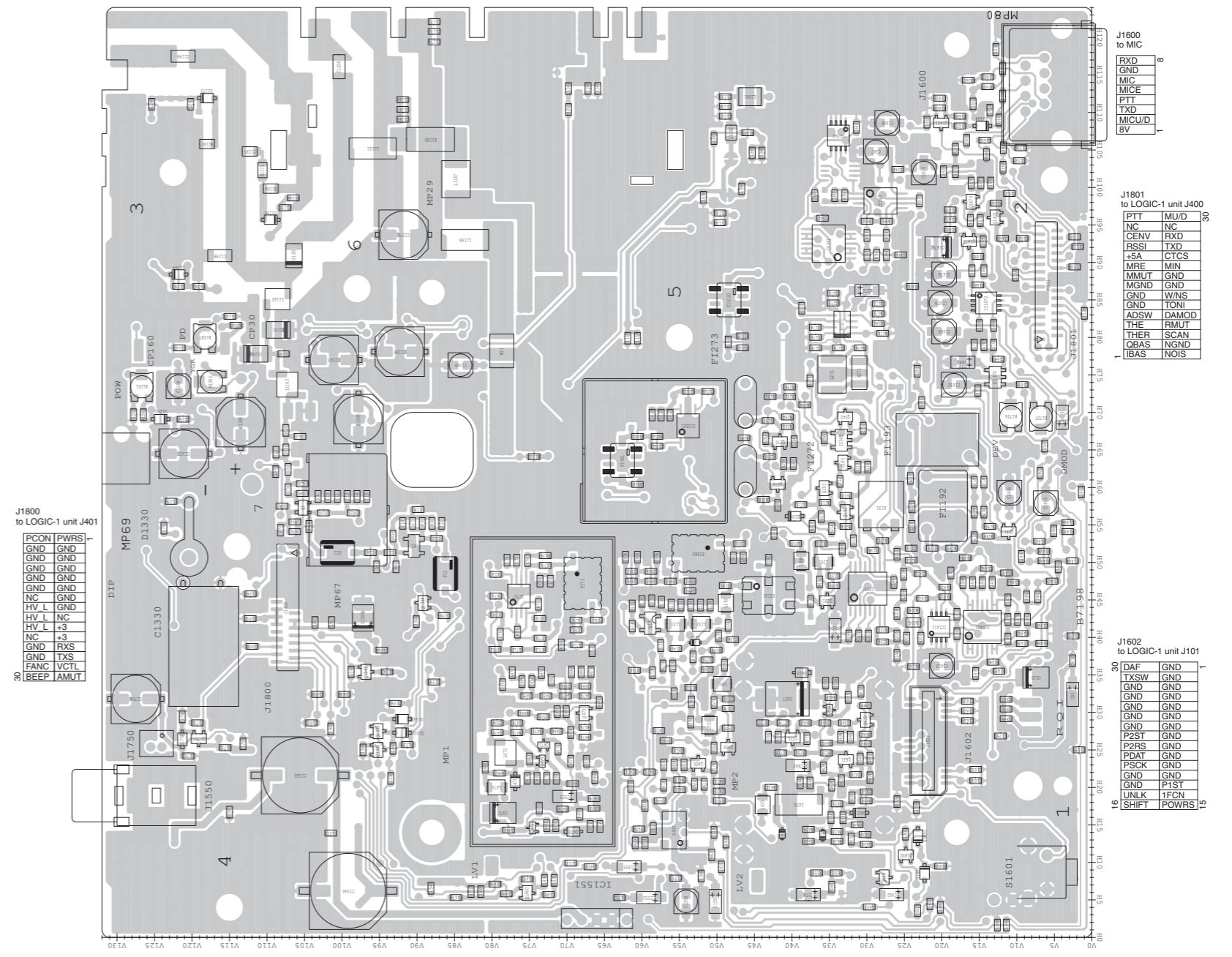
BOARD LAYOUTS

The combination of this side and the bottom side shows the board layout in the same configuration as the actual P.C.Board.

• LOGIC-1 UNIT
(TOP VIEW)

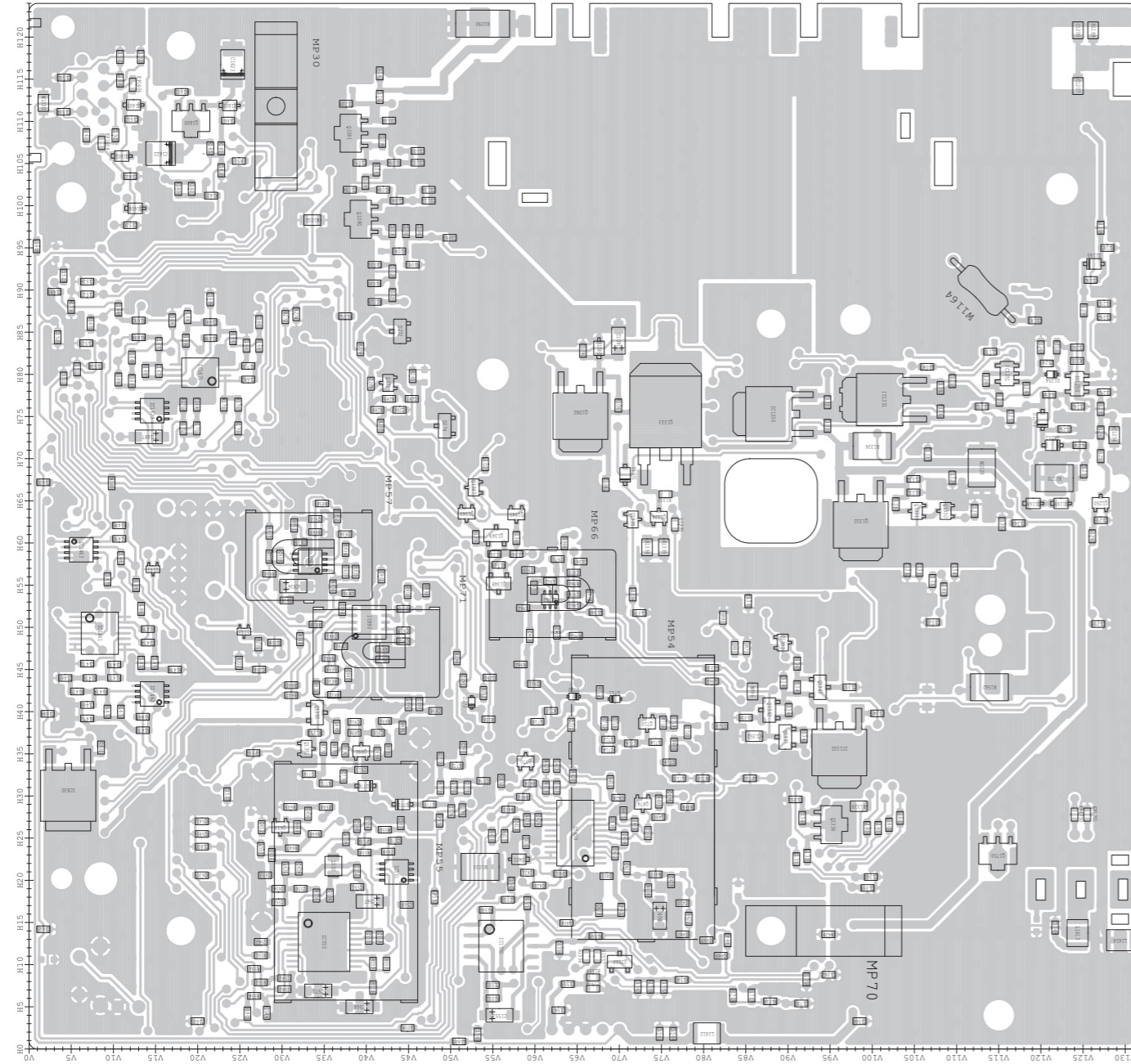


• MAIN-1 UNIT
(TOP VIEW)




The combination of this side and the bottom side shows the board layout in the same configuration as the actual P.C.Board.

• MAIN-1 UNIT
(BOTTOM VIEW)

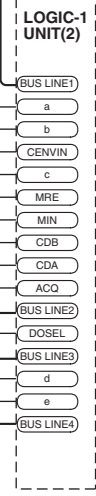
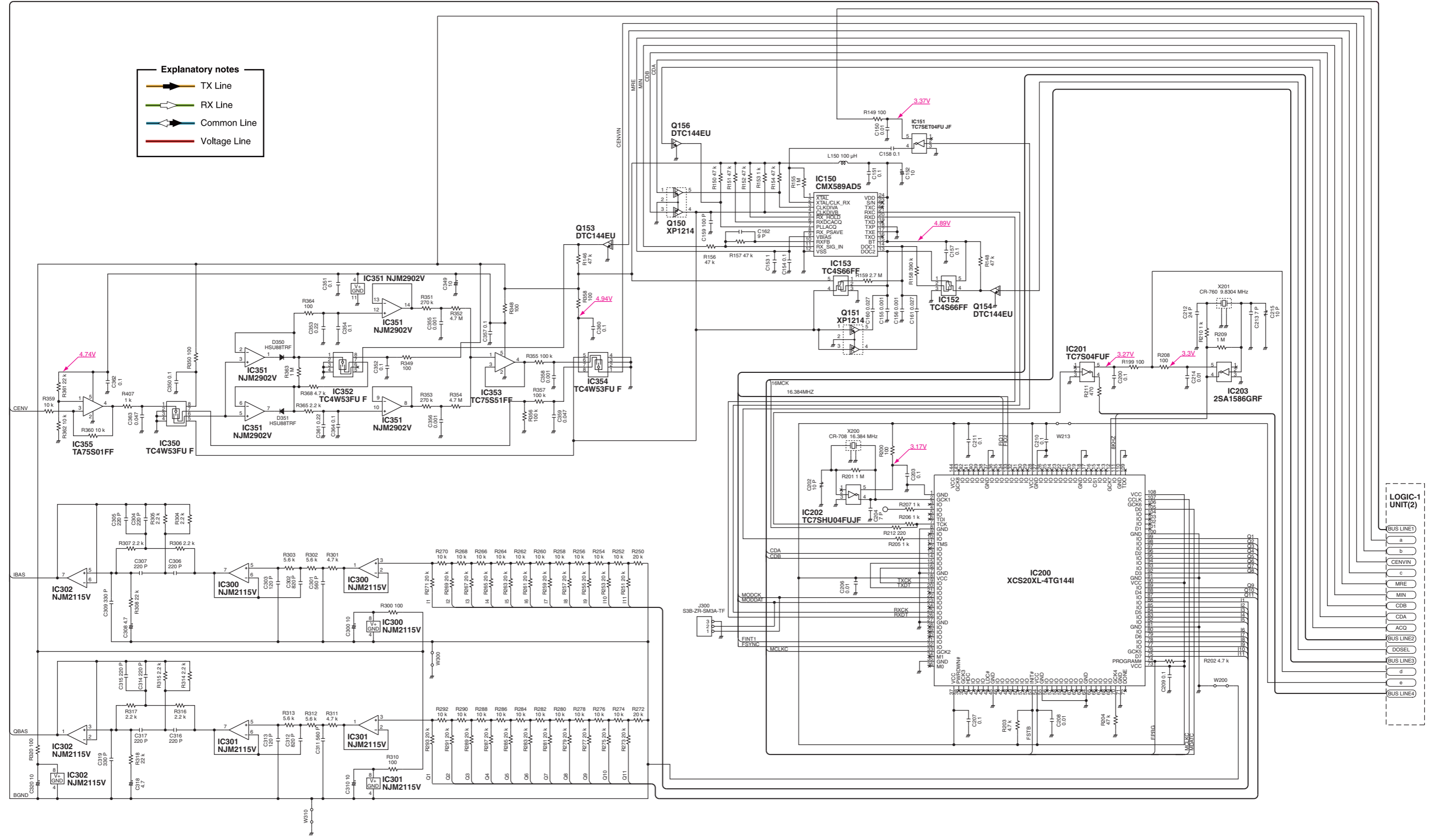


• LOGIC-1 UNIT
(BOTTOM VIEW)



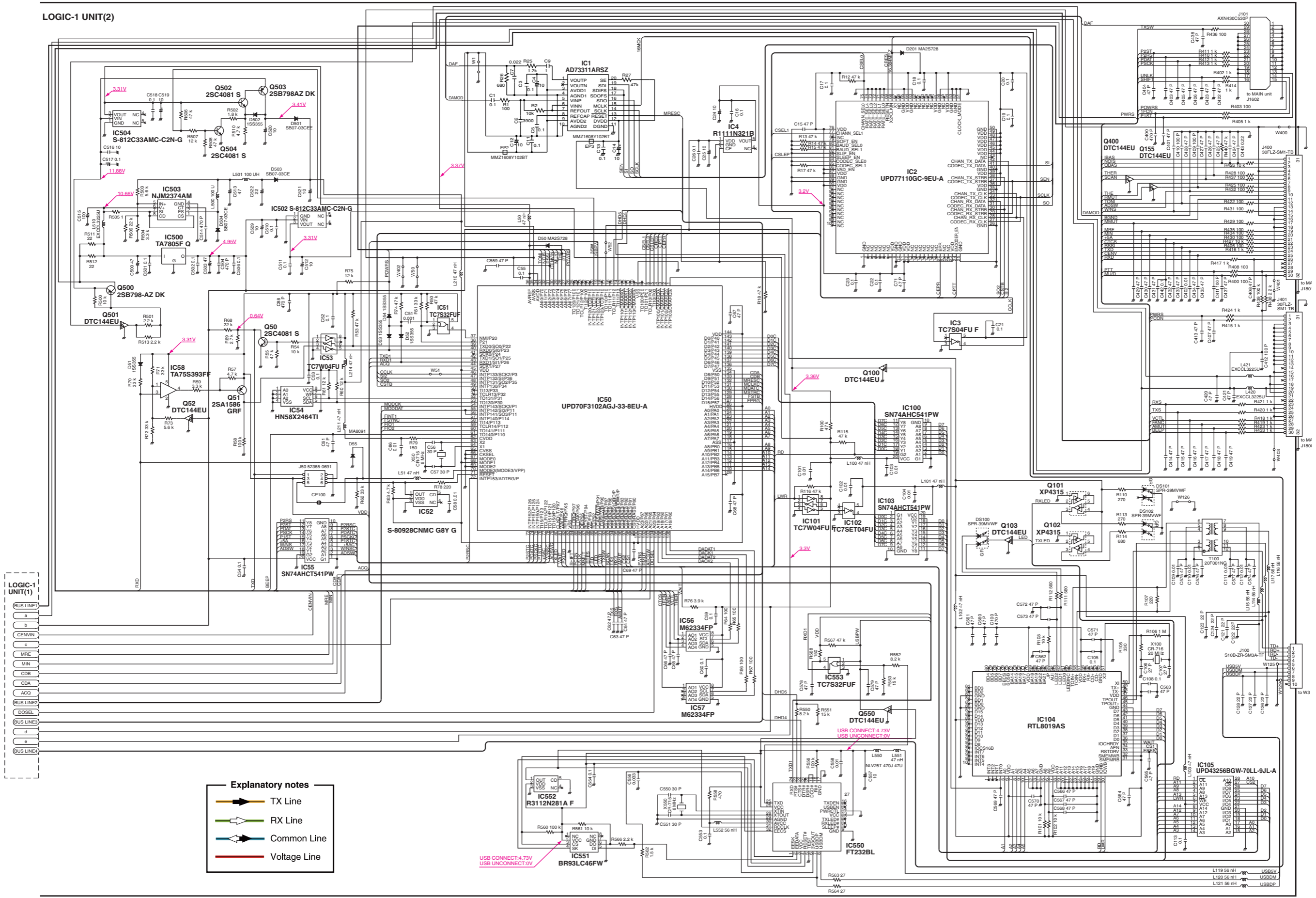
VOLTAGE DIAGRAM

LOGIC-1 UNIT(1)



*; Refer to "PARTS LIST."

LOGIC-1 UNIT(2)

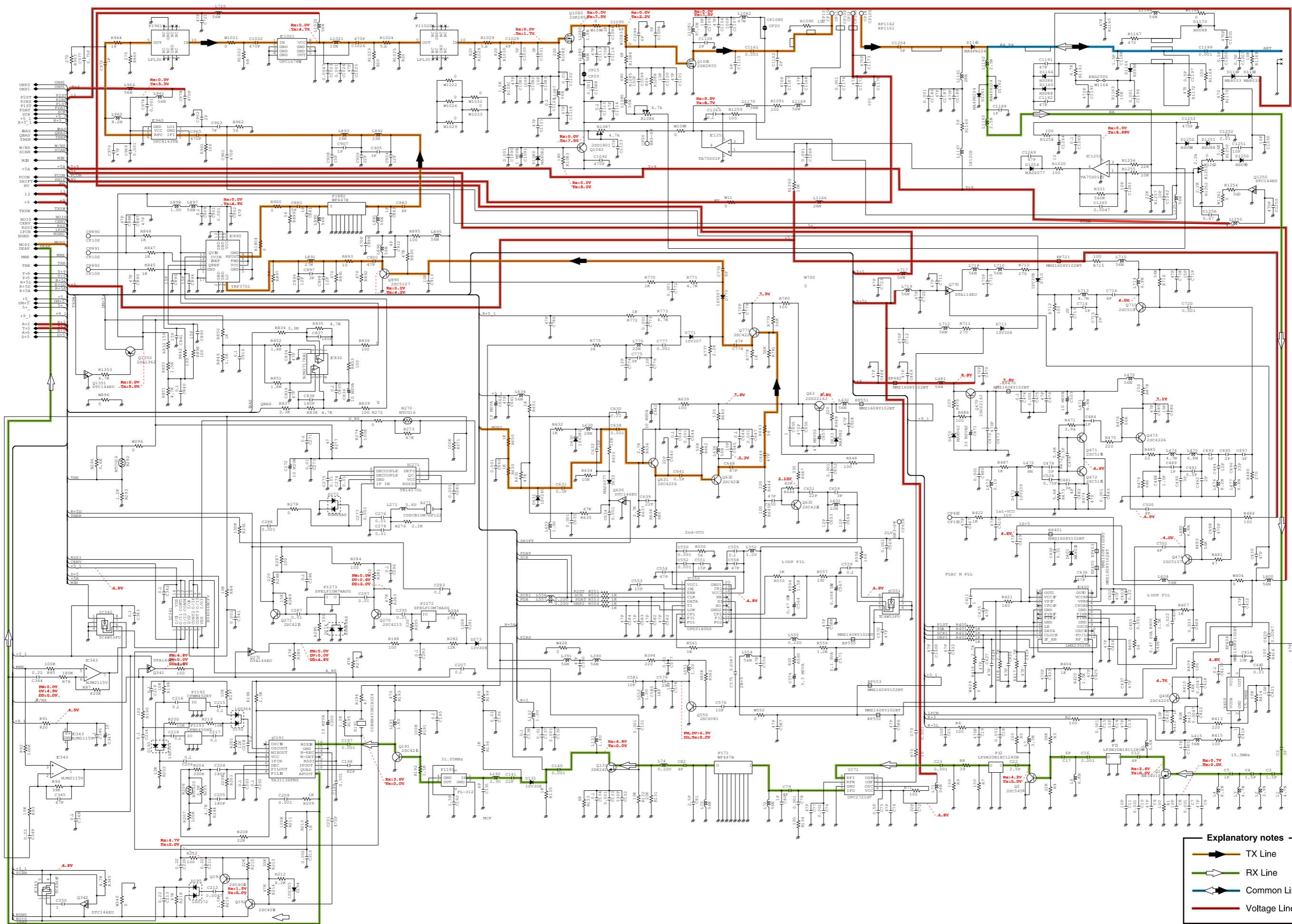


Explanatory notes

- TX Line
- RX Line
- Common Line
- Voltage Line

*; Refer to "PARTS LIST."

MAIN-1 UNIT (1)

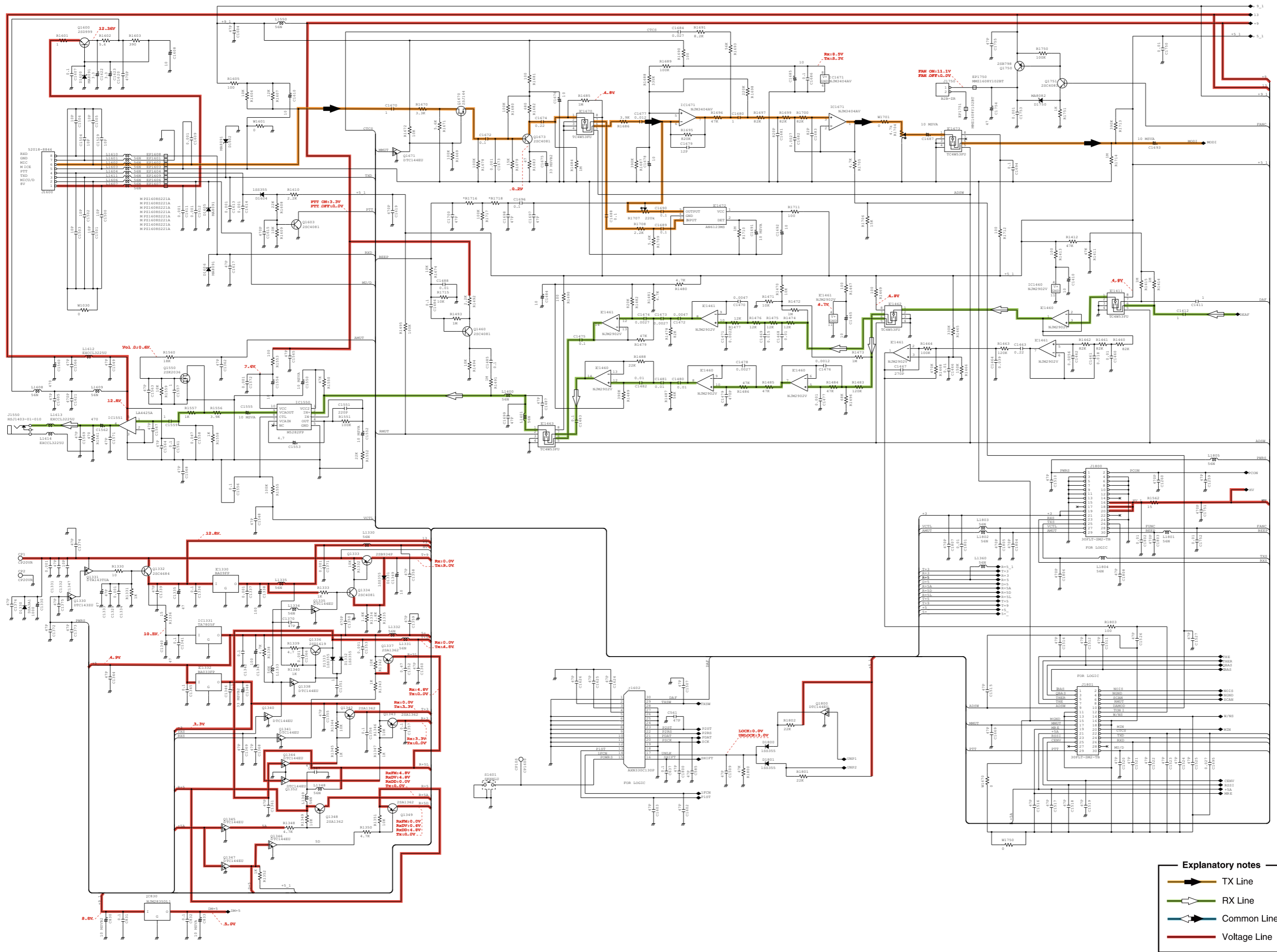


Explanatory notes

- TX Line
- RX Line
- Common Line
- Voltage Line

*; Refer to "PARTS LIST"

MAIN-1 UNIT (2)



Explanatory notes

- TX Line
- RX Line
- Common Line
- Voltage Line

*; Refer to "PARTS LIST."



SERVICE MANUAL

DIGITAL TRANSCEIVER

ID-1

S-14120IZ-C1

May. 2005

Icom Inc.

INTRODUCTION

This service manual describes the latest service information for the **ID-1** DIGITAL TRANSCEIVER at the time of publication.

MODEL	VERSION	SYMBOL	RC-24
ID-1	U.S.A.	USA-2	Optional
		USA-3	Supplied
	Europe	EUR-2	Optional
		EUR-3	Supplied
	General	GEN-2	Optional
		GEN-3	Supplied

To upgrade quality, all electrical or mechanical parts and internal circuits are subject to change without notice or obligation.



ORDERING PARTS

Be sure to include the following four points when ordering replacement parts:

1. 10-digit order numbers
2. Component part number and name
3. Equipment model name and unit name
4. Quantity required

<SAMPLE ORDER>

2710000590 Fan MF40D-12H-001 ID-1 Chassis 2 pieces
8900010940 Cable OPC-1119 RC-24 Chassis 3 pieces

Addresses are provided on the inside back cover for your convenience.

DANGER

NEVER connect the transceiver to an AC outlet or to a DC power supply that uses more than 16 V. Such a connection could cause a fire or electric hazard.

DO NOT expose the transceiver to rain, snow or any liquids.

DO NOT reverse the polarities of the power supply when connecting the transceiver.

DO NOT apply an RF signal of more than 20 dBm (100 mW) to the antenna connector. This could damage the transceiver's front end.

REPAIR NOTES

1. Make sure a problem is internal before disassembling the transceiver.
2. **DO NOT** open the transceiver until the transceiver is disconnected from its power source.
3. **DO NOT** force any of the variable components. Turn them slowly and smoothly.
4. **DO NOT** short any circuits or electronic parts. An insulated turning tool **MUST** be used for all adjustments.
5. **DO NOT** keep power ON for a long time when the transceiver is defective.
6. **DO NOT** transmit power into a signal generator or a sweep generator.
7. **ALWAYS** connect a 30 dB to 40 dB attenuator between the transceiver and a deviation meter or spectrum analyzer when using such test equipment.
8. **READ** the instructions of test equipment thoroughly before connecting equipment to the transceiver.

Icom, Icom Inc. and ICOM logo are registered trademarks of Icom Incorporated (Japan) in the United States, the United Kingdom, Germany, France, Spain, Russia and/or other countries.

TABLE OF CONTENTS

SECTION 1 SPECIFICATIONS

SECTION 2 INSIDE VIEWS

2-1	ID-1	2-1
-----	------------	-----

SECTION 3 DISASSEMBLY INSTRUCTIONS

3-1	ID-1	3-1
3-2	RC-24.....	3-1

SECTION 4 CIRCUIT DESCRIPITON

4-1	RECEIVER CIRCUITS.....	4-1
4-2	TRNSMITTER CIRCUITS	4-3
4-3	PLL CIRCUITS	4-5
4-4	POWER SUPPLY CIRCUITS.....	4-6
4-5	PORT ALLOCATION	4-7

SECTION 5 ADJUSTMENT PROCEDURES

5-1	PREPARATION	5-1
5-2	PLL AND CODEC ADJUSTMENT.....	5-3
5-3	TRANSMITTER ADJUSTMENT	5-6
5-4	RECEIVER ADJUSTMENT	5-7

SECTION 6 PARTS LIST

SECTION 7 SEMI-CONDUCTOR INFORMATION

SECTION 8 MECHANICAL PARTS AND DISASSEMBLY

8-1	ID-1	8-1
8-2	RC-24.....	8-2

SECTION 9 BOARD LAYOUTS

9-1	MAIN UNIT	9-1
9-2	LOGIC-1 UNIT.....	9-3
9-3	RC-24.....	9-5

SECTION 10 BLOCK DIAGRAM

10-1	MAIN UNIT	10-1
10-2	LOGIC-1 UNIT.....	10-2
10-3	RC-24.....	10-2

SECTION 11 VOLTAGE DIAGRAM

11-1	MAIN UNIT	11-1
11-2	LOGIC-1 UNIT.....	11-4
11-3	RC-24.....	11-6

SECTION 1 SPECIFICATIONS

■ GENERAL

- Frequency coverage : 1240.000–1300.000 MHz
- Type of emission : FM, GMSK (Digital)
- Transmission speed (theoretical value) : Data 128 kbps
Digital voice 4.8 kbps
- Codec : AMBE (2.4 kbps)
- Number of memory channel : 105 (incl. 2 scan edges and 3 calls)
- Tuning steps : 5, 6.25, 10, 12.5, 20, 25, 50, 100 kHz
- Frequency stability : ± 2.5 ppm (-10°C to $+60^{\circ}\text{C}$)
- Operating temperature range : -10°C to $+60^{\circ}\text{C}$ (-22°F to $+140^{\circ}\text{F}$)
- Antenna connector : Type-N ($50\ \Omega$)
- Power supply requirement : 13.8 V DC $\pm 15\%$ (Negative ground)
- Current drain (at 13.8 V DC) : Transmit Less than 7 A (at 10 W)
Receive Less than 1.5 A (AF max.)
- Dimensions (projections not included) :
 - Main unit 141(W) \times 40(H) \times 165.8(D) mm; $5^{9/16}$ (W) \times $1^{9/16}$ (H) \times $6^{17/32}$ (D) in
 - Remote controller (RC-24) 150(W) \times 50(H) \times 49.5(D) mm; $5^{29/32}$ (W) \times $1^{31/32}$ (H) \times $6^{15/16}$ (D) in
- Weight (Approx.) :
 - Main unit 1.2 kg; 2 lb 10 oz
 - Remote controller (RC-24) 220 g; 7.7 oz

■ TRANSMITTER

- Output power (at 13.8 V DC) : 10/1 W
- Modulation : Variable reactance frequency modulation (FM)
Quadrature modulation (Digital)
- Maximum frequency deviation (FM) : ± 5.0 kHz
- Spurious emissions : Less than -50 dB
- Microphone connector : 8-pin modular jack ($600\ \Omega$)

■ RECEIVER

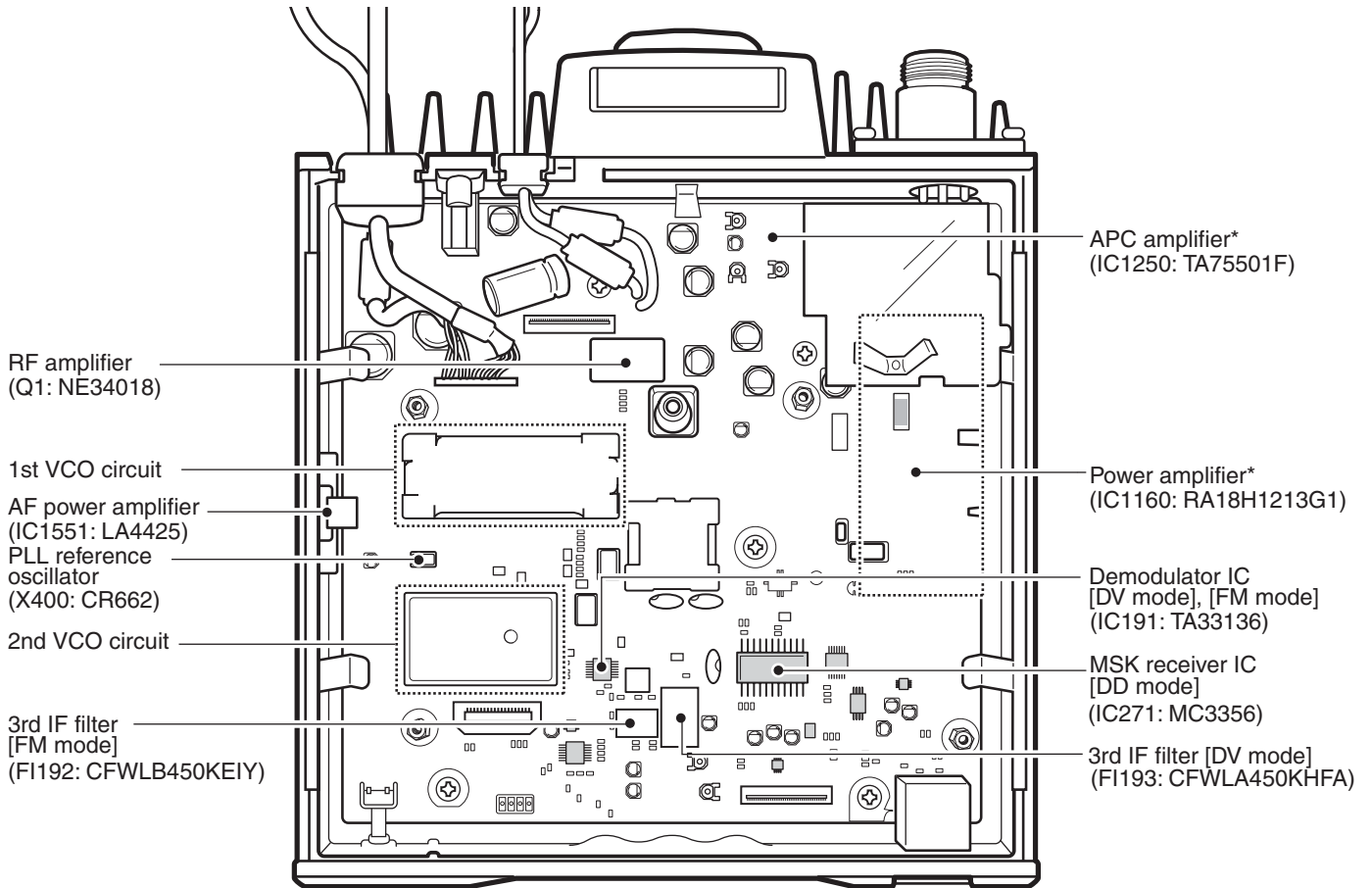
- Receive system : Triple conversion superheterodyne system (FM, DV)
Double conversion superheterodyne (DD)
- Intermediate frequencies : 1st IF: 243.95 MHz, 2nd IF: 31.05 kHz, 3rd IF: 450 kHz (FM, DV)
1st IF: 243.95 MHz, 2nd IF: 10.7 MHz (DD)
- Sensitivity : Less than $0.18\ \mu\text{V}$ (-122 dBm) at 12 dB SINAD (FM)
Less than $0.35\ \mu\text{V}$ (-116 dBm) at BER 1×10^{-2} (DV)
Less than $1.58\ \mu\text{V}$ (-103 dBm) at BER 1×10^{-2} (DD)
- Selectivity (typical) : More than 12 kHz/6dB, Less than 30 kHz/60 dB (FM)
More than 6 kHz/6dB, Less than 18 kHz/50 dB (DV)
More than 140 kHz/6dB, Less than 520 kHz/40 dB (DD)
- Spurious and image rejection : More than 50 dB
- Audio output power (at 13.8 V DC) : 2.0 W at 10% distortion with an $8\ \Omega$ load
- Squelch sensitivity (at threshold) : Less than $0.18\ \mu\text{V}$ (-122 dBm) (FM only)
- Ext. speaker connector : 2-conductor 3.5 (d) mm ($1/8$ ")/ $8\ \Omega$

All stated specifications are subject to change without notice or obligation.

SECTION 2 INSIDE VIEWS

● MAIN UNIT

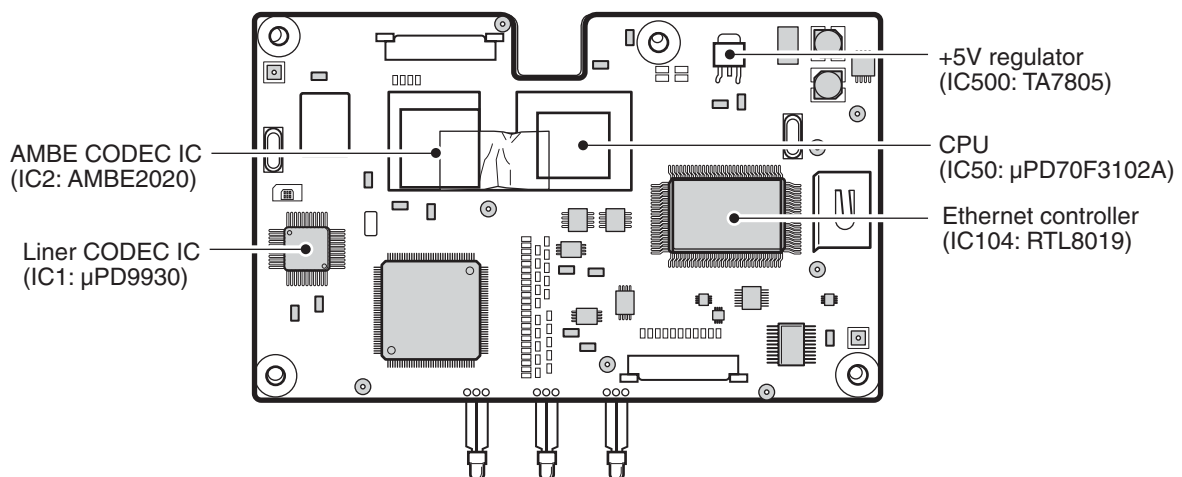
Top view



*: Located under side of this point

● LOGIC-1 UNIT

Top view

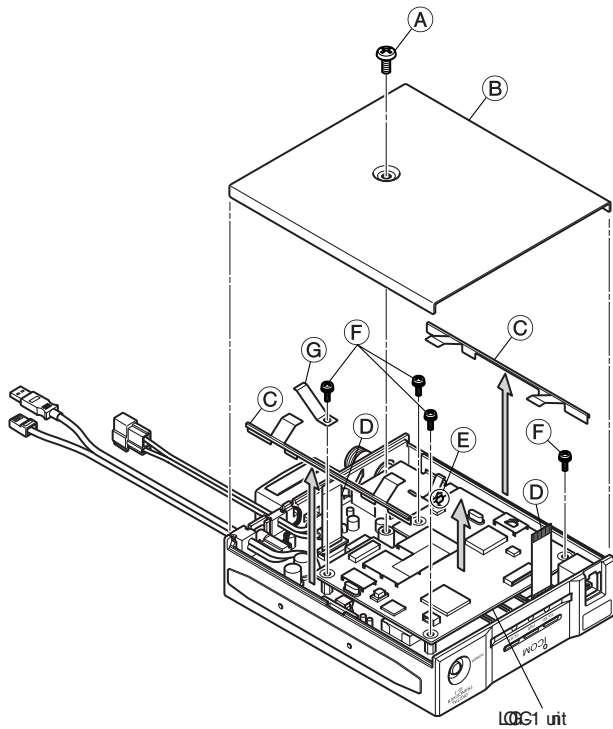


SECTION 3 DISASSEMBLY INSTRUCTIONS

3-1 ID-1

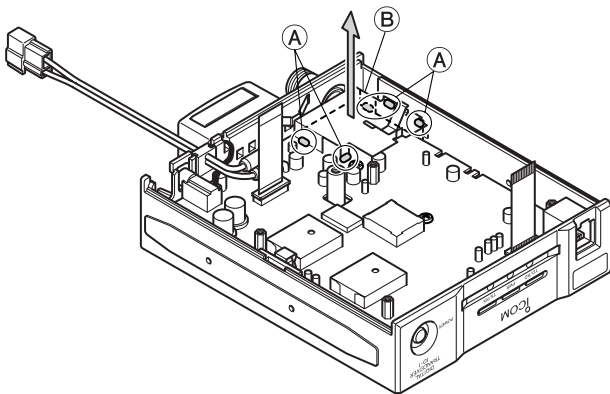
● REMOVING THE LOGIC-1 UNIT

- ① Unscrew 1 screw (A), and remove the cover (B).
- ② Remove 2 main shield plates (C).
- ③ Disconnect 2 cables (D), and unsolder 1 point (E).
- ④ Unscrew 4 screws (F), and remove the earth spring (G).
- ⑤ Take off the LOGIC-1 unit.



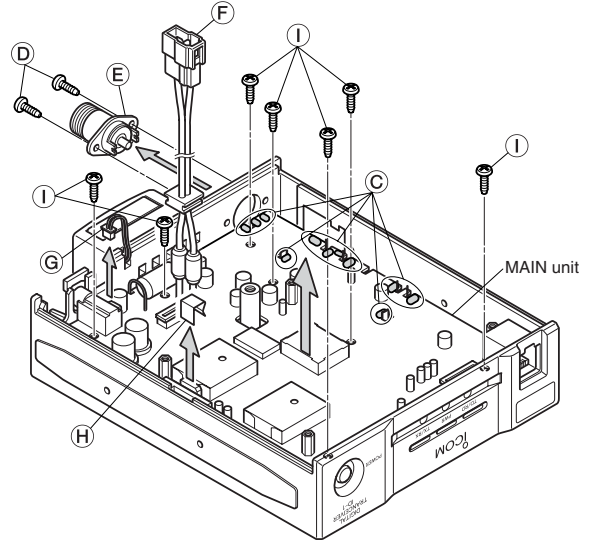
● REMOVING THE MAIN UNIT

- ① Unsolder 5 points (A), and remove the ANT plate (B).



Continue to right above.

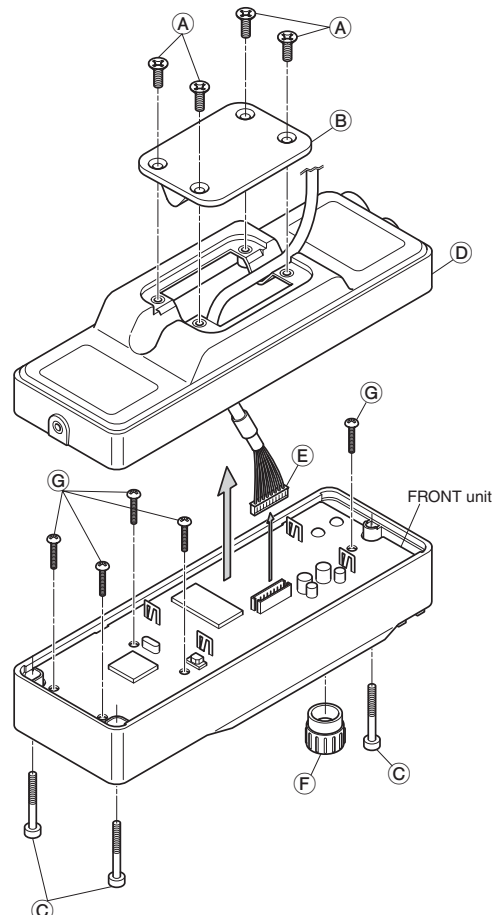
- ② Unsolder 11 points (C).
- ③ Unscrew 2 screws (D), and remove the ANT connector (E).
- ④ Take off the cable (F) from the chassis.
- ⑤ Disconnect the cable (G), and remove the TR-A clip (H).
- ⑥ Unscrew 7 screws (I), and take off the MAIN unit.



3-2 RC-24

● REMOVING THE FRONT UNIT

- ① Unscrew 4 screws (A), and remove the rear plate (B).
- ② Unscrew 3 screws (C), and remove the front panel (D).
- ③ Disconnect the cable (E), and remove the knob (F).
- ④ Unscrew 5 screws (G), and take off the FRONT unit.



SECTION 4 CIRCUIT DESCRIPTION

4-1 RECEIVER CIRCUITS

4-1-1 ANTENNA SWITCHING CIRCUIT (MAIN UNIT)

The antenna switching circuit functions as a low-pass filter while receiving and a resonator circuit while transmitting. This circuit does not allow transmit signals to enter the receiver circuits.

Received signals from the antenna connector (CHASSIS; J1) are passed through the low-pass filter which contains strip-line and C1198, and are then applied to the $\lambda/4$ type antenna switching circuit (D1160–D1162, L1162).

While receiving, no voltage is applied to D1160–D1162. Thus, the receive line and ground are disconnected and received signals are applied to the RF circuit.

4-1-2 RF CIRCUIT (MAIN UNIT)

The RF circuit amplifies signals within the range of frequency coverage and filters out-of-band signals.

The signals from the antenna switching circuit pass through the high-pass filter (L1–L4, C2–C5) and then applied to the RF amplifier (Q1). The amplified signals are passed through the bandpass filter (F11) and then applied to the another RF amplifier (Q2). The amplified signals are passed through the another bandpass filter (F12) to suppress unwanted signals.

The filtered signal is applied to the 1st mixer circuit.

4-1-3 1ST MIXER AND 1ST IF CIRCUITS (MAIN UNIT)

The 1st mixer circuit converts the received signals into fixed frequency of the 1st IF signal with the 1st LO signal. By changing the 1st LO signal, only the desired frequency passes through the bandpass filter at the next stage of the 1st mixer circuit.

The RF signals from the bandpass filter (F12) are mixed with the 1st LO signal, where come from the 1st VCO circuit, at the 1st mixer circuit (IC71) to produce a 243.95 MHz 1st IF signal. The 1st IF signal is passed through the bandpass filter (F171) to suppress unwanted signals and pass only the desired signals.

The filtered signal is applied to the 2nd IF circuit.

4-1-4 2ND MIXER AND 2ND IF CIRCUITS (MAIN UNIT)

The 2nd mixer circuit converts the 1st IF signal into the 2nd IF signal with the 2nd LO signal.

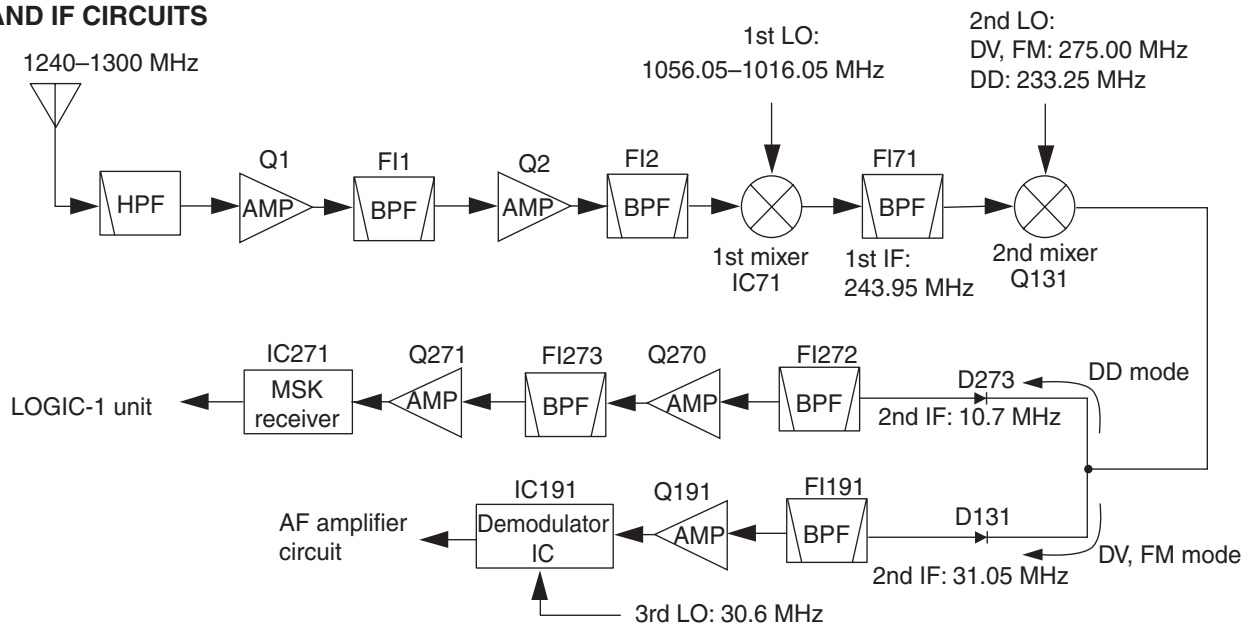
• DV/FM MODE

The filtered 1st IF signal from the bandpass filter (F171) is mixed with the 2nd LO signal (275.00 MHz), where come from 2nd VCO circuit, at the 2nd mixer circuit (Q131) to produce the 2nd IF signal (31.05 MHz). The 2nd IF signal is passed through the MCF (F1191) via the DV/FM switch (D131). The filtered signal is applied to the IF amplifier (Q191) and then applied to the 3rd mixer circuit in the demodulator IC (IC191).

• DD MODE

The filtered 1st IF signal from the bandpass filter (F171) is mixed with the 2nd LO signal (233.25 MHz), where come from the 2nd VCO circuit, at the 2nd mixer circuit (Q131) to produce the 2nd IF signal (10.7 MHz). The 2nd IF signal is passed through the bandpass filter (F1272) to remove unwanted heterodyned frequencies via the DD switch (D273). The filtered signal is amplified at the IF amplifier (Q270) and then passed through the another bandpass filter (F1273). The filtered signal is applied to the another IF amplifier (Q271) and then applied to the MSK receiver IC (IC271).

• RF AND IF CIRCUITS



4-1-5 DEMODULATOR CIRCUITS (MAIN UNIT)

• DV MODE

The demodulator IC (IC191) contains the 3rd mixer, limiter amplifier, quadrature detector, active filter and noise amplifier, etc.

The amplified signal from the IF amplifier (Q191) is applied to the 3rd mixer section of the demodulator IC (IC191, pin 16) and is then mixed with the 3rd LO signal to be converted into the 450 kHz 3rd IF signal. The 3rd IF signal from the 3rd mixer section (IC191, pin 3) passes through the ceramic filter (F1193) via the mode switches (D192, D193) to remove unwanted heterodyned frequencies. The filtered signal is amplified at the limiter amplifier section (IC191, pin 5) and then applied to the quadrature detector section (IC191, pins 10, 11) to demodulate the digital audio signals.

The 3rd LO signal (30.6 MHz) is produced at the 1st PLL circuit by doubling its reference frequency (X400: 15.3 MHz) at the doubler (Q550).

The digital audio signals from the demodulator IC (IC191, pin 9) are amplified at IC343 (pins 6, 7) and then applied to the mode switch (IC342, pins 1, 7).

The switched signals from the mode switch (IC342, pin 1) are applied to the LOGIC-1 unit via J1801 (pin 20).

• DD MODE

The MSK receiver IC (IC271) contains the limiter amplifier, quadrature detector, etc.

The amplified signal from the IF amplifier (Q271) is applied to the limiter amplifier section of the MSK receiver IC (IC271, pin 7) and then applied to the quadrature detector section (IC271, pin 11) to demodulate to the data signals.

The demodulated data signals from the MSK receiver IC (IC271, pin 13) are amplified at IC343 (pins 1, 2) and then applied to the mode switch (IC342, pins 1, 6).

The switched signals from the mode switch (IC342, pin 1) are applied to the LOGIC-1 unit via J1801 (pin 20).

• FM MODE

The same demodulator IC that is used for DV mode operation is used for FM demodulation.

The amplified signal from the IF amplifier (Q191) is applied to the 3rd mixer section of the demodulator IC (IC191, pin 16) and is then mixed with the 3rd LO signal to be converted into the 450 kHz 3rd IF signal. The 3rd IF signal from the 3rd mixer section (IC191, pin 3) passes through the ceramic filter (F1192) via the mode switches (D192, D193) to remove unwanted heterodyned frequencies. The filtered signal is amplified at the limiter amplifier section (IC191, pin 5) and then applied to the quadrature detector section (IC191, pins 10, 11) to demodulate the AF signals.

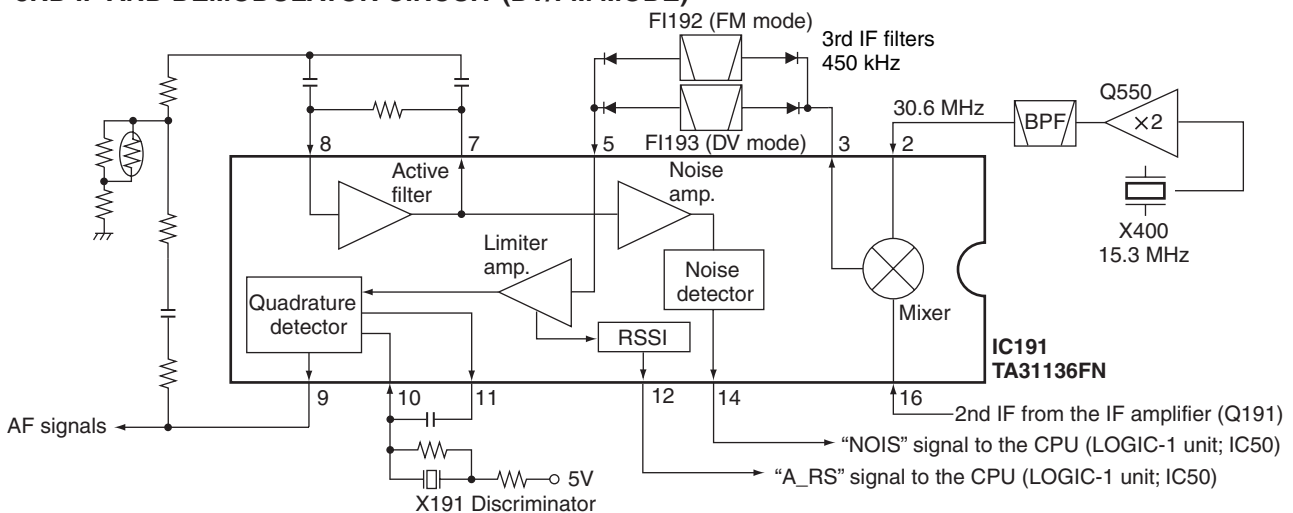
The AF signals are output from the demodulator IC (IC191, pin 9) and are then applied to the AF amplifier circuit.

4-1-6 DIGITAL CIRCUITS (LOGIC-1 UNIT)

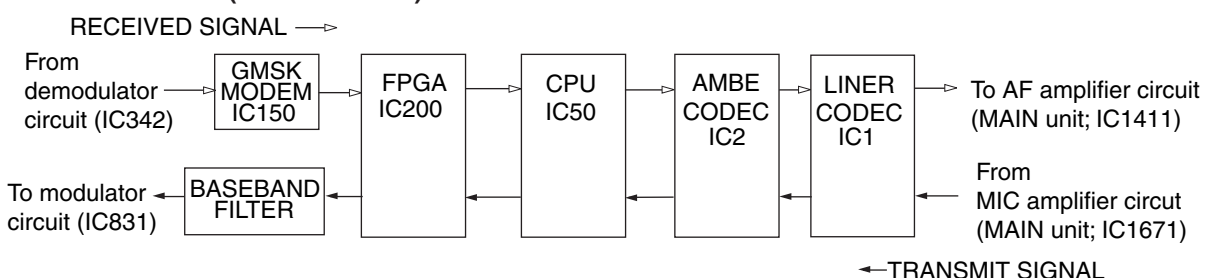
The digital circuits convert the demodulated digital audio signals into the analog audio signals and convert the demodulated data signals format for PC communication via the USB controller (for DV mode: low speed data operation) or Ethernet controller (for DD mode).

The demodulated digital audio or data signals from the mode switch (MAIN unit: IC342, pin 1) are applied to the GSMK MODEM IC (IC150, pin 11). The applied signals are synchronized with the clock signal, then the synchronized

• 3RD IF AND DEMODULATOR CIRCUIT (DV/FM MODE)



• DIGITAL CIRCUITS (LOGIC-1 UNIT)



signals are applied to the CPU (IC50) via the FPGA IC (IC200).

• DV MODE (VOICE OPERATION)

The digital audio signals from the CPU (IC50) are applied to the AMBE CODEC IC (IC2) for code expansion, and are then applied to the linear CODEC IC (IC1). The digital audio signals are converted into analog audio signals at the D/A converter section and then output from pin 34 (IC1)

The analog audio signals are applied to the mode switch (MAIN unit; IC1411, pins 1, 7) via the J101 (pin 30) as "DAF" signal.

• DD MODE/DV MODE (LOW SPEED DATA OPERATION)

While operating in DD mode, the output signals from the CPU (IC50) are applied to the connected PC via the Ethernet controller (IC104).

While operating in DV mode (low speed data operation), the output signals from the CPU (IC50) are applied to the connected PC via the USB controller (IC550).

4-1-7 AF AMPLIFIER CIRCUIT (MAIN UNIT)

The AF amplifier circuit amplifies the demodulated AF signals to a level needed to drive a speaker.

• DV MODE

The AF signals from the LOGIC-1 unit are applied to the mode switch (IC1411, pins 1, 7) and then amplified at the buffer amplifier (IC1460, pins 1, 3). The buffer amplified signals are applied to the filter switch (IC1462, pins 1, 6) to select the appropriate AF filters for DV mode and then passed through the low-pass (IC1461, pins 8, 10) and high-pass (IC1461, pins 12, 14) filters. The filtered signals are passed through the filter switch (IC1463, pins 1, 6) and are then applied to the volume controller (IC1550, pins 2, 9).

• FM MODE

The AF signals from the demodulator IC (IC191, pin 9) are applied to the mode switch (IC1411, pins 1, 6) and then applied to the buffer amplifier (IC1460, pins 1, 3). The buffer amplified signals are applied to the filter switch (IC1462, pins 1, 7) to select the appropriate AF filters for FM mode and then passed through the low-pass (IC1460, pins 6, 7, 8, 9) and high-pass (IC1460, pins 13, 14) filters. The filtered signals are passed through the filter switch (IC1463, pins 1, 7) and are then applied to the volume controller (IC1550, pins 2, 9).

The switched AF signals from the filter switch (IC1463, pin 1) are applied to the volume controller (IC1550, pins 2, 9). The level adjusted AF signals (IC1550, pin 9) are applied to the AF power amplifier (IC1551, pins 1, 4) via the AF mute switch (Q1550).

The AF mute switch is mute the AF signals while digital squelch, call sign squelch, noise squelch, tone squelch are closed, the audio level is set to minimum position or transmitting.

The power amplified AF signals from the AF power amplifier (IC1551, pin 4) are applied to the speaker that is connected to [SP] jack (J1550).

4-1-8 SQUELCH CIRCUITS (MAIN UNIT)

• DIGITAL CODE/CALL SIGN SQUELCH (DV MODE ONLY)

The digital code/call sign squelch circuit detects matched digital code/call sign and opens the squelch only when receiving a signal containing a matching digital code/call sign. When digital code/call sign squelch is in use, and a signal with a unmatched digital code/call sign is received, the digital code/call sign squelch circuit mutes the AF signals.

The detected digital audio signals from IC191 (pin 9) are applied to the CPU (LOGIC-1 unit; IC50) via the mode switch (IC342, pins 1, 7), GMSK MODEM IC (LOGIC-1 unit; IC150) and FPGA IC (LOGIC-1 unit; IC200). Then the CPU analyzes the digital code/call sign and output the AF mute signal as "RMUT" from the pin 102 to the filter switch (IC1463, pin 2) via the mute switch (LOGIC-1 unit; Q155).

• NOISE SQUELCH (FM MODE ONLY)

The noise squelch circuit cuts out AF signals when no RF signals are received. By detecting noise components in the AF signals, the squelch circuit switches the filter switch (IC1463).

Portion of the AF signals from the demodulator IC (IC191, pin 9) are applied to the active filter section in the demodulator IC (IC191, pin 8). The active filter section filters and amplifies noise components only. The amplified noise signals are converted into the pulse-type signals at the noise detector section. The detected signals output from pin 14 (IC191).

The detected signals from the demodulator IC (IC191, pin 14) are amplified at the noise amplifiers (Q192, Q193) and then applied to the noise detector (D195). The detected signals are applied to the CPU (LOGIC-1 unit; IC50, pin 32) as "NOIS" signals. Then the CPU analyzes the noise condition and outputs the AF mute signal as "RMUT" from the pin 102 to the filter switch (IC1463, pin 2) via the mute switch (LOGIC-1 unit; Q155).

• TONE SQUELCH (FM MODE ONLY)

The tone squelch circuit detects tone signals and opens the squelch only when receiving a signal containing a matching subaudible tone (CTCSS). When tone squelch is in use, and a signal with a unmatched or no subaudible tone is received, the tone squelch circuit mutes the AF signals even when noise squelch is open.

A portion of "DEAF" signals from the buffer amplifier (IC1460, pin 1) are applied to the low-pass filters (IC1461, pins 1, 2, 5, 7) to remove AF (voice) signals. The filtered signals are applied to the CTCSS decoder in the CPU (LOGIC-1 unit, IC50, pin 33) as "TONI" signals. Then the CPU analyzes the decoded tone signals and output the AF mute signal as "RMUT" from the pin 102 to the filter switch (IC1463, pin 2) via the mute switch (LOGIC-1 unit; Q155).

4-1-9 S-METER CIRCUITS (MAIN UNIT)

Some of the amplified IF signal is applied to the S-meter detector section in the demodulator IC (IC191) to be converted into DC voltage. The output signal from the demodulator IC (IC191, pin 12) is applied to the mode switch (IC341, pins 10, 11) and then applied to the CPU (LOGIC-1 unit; IC50). The CPU then outputs S-meter control signal to the RC-24 or connected PC via the USB controller (LOGIC-1 unit; IC550).

4-2 TRANSMITTER CIRCUITS

4-2-1 MICROPHONE AMPLIFIER CIRCUIT (MAIN UNIT)

The microphone amplifier circuit amplifies audio signals from the microphone to a level needed for the modulation circuit.

While connecting the microphone to ID-1, the AF signals from the microphone (J1600, pin 6) are applied to the microphone amplifier (Q1673) via the microphone mute switch (Q1670). The amplified AF signals are applied to the mode switch (IC1670, pins 1, 6, 7).

While connecting the microphone to RC-24, the AF signals from the microphone (RC24; J1) are applied to the MAIN unit (J1600, pin 6) via the buffer amplifier (RC-24; Q13).

• DV MODE

The amplified AF signals from microphone amplifier (Q1673) are amplified at the ALC amplifier (IC1672, pins 3, 5) via the mode switch (IC1670, pins 1, 7). The amplified signals are applied to the IDC amplifier (IC1671, pins 6, 7) and then passed through the splatter filter (IC1671, pins 1, 3).

The filtered signals are applied to the LOGIC-1 unit via the J1801 (pin 10).

• FM MODE

The amplified AF signals from microphone amplifier (Q1673) are passed through the mode switch (IC1670, pins 1, 6) and then applied to the IDC amplifier (IC1671, pins 6, 7). The amplified signals are passed through the splatter filter (IC1671, pins 1, 3) and mode switch (IC1673, pins 1, 6).

The CTCSS signals (CTCS) from the CPU (LOGIC-1 unit; IC50) via (LOGIC-1 unit; IC57, pin 1) are mixed with the AF signals from the IDC amplifier (IC1671, pin 7). The mixed signals are passed through the splatter filter (IC1671, pins 1, 3) and mode switch (IC1673, pins 1, 6).

The switched AF signals (IC1673, pin 6) are applied to the modulation circuit.

4-2-2 DIGITAL CIRCUITS (LOGIC-1 UNIT)

• DV MODE (VOICE OPERATION)

The AF signals from the splatter filter (MAIN unit; IC1671, pin 1) are applied to the liner CODEC IC (IC1, pin 24) to convert into digital voice data at the A/D converter section as the "DAMOD" signal. The converted digital audio signals are applied to the AMBE CODEC IC (IC2) for code compression and are then applied to the CPU (IC50).

The digital audio signals are processed at the CPU (IC50) and then applied to the FPGA IC (IC200).

• DD MODE/DV MODE (LOW SPEED DATA OPERATION)

While operating in DD mode the data signal from connected PC are applied to the Ethernet controller (IC104) and then applied to the CPU (IC50)

While operating in DV mode (low speed data operation) the data signal from connected PC are applied to the USB controller (IC550) and then applied to the CPU (IC50)

The applied data signals to the CPU (IC50) are processed and then applied to the FPGA IC (IC200).

The output signals from the CPU (IC50) are applied to the FPGA IC (IC200) to convert to the I/Q baseband signals and then output from pins 75–80, 82–87, 92–99 (IC200). The I/Q baseband signals are mixed at the resistors (R250–R293) and then pass through the baseband filters (IC300, IC301, IC302).

The filtered signals (I/Q baseband signals) are applied to the MAIN unit via J400 (pins 1, 3).

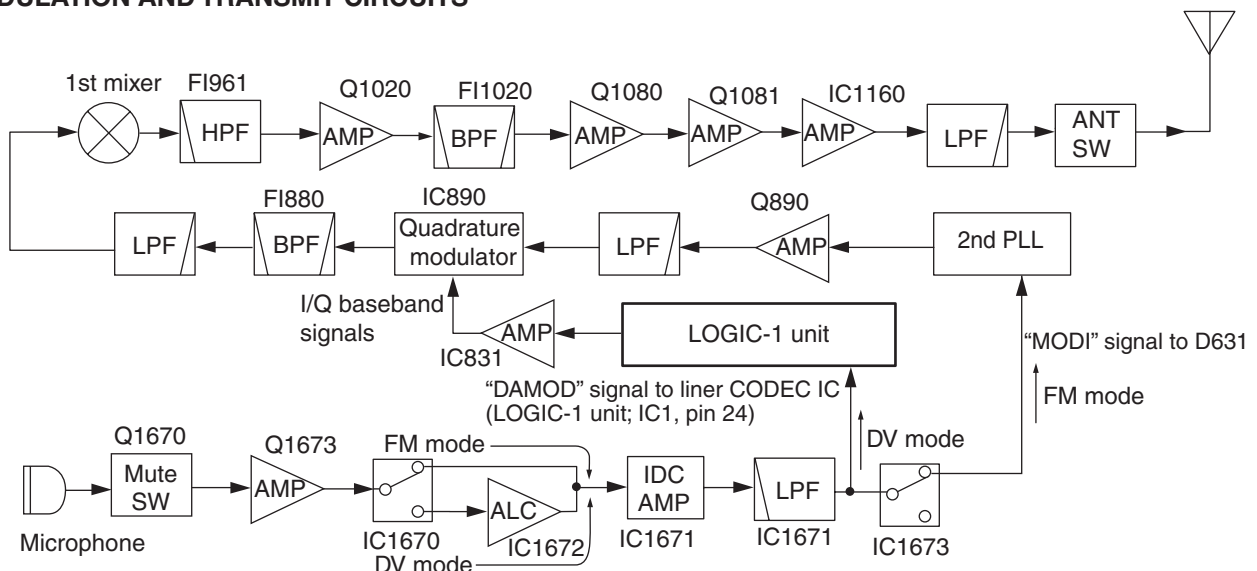
4-2-3 MODULATION CIRCUIT (MAIN UNIT)

• DV/DD MODE

The modulation circuit modulates the 2nd LO signal at the quadrature modulation circuit (IC890) using the I/Q baseband signals from the LOGIC-1 unit.

The I/Q baseband signals from the LOGIC-1 unit are amplified at the I/Q baseband amplifiers (IC832, pins 1, 2, 6, 7) and then applied to amplifier section (pins 4, 7) of the quadrature modulator IC (IC890, pins 4, 7, 14). The 2nd LO signal is applied to the quadrature modulator IC (IC890, pin 8)

• MODULATION AND TRANSMIT CIRCUITS



and then mixed with the amplified I/Q baseband signals. The modulated signal is output from pin 14.

The modulated signal (IC890, pin 14) is passed through the bandpass (F1880) and low-pass (L892, L893, C904–C908) filters and then applied to the 1st mixer circuit.

• FM MODE

The modulation circuit modulates the 2nd LO signal using the microphone audio signals.

The switched AF signals from the mode switch (IC1673, pin 6) change the reactance of varactor diode (D631) to modulate the 2nd LO signal at the 2nd VCO circuit (Q631, D630). The modulated signal from the 2nd VCO circuit is amplified at the buffer amplifiers (Q632, Q771) and is then applied to the T/R switch (D770). The switched signal is applied to the 2nd LO amplifier (Q890) and then passed through the low-pass filter (L891, C896–C898), quadrature modulator IC (IC890), bandpass filter (F1880) and low-pass filter (L892, L893, C904–C908).

The filtered signal is applied to the 1st mixer circuit.

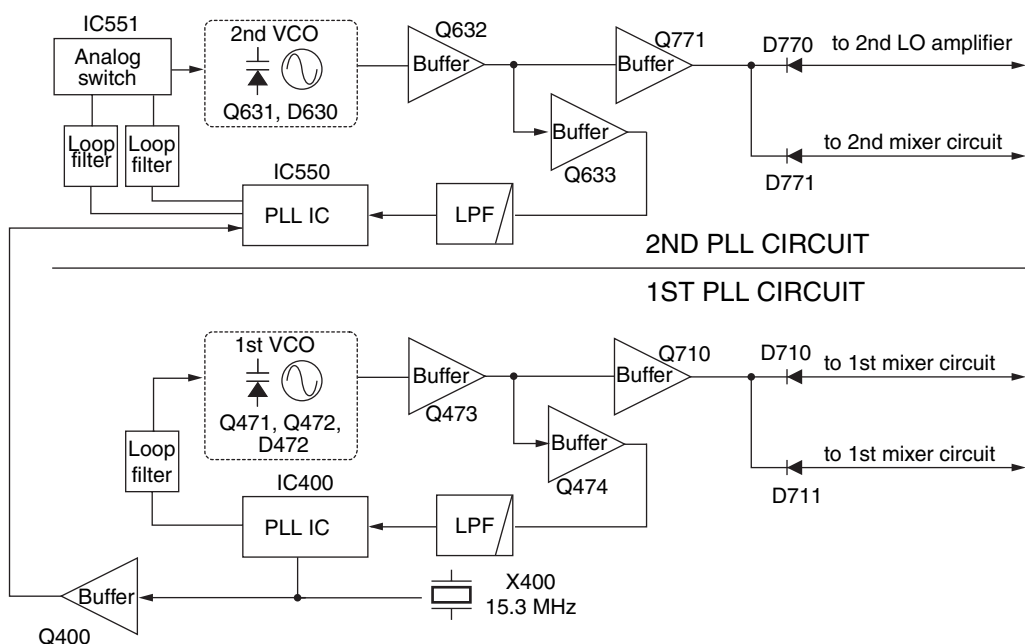
4-2-4 1ST MIXER CIRCUITS (MAIN UNIT)

The filtered signal from the low-pass filter (L892, L893, C904–C908) is mixed with the 1st LO signal, generated at the 1st VCO circuit (Q471, Q472, D472) via the buffer amplifier (Q710), at the 1st mixer circuit (IC960, pin 1, 6) to convert into the RF signal. The RF signal from the 1st mixer circuit (IC960, pin 6) is passed through the bandpass filter (F1961) and then amplified at the RF amplifier (IC1021). The amplified signal is passed through the bandpass filter (F11020) to suppress spurious components.

4-2-5 DRIVE/POWER AMPLIFIER CIRCUITS (MAIN UNIT)

The filtered RF signal from the bandpass filter (F11020) is amplified at the drive (Q1080, Q1081) and power (IC1160) amplifiers to obtain a stable 10 W of output power.

• PLL CIRCUITS



The power amplified signal from the power amplifier (IC1160, pin 4) is passed through the antenna switch (D1160), SWR detector circuit (D1166, D1170), low-pass filter which contains strip-line and C1198, and then applied to the antenna connector (CHASSIS unit: J1).

4-2-6 APC CIRCUIT (MAIN UNIT)

The APC circuit protects the driver and power amplifiers from a mismatched output load and stabilizes the output power.

The SWR detector circuit (D1166, D1170) detects the forward signals and reflection signals, and converts it into DC voltage. The output voltage is at a minimum level when the antenna impedance is matched with 50 Ω and is increased when it is mismatched.

The detected voltage is applied to the APC amplifier (IC1250, pins 3, 4) and is compared with the reference voltage which is supplied from the CPU (LOGIC-1 unit: IC50, pin 38) as "PCON" signal.

When antenna impedance is mismatched, the detected voltage exceeds the power setting voltage. The output voltage of the APC amplifiers (IC1250, IC1251) controls the bias voltage of the drive (Q1080) and power (IC1160) amplifiers to reduce the output power.

4-3 PLL CIRCUITS

4-3-1 PLL CIRCUITS (MAIN UNIT)

The PLL circuit provides stable oscillation of the 1st LO frequencies and 2nd LO frequency. The PLL output compares the phase of the divided VCO frequency to the reference frequency. The PLL output frequency is controlled by the divided ratio (N-data) of a programmable divider.

4-3-2 1ST PLL CIRCUIT (MAIN UNIT)

The 1st PLL circuit oscillates the 1st LO frequencies, and signals are applied to the 1st mixer circuit. The oscillated

signal from the 1st VCO (Q471, Q472, D471) is applied to the buffer amplifiers (Q473, Q474) and is then applied to the PLL IC (IC400, pin 6).

The PLL IC contains a prescaler, programmable counter, programmable divider and phase detector, etc.

The applied signal is divided at the prescaler and programmable counter section by the N-data ratio from the CPU (LOGIC-1 unit; IC50). The divided signal is detected on phase at the phase detector using the reference frequency and output from pin 4. The output signal is passed through the loop filter and is then applied to the 1st VCO circuit.

The oscillated signal at the 1st VCO is buffer amplified at Q473 and then passed through the low-pass (L474, L475, C488–C492) and high-pass (L47–L477, C493–C497) filters. The filtered signal is applied to the buffer amplifier (Q710) and then applied to the T/R switch (D710, D711).

The receive 1st LO signal from the T/R switch (D711) is applied to the 1st mixer circuit (IC71).

The transmit signal from the T/R switch (D710) is applied to the 1st mixer circuit (IC960).

A portion of the signal from the buffer amplifier (Q473) is fed back to the PLL IC (IC400, pin 6) via the buffer amplifier (Q474) as the comparison signal.

4-3-3 2ND PLL CIRCUIT (MAIN UNIT)

The 2nd PLL circuit oscillates the 2nd LO frequency, and the signal is applied to the 2nd mixer circuits.

The signal oscillated at the 2nd VCO circuit (Q631, D630) is amplified at the buffer amplifiers (Q632, Q633), then applied to the PLL IC (IC550, pins 2, 19). The applied signal is divided at the prescaler and programmable counter section by the N-data ratio from the CPU (LOGIC-1 unit; IC50). The divided signal is detected on phase at the phase detector using the reference frequency and output from pins 8, 13 (IC550).

While operating in DV/DD mode, the detected signal from pin 13 (IC550) is passed through the loop filter (R555–R557, C564, C567) and then applied to the 2nd VCO circuit via the mode switch (IC551, pins 1, 7).

While operating in FM mode, the detected signal from pin 8 (IC550) is passed through the loop filter (R559–R561, C571, C574) and then applied to the 2nd VCO circuit via the mode switch (IC551, pins 1, 6).

The oscillated signal at the 2nd VCO is amplified at the buffer amplifiers (Q632 Q771), and is then applied to the T/R switch (D770, D771).

The receive 2nd LO signal from the T/R switch (D771) is applied to the 2nd mixer circuit (Q131).

The transmit signal from the T/R switch (D770) is applied to the 2nd LO amplifier (Q890).

A portion of the signal from the buffer amplifier (Q632) is fed back to the PLL IC (IC550, pins 2, 19) via the buffer amplifier (Q633) and low-pass filter (L631, C653, C654) as the comparison signal.

4-4 POWER SUPPLY CIRCUITS

4-4-1 LOGIC-1 UNIT VOLTAGE LINE

Line	Description
5V	Common 5 V controlled by the +5 V regulator circuit (Q50 and Q51) using the "PWRS" signal from the CPU (IC50, pins 101).
3.3V	Common 3.3 V converted from the 5V line by the 3.3V regulator circuit (IC502).
3.2V	Common 3.2 V converted from the 5 V line by the 3.2V regulator circuit (IC4).

4-4-2 MAIN UNIT VOLTAGE LINE

Line	Description
HV	The voltage from a DC power supply.
VCC	The same voltage as the HV line which is controlled by the power switching circuit (Q23, Q24). When the power switch is pushed, the CPU outputs the "PWR" control signal to the power switching circuit to turn the circuit ON.
+9	Common 9 V converted from the HV line at the +9 CTRL circuit (IC1330). The output voltage is applied to the volume controller (IC1550), etc.
+5	Common 5 V converted from the +9V line at the 5 V regulator circuit (IC1331). The output voltage is applied to the mode switches (IC1462, IC1463), etc.
DM+5	Common 5 V converted from the +9V line at the 5 V regulator circuit (IC830). The output voltage is applied to the modulation amplifiers (IC831, IC832), etc.
T+9	Transmit 9 V controlled by the T+9 regulator circuit (Q1333, Q1334, D1331) using the "TXS" signal from the CPU (LOGIC-1 unit; IC50, pin 94). The output voltage is applied to the APC amplifier (IC1250), etc.
T+5	Transmit 5 V controlled by the T+5 regulator circuit (Q1336, D1332, D1333) using the "TXS" signal from the CPU (LOGIC-1 unit; IC50, pin 94). The output voltage is applied to the RF amplifier (IC1021), etc.
R+5	Receive 5 V controlled by the R+5 regulator circuit (Q1337) using the "RXS" signal from the CPU (LOGIC-1 unit; IC50, pin 95). The output voltage is applied to the RF amplifier (Q2) and 1st mixer (IC71), etc.
T+3	Transmit 3 V controlled by the T+3 regulator circuit (Q1342) using the "TXS" signal from the CPU (LOGIC-1 unit; IC50, pin 94). The output voltage is applied to the 1st mixer (IC960), etc.
R+3	Receive 3 V controlled by the R+3 regulator circuit (Q1343) using the "RXS" signal from the CPU (LOGIC-1 unit; IC50, pin 95). The output voltage is applied to the RF amplifier (Q1), etc.

4-5 PORT ALLOCATIONS

4-5-1 CPU (LOGIC-1 UNIT; IC50)

Pin number	Port name	Description
29	MU/D	Input port for up/down signal from the connected microphone.
32	NOIS	Input port for the noise signal from the noise detector (MAIN unit; D195).
31	RSSI	Input port for the S-meter signal from the demodulator IC (MAIN unit; IC191, pin 12).
33	TONI	Input port for CTCSS signal from the low-pass filter (MAIN unit, IC1461, pin 1).
42	TXD1	Output data signals to the USB controller (IC550, pin 24).
43	RXD1	Input port for data signals from the USB controller (IC550, pin 25) via the (IC553).
53	SDA	I/O port for data signals from/to the EEPROM (IC54, pin 5).
54	SCL	Outputs clock signal to the EEPROM (IC54, pin 6).
61	BEEP	Outputs beep audio signals.
71	RESET	Input port for reset signal from the reset IC (IC52, pin 1).
72	P2RSC	Outputs control signal to the mode switch (MAIN unit; IC551, pin 5) via the level converter (IC55).
73	P2STC	Outputs strobe signal to the 2nd PLL IC (MAIN unit; IC550, pin 3) via the level converter (IC55).
74	PDATC	Outputs the data signal to the 1st and 2nd PLL ICs (MAIN unit; IC400, pin 15, IC550, pin 5) via the level converter (IC55).
75	PSCKC	Outputs clock signal to the 1st and 2nd PLL ICs (MAIN unit; IC400, pin 14, IC550, pin 4) via the level converter (IC55).
76	P1STC	Outputs strobe signal to the 1st PLL IC (MAIN unit; IC400, pin 16) via the level converter (IC55).
77	+5AC	Outputs control signal to the 5A (Q1345) and D+5 (Q1347) regulators via the level converter (IC55). Low: While the +5 and D+5 regulators are activated.
78	W/NSC	Outputs control signal to the DV/FM filter switches (MAIN unit; D192, D193) via the level converter (IC55). High: While DV mode is selected.
79	ADSWC	Outputs control signal to the mode switches (MAIN unit; IC1411, IC1670, IC1673) via the level converter (IC55). Low: While DV mode is selected.
80	TXLED	Outputs TX LED control signal. High: During transmit.
82	RXLED	Outputs RX LED control signal. High: While receiving or squelch is opened.

Pin number	Port name	Description
85	PCON	Outputs control signal to the TX power controller (MAIN unit; Q1250).
86	ULCK	Input port for the PLL unlock signal. High: The PLL circuit is unlocked.
87	MMUT	Outputs the microphone mute signal to the mute switch (MAIN unit; Q1670). Low: While microphone audio is muted.
93	SCAN	Outputs scan control signal to the scan switch (Q400). High: While scanning.
94	TXS	Outputs the T+5, T+3 regulator circuits (MAIN unit; Q1336, Q1342) control signal. High: During transmit.
95	RXS	Outputs the R+5, R+3 regulator circuits (MAIN unit; Q1337, Q1343) control signal. High: During receive.
96	AMUT	Outputs the AF mute signal to the AF mute switch (MAIN unit; Q1550). Low: While digital code/call sign/noise/tone squelch are closed, the audio level is set to minimum position or transmitting.
102	RMUT	Outputs the SQL mute signal to the AF switch (MAIN unit; IC1463, pin 2). High: While noise or tone squelch is closed.
103	AFCSW	Outputs AFC switch (IC352, pin 5) control signal.
105	DACK2	Outputs clock signal to the D/A converter (IC57, pin 7).
106	DADAT2	Outputs the data signal to the D/A converter (IC57, pin 6).
107	DACK1	Outputs clock signal to the D/A converter (IC56, pin 7).
108	DADAT1	Outputs the data signal to the D/A converter (IC56, pin 6).
128	FSTB	Outputs strobe signal to the FPGA IC (IC200).
129	MSTRC	Outputs strobe signal to the liner CODEC IC (IC1) and FPGA IC (IC200).
130	MDATC	Outputs the data signal to the liner CODEC IC (IC1) and FPGA IC (IC200).
131	MCLKC	Outputs clock signal to the liner CODEC IC (IC1) and FPGA IC (IC200).
132	MRESC	Outputs reset signal to the liner CODEC IC (IC1) and FPGA IC (IC200).

SECTION 5 ADJUSTMENT PROCEDURES

5-1 PREPARATION

When adjusting ID-1, ADJUSTMENT SOFTWARE, JIG CABLE (see illustration on page 5-2) and OPC-1127 USB CABLE are required.

■ REQUIRED TEST EQUIPMENT

EQUIPMENT	GRADE AND RANGE	EQUIPMENT	GRADE AND RANGE
DC power supply	Output voltage : 13.8 V DC Current capacity : 10 A or more	Audio generator	Frequency range : 300–3000 Hz Measuring range : 1–500 mV
Modulation analyzer	Frequency range : DC–1500 MHz Measuring range : 0 to ±10 kHz	Attenuator	Power attenuation : 50 or 60 dB Capacity : 20 W
Frequency counter	Frequency range : 0.1–1500 MHz Frequency accuracy : ±1 ppm or better Sensitivity : 100 mV or better	Standard signal generator (SSG)	Frequency range : 0.1–1500 MHz Output level : 0.1 μV to 32 mV (–127 to –17 dBm)
Digital multimeter	Input impedance : 10 MΩ/V DC or more	AC millivoltmeter	Measuring range : 10 mV to 10 V
RF power meter	Measuring range : 1–20 W Frequency range : 1000–1500 MHz Impedance : 50 Ω SWR : Better than 1.2 : 1	Oscilloscope	Frequency rang : DC–20 MHz Measuring range : 0.01–20 V
		External speaker	Input impedance : 8 Ω Capacity : 10 W or more
Spectrum analyzer	Frequency range : At least 1500 MHz Spectrum bandwidth : 100 kHz or more	DC Ammeter	Measuring capacity : 3 A

■ SYSTEM REQUIREMENTS

- Microsoft® Windows® 98/98SE/Me/2000/XP
- USB port

■ ADJUSTMENT SOFTWARE INSTALLATION

- ① Quit all applications when Windows is running.
- ② Insert the CD into the appropriate CD drive.
- ③ Double-click the “Setup.exe” contained in the adjustment software folder in the CD drive.
- ④ The “Welcome to the InstallShield Wizard for adjustment software screen will appears.
Click [Next>].
- ⑤ The “Choose Destination Location” will appears.
Click [Next>] to install the software into the specified folder.
- ⑥ After the installation is completed, the “InstallShield Wizard Complete” will appears.
Click [Finish].
- ⑦ Eject the CD.
- ⑧ The adjustment software icon appears on the desktop screen.

■ STARTING SOFTWARE ADJUSTMENT

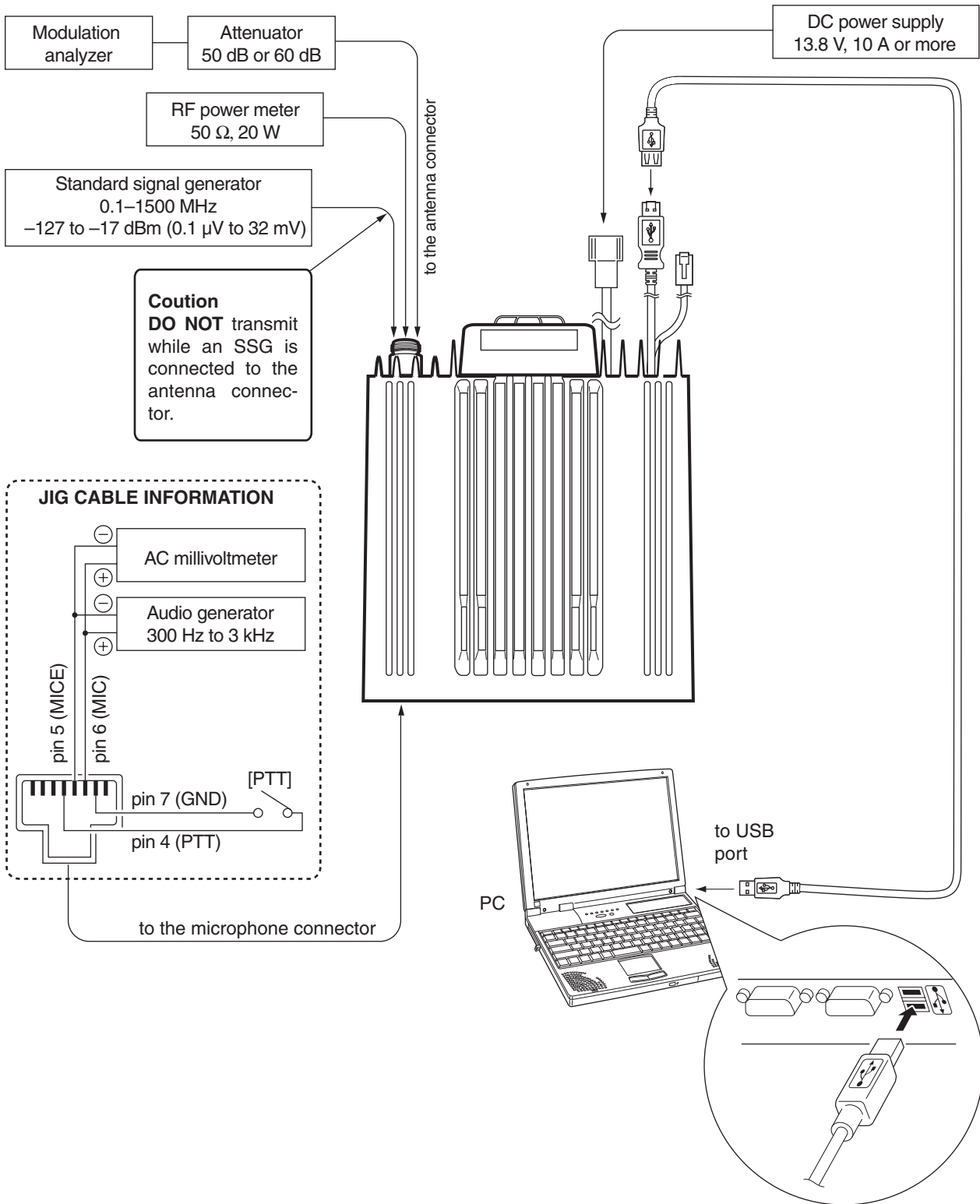
- ① Connect the transceiver and PC with the OPC-1127.
- ② Turn the transceiver power ON.
- ③ Boot up Windows, and double click the adjustment software icon on the desktop screen.
Then the control panel screen will appears.
- ④ Click [Adjustment (A)] in the menu bar and then click [Adjustment panel (F9)] in the pull down menu.
Then the adjustment screen will appears.
- ⑤ Set or modify adjustment data as desired.

■ OPERATING ON THE ADJUSTMENT MODE (CONNECTED COMPUTER KEYBOARD)

- Adjustment item selection* : [↑]/[↓]
- Specified value adjustment : [←]/[→]
- Mode selection : [M]
- PTT control : [T]
- RF power selection : [P]
- AF level control [UP] : [Q]
- AF level control [DOWN] : [W]
- Squelch level control [UP] : [A]
- Squelch level control [DOWN] : [S]
- Read the transceiver's data : [F5]
- All Default setting : [CTRL]+[D]

*When select the adjustment item, the adjustment frequency and operating mode are selected automatically.

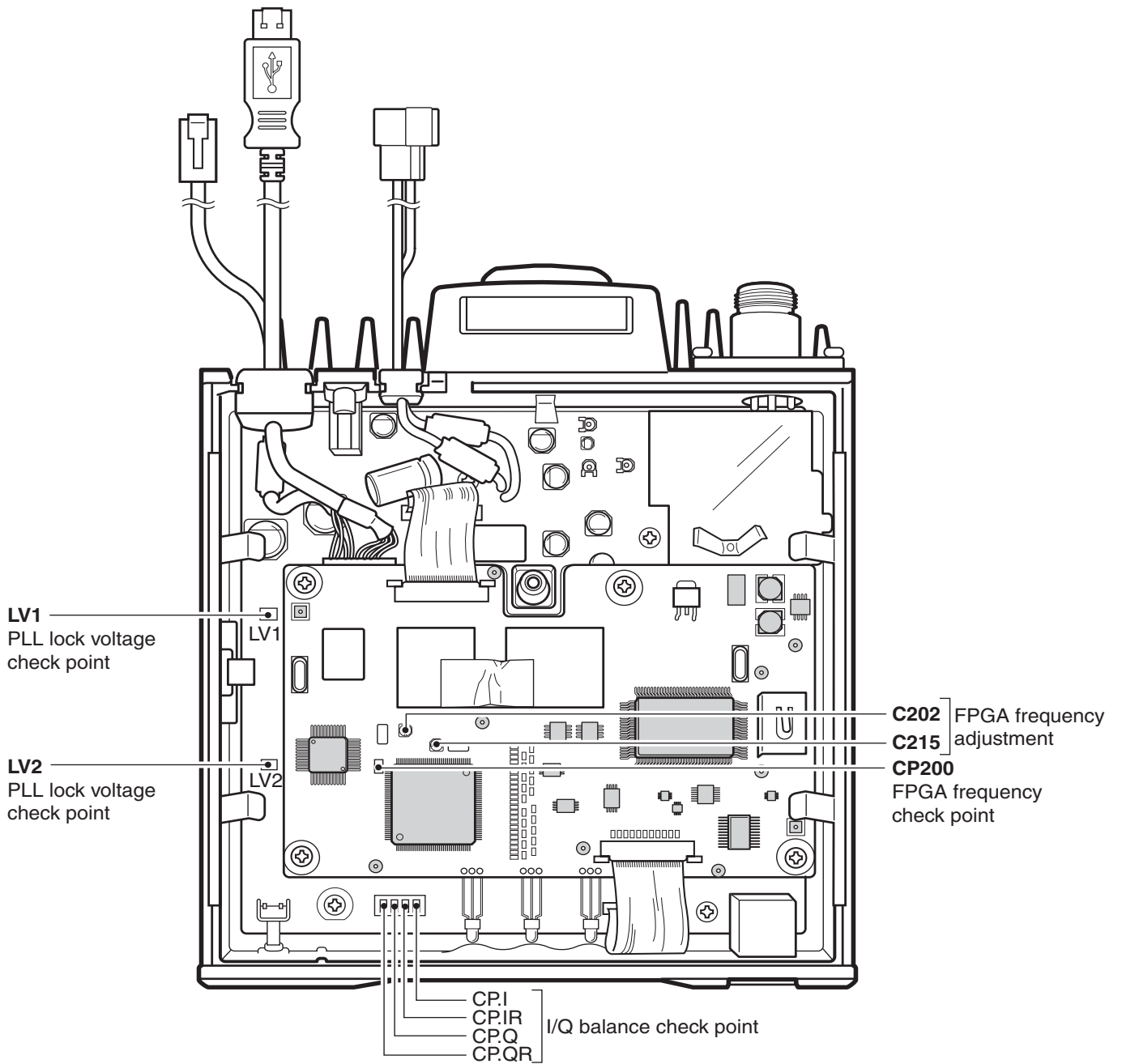
• CONNECTION



5-2 PLL AND CODEC ADJUSTMENT

ADJUSTMENT	ADJUSTMENT CONDITION	MEASUREMENT		VALUE	ADJUSTMENT		
		UNIT	LOCATION		UNIT	ADJUST	
FPGA FREQUENCY [Set FPGA frequency]	1	<ul style="list-style-type: none"> Operating freq. : 1240.00 MHz Mode : DD mode Receiving 	LOGIC-1 unit	Connect a frequency counter to the check point "CP200".	16.3840 MHz	LOGIC-1 unit	C202
	2	<ul style="list-style-type: none"> Operating freq. : 1240.00 MHz Mode : DV mode Receiving 			9.8304 MHz		LOGIC-1 unit
PLL LOCK VOLTAGE	1	<ul style="list-style-type: none"> Operating freq. : 1240.00 MHz Mode : DV mode Connect an RF power meter or 50 Ω dummy load to the antenna connector. Receiving 	MAIN unit	Connect a digital multimeter or an oscilloscope to the check point "LV1".	More than 0.9 V	Verify	
	2	<ul style="list-style-type: none"> Operating freq. : 1300.00 MHz Receiving 			Less than 4.4 V		
	3	<ul style="list-style-type: none"> Mode : FM mode Receiving 	MAIN unit	Connect a digital multimeter or an oscilloscope to the check point "LV2".	3.1–4.0 V		
	4	<ul style="list-style-type: none"> Mode : DD mode Receiving 			2.6–3.3 V		
	5	<ul style="list-style-type: none"> Mode : FM mode Transmitting 			3.3–4.0 V		
I/Q BALANCE [FPGA D.C. voltage adjustment /DV I]	1	<ul style="list-style-type: none"> Preset "IQ Direct-current output" ON. Operating freq. : 1270.00 MHz Mode : DV mode Connect an RF power meter or 50 Ω dummy load to the antenna connector. Transmitting 	MAIN unit	Connect a digital multimeter or an oscilloscope to the check point "CP.I".	The same voltage of the check point "CP.IR".	PC screen	[FPGA D.C. voltage adjustment /DV I]
[FPGA D.C. voltage adjustment /DV Q]	2	<ul style="list-style-type: none"> Transmitting 	MAIN unit	Connect a digital multimeter or an oscilloscope to the check point "CP.Q".	The same voltage of the check point "CP.QR".	PC screen	[FPGA D.C. voltage adjustment /DV Q]
[FPGA D.C. voltage adjustment /DV I]	3	<ul style="list-style-type: none"> Transmitting 	Rear panel	Connect a spectrum analyzer to the antenna connector through an attenuator.	Minimum output level	PC screen	[FPGA D.C. voltage adjustment /DV I],
[FPGA D.C. voltage adjustment /DV Q]	4						[FPGA D.C. voltage adjustment /DV Q]
<ul style="list-style-type: none"> Repeat step 3 and step 4 several times. 							

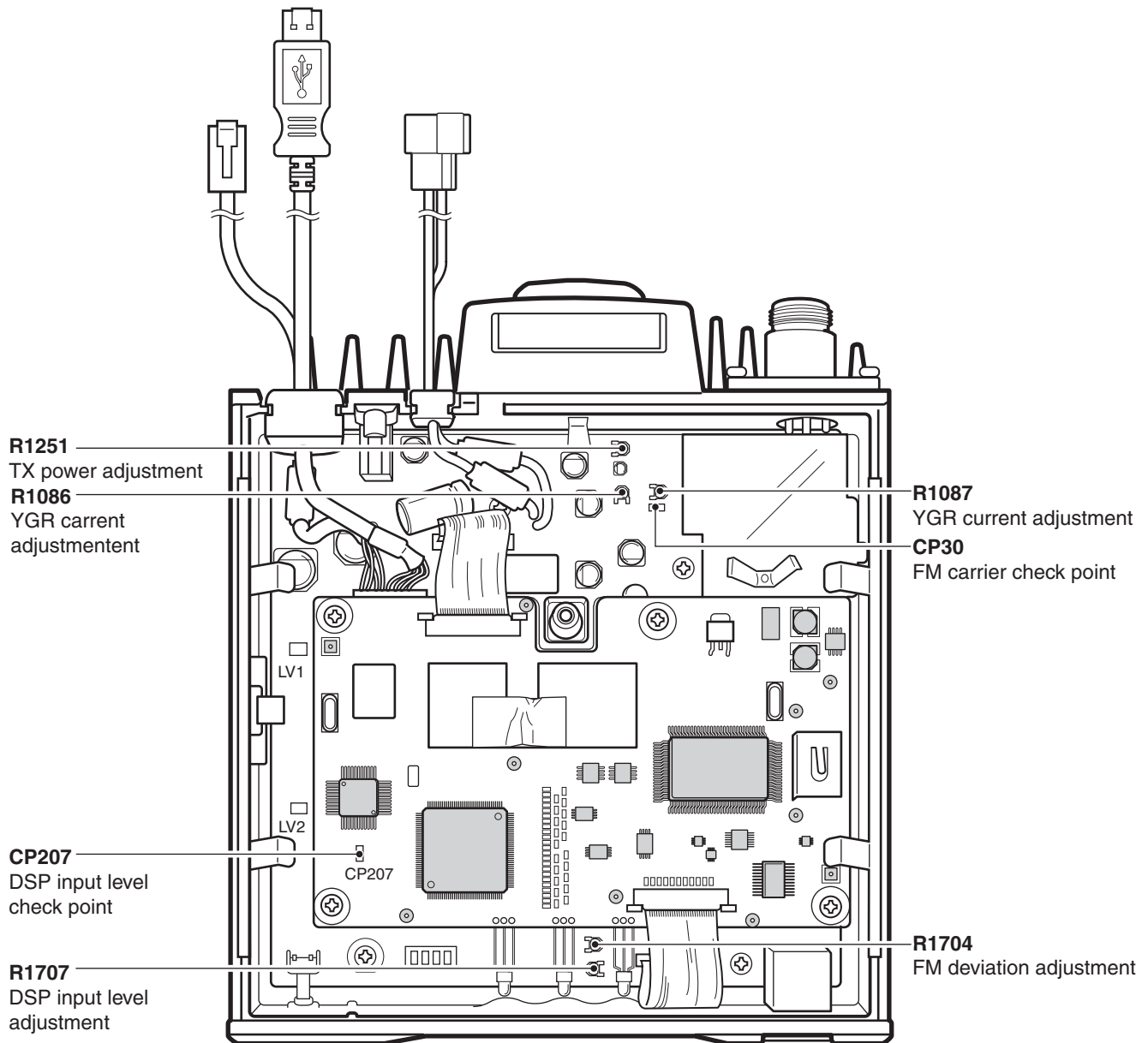
• MAIN AND LOGIC-1 UNITS



5-3 TRANSMITTER ADJUSTMENT

ADJUSTMENT	ADJUSTMENT CONDITION	MEASUREMENT		VALUE	ADJUSTMENT		
		UNIT	LOCATION		UNIT	ADJUST	
YGR CURRENT [FPGA D.C. voltage ad- justment /DV I]	1	<ul style="list-style-type: none"> • Preset R1086 and R1087 maximum counterclockwise. • Preset "IQ Direct-current output" ON. 	Rear panel	Connect an ammeter between the DC power supply and ID-1.	100 mA higher from the pre-set position.	MAIN unit	R1087
	2	<ul style="list-style-type: none"> • Operating freq. : 1300.00 MHz • Mode : DV mode • Connect an RF power meter or 50 Ω dummy load to the antenna connector. • Transmitting 			100 mA higher from step 1.	MAIN unit	R1086
REFERENCE FREQUENCY [REF Crystal adjustment]	1	<ul style="list-style-type: none"> • Operating freq. : 1300.00 MHz • Mode : FM mode • Connect an RF power meter or 50 Ω dummy load to the antenna connector. • Transmitting 	Rear panel	Loosely couple a frequency counter to the antenna connector.	1300.0000 MHz	PC screen	[REF Crystal adjustment]
FM CARRIER [FPGA D.C. voltage ad- justment /FM I]	1	<ul style="list-style-type: none"> • Operating freq. : 1300.00 MHz • Mode : FM mode • Connect an RF power meter or 50 Ω dummy load to the antenna connector. • Transmitting 	MAIN unit	Connect a digital multimeter or an oscilloscope to the check point "CP30".	The same voltage that during in DV mode (TX) at the check point "CP30".	PC screen	[FPGA D.C. voltage adjustment /FM I]
[FPGA D.C. voltage ad- justment /FM Q]	2	<ul style="list-style-type: none"> • Transmitting 			The same adjustment as step 1, if need.	PC screen	[FPGA D.C. voltage adjustment /FM Q]
OUTPUT POWER [TX output adjustment]	1	<ul style="list-style-type: none"> • Operating freq. : 1300.00 MHz • Mode : FM mode • TX power : High • Transmitting 	Rear panel	Connect an RF power meter to the antenna connector.	11 W	MAIN unit	R1251
FM DEVIATION [FM modulation adjustment]	1	<ul style="list-style-type: none"> • Operating freq. : 1270.00 MHz • Mode : FM mode • Connect an audio generator to the [MIC] connector and set as : 1.0 kHz/20 mVrms • Set a Modulation analyzer as: HPF : OFF LPF : 20 kHz De-emphasis : OFF Detector : (P-P)/2 • Transmitting 	Rear panel	Connect a modulation analyzer to the antenna connector through an attenuator.	±4.35 kHz	MAIN unit	R1704
DSP INPUT LEVEL [DSP input level adjustment]	1	<ul style="list-style-type: none"> • Operating freq. : 1270.00 MHz • Connect an audio generator to the [MIC] connector and set as : 1.0 kHz/20 mVrms • Connect an RF power meter or 50 Ω dummy load to the antenna connector. • Transmitting 	LOGIC-1 unit	Connect an oscilloscope to the check point "CP207".	750 mVp-p	MAIN unit	R1707

• MAIN AND LOGIC-1 UNITS



5-4 RECEIVER ADJUSTMENT

ADJUSTMENT ITEM	ADJUSTMENT CONDITION	OPERATION
SQUELCH LEVEL [SQL adjustment /FM thresh]	1 <ul style="list-style-type: none"> Operating freq. : 1270.00 MHz Mode : FM mode Connect an SSG to the antenna connector and set as: <ul style="list-style-type: none"> Level : 0.11 μV* (-126 dBm) Modulation : 1 kHz Deviation : 3.5 kHz Receiving 	<ul style="list-style-type: none"> Push [ENTER] on the connected computer keyboard to set to "SQL adjustment/FM thresh" level.
[SQL adjustment /FM tight]	2 <ul style="list-style-type: none"> Set an SSG as: <ul style="list-style-type: none"> Level : 0.18 μV* (-122 dBm) Receiving 	<ul style="list-style-type: none"> Push [ENTER] on the connected computer keyboard to set to "SQL adjustment/FM tight" level.
AFC CENTER [AFC center voltage adjustment/FM]	1 <ul style="list-style-type: none"> Operating freq. : 1270.00 MHz Mode : FM mode Connect an SSG to the antenna connector and set as: <ul style="list-style-type: none"> Level : 1 mV* (-47 dBm) Modulation : OFF Receiving 	<ul style="list-style-type: none"> Push [ENTER] on the connected computer's keyboard to set to "AFC center voltage adjustment/FM" level.
[AFC center voltage adjustment /DV]	2 <ul style="list-style-type: none"> Mode : DV mode Receiving 	<ul style="list-style-type: none"> Push [ENTER] on the connected computer keyboard to set to "AFC center voltage/DV" level.
S-METER (FM) [S-meter adjustment /FM min]	1 <ul style="list-style-type: none"> Operating freq. : 1270.00 MHz Mode : FM mode Connect an SSG to the antenna connector and set as: <ul style="list-style-type: none"> Level : 0.18 μV* (-122 dBm) Modulation : OFF Receiving 	<ul style="list-style-type: none"> Push [ENTER] on the connected computer keyboard to set to "S-meter adjustment/FM min" level.
[S-meter adjustment /FM full]	2 <ul style="list-style-type: none"> Set an SSG as: <ul style="list-style-type: none"> Level : 5.6 μV* (-92 dBm) Receiving 	<ul style="list-style-type: none"> Push [ENTER] on the connected computer keyboard to set to "S-meter adjustment/FM full" level.
S-METER (DV) [S-meter adjustment /DV min]	1 <ul style="list-style-type: none"> Operating freq. : 1270.00 MHz Mode : DV mode Set an SSG as: <ul style="list-style-type: none"> Level : 0.18 μV* (-122 dBm) Modulation : OFF Receiving 	<ul style="list-style-type: none"> Push [ENTER] on the connected computer keyboard to set to "S-meter adjustment/DV min" level.
[S-meter adjustment /DV full]	2 <ul style="list-style-type: none"> Set an SSG as: <ul style="list-style-type: none"> Level : 5.6 μV* (-92 dBm) Receiving 	<ul style="list-style-type: none"> Push [ENTER] on the connected computer keyboard to set to "S-meter adjustment/DV full" level.
S-METER (DD) [S-meter adjustment /DD min]	1 <ul style="list-style-type: none"> Operating freq. : 1270.00 MHz Mode : DD mode Set an SSG as: <ul style="list-style-type: none"> Level : 1.6 μV* (-103 dBm) Modulation : OFF Receiving 	<ul style="list-style-type: none"> Push [ENTER] on the connected computer keyboard to set to "S-meter adjustment/DD min" level.
[S-meter adjustment /DD full]	2 <ul style="list-style-type: none"> Set an SSG as: <ul style="list-style-type: none"> Level : 5.6 μV* (-92 dBm) Receiving 	<ul style="list-style-type: none"> Push [ENTER] on the connected computer keyboard to set to "S-meter adjustment/DD full" level.

*The output level of the standard signal generator (SSG) is indicated as the SSG's open circuit.

[MAIN UNIT]

REF NO.	ORDER NO.	DESCRIPTION	M.	H/V LOCATION
R291	7030003680	S.RES ERJ3GEYJ 104 V (100 k Ω)	T	71.3/22.7
R292	7510001670	S.TMR NTCG16 4BH 103KT	T	72.1/40.3
R293	7030003450	S.RES ERJ3GEYJ 122 V (1.2 k Ω)	T	72.1/42.9
R294	7030003370	S.RES ERJ3GEYJ 271 V (270 Ω)	B	46.3/51.8
R295	7030003380	S.RES ERJ3GEYJ 331 V (330 Ω)	T	66.6/46.4
R296	7030005331	S.RES ERA3YED 562V	T	73.4/40.3
R331	7030003770	S.RES ERJ3GEYJ 564 V (560 k Ω)	B	81.6/124.3
R340	7030003520	S.RES ERJ3GEYJ 472 V (4.7 k Ω)	T	66.6/35.7
R394	7030003360	S.RES ERJ3GEYJ 221 V (220 Ω)	T	28.7/53.5
R400	7030003440	S.RES ERJ3GEYJ 102 V (1 k Ω)	B	25.2/54.9
R401	7030003440	S.RES ERJ3GEYJ 102 V (1 k Ω)	B	28.4/56.8
R402	7030003440	S.RES ERJ3GEYJ 102 V (1 k Ω)	B	31.6/68.9
R403	7030003440	S.RES ERJ3GEYJ 102 V (1 k Ω)	B	29.9/58.6
R404	7030003440	S.RES ERJ3GEYJ 102 V (1 k Ω)	B	31.5/59.4
R405	7030003290	S.RES ERJ3GEYJ 560 V (56 Ω)	B	27.9/70.5
R406	7030003460	S.RES ERJ3GEYJ 152 V (1.5 k Ω)	B	18.8/73.4
R407	7030003440	S.RES ERJ3GEYJ 102 V (1 k Ω)	B	20.7/74.3
R409	7030003320	S.RES ERJ3GEYJ 101 V (100 Ω)	T	23/55.7
R410	7030003660	S.RES ERJ3GEYJ 683 V (68 k Ω)	T	23/54.4
R411	7030003440	S.RES ERJ3GEYJ 102 V (1 k Ω)	T	20.8/49.7
R412	7030003670	S.RES ERJ3GEYJ 823 V (82 k Ω)	T	20.4/51.7
R413	7030003360	S.RES ERJ3GEYJ 221 V (220 Ω)	T	21/55
R414	7030003560	S.RES ERJ3GEYJ 103 V (10 k Ω)	T	23/57.1
R415	7030003320	S.RES ERJ3GEYJ 101 V (100 Ω)	T	11/50.7
R416	7030003320	S.RES ERJ3GEYJ 101 V (100 Ω)	T	20.3/57.1
R417	7030003490	S.RES ERJ3GEYJ 272 V (2.7 k Ω)	B	25.2/56.4
R418	7030003490	S.RES ERJ3GEYJ 272 V (2.7 k Ω)	B	27.1/59
R419	7030003490	S.RES ERJ3GEYJ 272 V (2.7 k Ω)	B	31/61.3
R420	7030003460	S.RES ERJ3GEYJ 152 V (1.5 k Ω)	B	32.3/64.5
R421	7030003350	S.RES ERJ3GEYJ 181 V (180 Ω)	T	22/59
R422	7030003440	S.RES ERJ3GEYJ 102 V (1 k Ω)	B	15.4/78.2
R470	7030003360	S.RES ERJ3GEYJ 221 V (220 Ω)	T	14.9/71.5
R471	7030006571	S.RES ERA3YED 392V	T	27.5/74
R472	7030005331	S.RES ERA3YED 562V	T	27.3/76.7
R473	7030005331	S.RES ERA3YED 562V	T	21.2/72.7
R474	7030003400	S.RES ERJ3GEYJ 471 V (470 Ω)	T	21.2/75.3
R475	7030003360	S.RES ERJ3GEYJ 221 V (220 Ω)	T	26.7/67.6
R476	7030003650	S.RES ERJ3GEYJ 563 V (56 k Ω)	T	28/67.6
R478	7030003320	S.RES ERJ3GEYJ 101 V (100 Ω)	T	27.3/69.5
R479	7030003420	S.RES ERJ3GEYJ 681 V (680 Ω)	T	35.4/66.8
R480	7030003370	S.RES ERJ3GEYJ 271 V (270 Ω)	B	36.1/76.5
R481	7030003280	S.RES ERJ3GEYJ 470 V (47 Ω)	T	29.9/75.7
R483	7030003650	S.RES ERJ3GEYJ 563 V (56 k Ω)	B	29.3/74.7
R484	7030003320	S.RES ERJ3GEYJ 101 V (100 Ω)	B	28.7/78.1
R485	7030003240	S.RES ERJ3GEYJ 220 V (22 Ω)	T	31.3/65.7
R486	7030003320	S.RES ERJ3GEYJ 101 V (100 Ω)	T	14.9/72.8
R487	7030007230	S.RES ERA3YED 102V	T	21.9/79.9
R550	7030003290	S.RES ERJ3GEYJ 560 V (56 Ω)	B	18.2/34.1
R551	7030003440	S.RES ERJ3GEYJ 102 V (1 k Ω)	B	11.1/27.5
R552	7030003440	S.RES ERJ3GEYJ 102 V (1 k Ω)	B	9.5/26.7
R553	7030003440	S.RES ERJ3GEYJ 102 V (1 k Ω)	B	7.9/27.5
R554	7030003440	S.RES ERJ3GEYJ 102 V (1 k Ω)	B	6.3/26.7
R555	7030003440	S.RES ERJ3GEYJ 102 V (1 k Ω)	B	10.1/40.8
R556	7030003460	S.RES ERJ3GEYJ 152 V (1.5 k Ω)	B	7.3/40.8
R557	7030003320	S.RES ERJ3GEYJ 101 V (100 Ω)	B	10.1/42.4
R558	7030003320	S.RES ERJ3GEYJ 101 V (100 Ω)	B	23.3/39.8
R559	7030003450	S.RES ERJ3GEYJ 122 V (1.2 k Ω)	T	8.6/36.7
R560	7030003430	S.RES ERJ3GEYJ 821 V (820 Ω)	T	6.7/34.7
R561	7030003440	S.RES ERJ3GEYJ 102 V (1 k Ω)	T	8.6/34.1
R562	7030003780	S.RES ERJ3GEYJ 684 V (680 k Ω)	T	25.2/50.3
R630	7030003440	S.RES ERJ3GEYJ 102 V (1 k Ω)	T	18.6/32
R631	7030003640	S.RES ERJ3GEYJ 473 V (47 k Ω)	T	15.9/33.2
R632	7030003440	S.RES ERJ3GEYJ 102 V (1 k Ω)	T	20/42.8
R633	7030003560	S.RES ERJ3GEYJ 103 V (10 k Ω)	T	14.1/34
R634	7030003560	S.RES ERJ3GEYJ 103 V (10 k Ω)	T	14.4/37.8
R635	7030003640	S.RES ERJ3GEYJ 473 V (47 k Ω)	T	12.8/34
R636	7030003490	S.RES ERJ3GEYJ 272 V (2.7 k Ω)	T	22.6/35.8
R637	7030003490	S.RES ERJ3GEYJ 272 V (2.7 k Ω)	T	20.9/33.4
R638	7030003420	S.RES ERJ3GEYJ 681 V (680 Ω)	T	21.3/29.6
R639	7030003320	S.RES ERJ3GEYJ 101 V (100 Ω)	T	24.6/35.4
R640	7030003320	S.RES ERJ3GEYJ 101 V (100 Ω)	T	25.9/35.4
R642	7030003650	S.RES ERJ3GEYJ 563 V (56 k Ω)	T	27.1/30.2
R643	7030003290	S.RES ERJ3GEYJ 560 V (56 Ω)	T	28.6/38.2
R644	7030003360	S.RES ERJ3GEYJ 221 V (220 Ω)	B	28.7/35.2
R645	7030003320	S.RES ERJ3GEYJ 101 V (100 Ω)	B	28.7/31
R646	7030003670	S.RES ERJ3GEYJ 823 V (82 k Ω)	B	26.3/31.8
R647	7030003380	S.RES ERJ3GEYJ 331 V (330 Ω)	B	23.8/31.2
R648	7030003320	S.RES ERJ3GEYJ 101 V (100 Ω)	B	25.5/33.9
R649	7030003360	S.RES ERJ3GEYJ 221 V (220 Ω)	T	32/34.8
R650	7030003440	S.RES ERJ3GEYJ 102 V (1 k Ω)	T	18.2/30.1
R651	7030003440	S.RES ERJ3GEYJ 102 V (1 k Ω)	T	13.1/32.1
R710	7030003370	S.RES ERJ3GEYJ 271 V (270 Ω)	B	40.1/61.9
R711	7030003370	S.RES ERJ3GEYJ 271 V (270 Ω)	T	38.4/73.6
R712	7030003340	S.RES ERJ3GEYJ 151 V (150 Ω)	B	42.3/67.7
R715	7030003320	S.RES ERJ3GEYJ 101 V (100 Ω)	B	32.1/79.9
R716	7030003650	S.RES ERJ3GEYJ 563 V (56 k Ω)	B	38.6/75.2
R770	7030003440	S.RES ERJ3GEYJ 102 V (1 k Ω)	B	35.6/34.9
R771	7030003520	S.RES ERJ3GEYJ 472 V (4.7 k Ω)	B	31.5/35.2
R772	7030003440	S.RES ERJ3GEYJ 102 V (1 k Ω)	B	33.6/50.7
R773	7030003520	S.RES ERJ3GEYJ 472 V (4.7 k Ω)	B	31/48.8
R775	7030003270	S.RES ERJ3GEYJ 390 V (39 Ω)	T	36.2/57.2
R777	7030003480	S.RES ERJ3GEYJ 222 V (2.2 k Ω)	T	28.6/43.9

[MAIN UNIT]

REF NO.	ORDER NO.	DESCRIPTION	M.	H/V LOCATION
R778	7030003440	S.RES ERJ3GEYJ 102 V (1 k Ω)	T	26.7/41.8
R779	7030003650	S.RES ERJ3GEYJ 563 V (56 k Ω)	T	26.4/38
R780	7030003320	S.RES ERJ3GEYJ 101 V (100 Ω)	T	24.6/38.9
R781	7030003650	S.RES ERJ3GEYJ 563 V (56 k Ω)	T	26.7/43.1
R830	7030003520	S.RES ERJ3GEYJ 472 V (4.7 k Ω)	B	63/29.8
R831	7030003520	S.RES ERJ3GEYJ 472 V (4.7 k Ω)	B	64.7/33.3
R832	7030003320	S.RES ERJ3GEYJ 101 V (100 Ω)	B	66.5/36.2
R833	7030003320	S.RES ERJ3GEYJ 101 V (100 Ω)	B	56/27.2
R834	7030006091	S.RES ERA3YED 822V	B	58.6/37.5
R835	7030003560	S.RES ERJ3GEYJ 103 V (10 k Ω)	B	57.1/39.1
R836	7030003320	S.RES ERJ3GEYJ 101 V (100 Ω)	B	54.3/35.6
R837	7030006091	S.RES ERA3YED 822V	B	60.5/28.6
R838	7030003560	S.RES ERJ3GEYJ 103 V (10 k Ω)	B	57.9/26.1
R839	7030003320	S.RES ERJ3GEYJ 101 V (100 Ω)	B	44.7/35.5
R842	7030003320	S.RES ERJ3GEYJ 101 V (100 Ω)	B	48.2/35.6
R845	7030003440	S.RES ERJ3GEYJ 102 V (1 k Ω)	B	41.5/30.7
R846	7030003440	S.RES ERJ3GEYJ 102 V (1 k Ω)	B	42.8/29.9
R847	7030003440	S.RES ERJ3GEYJ 102 V (1 k Ω)	B	46.2/32.9
R848	7030003440	S.RES ERJ3GEYJ 102 V (1 k Ω)	B	47.5/32.9
R890	7030003640	S.RES ERJ3GEYJ 473 V (47 k Ω)	B	35.4/37.5
R891	7030003400	S.RES ERJ3GEYJ 471 V (470 Ω)	B	38.1/44.3
R892	7030003400	S.RES ERJ3GEYJ 471 V (470 Ω)	B	35.4/42.6
R893	7030003200	S.RES ERJ3GEYJ 100 V (10 Ω)	B	38.9/42.2
R895	7030003320	S.RES ERJ3GEYJ 101 V (100 Ω)	B	35.6/36.2
R897	7030003290	S.RES ERJ3GEYJ 560 V (56 Ω)	B	44.7/46.8
R898	7030003320	S.RES ERJ3GEYJ 101 V (100 Ω)	B	46.8/35.5
R899	7030003290	S.RES ERJ3GEYJ 560 V (56 Ω)	B	52.9/47.3
R960	7030003370	S.RES ERJ3GEYJ 271 V (270 Ω)	T	60.4/60.6
R961	7030003340	S.RES ERJ3GEYJ 151 V (150 Ω)	B	48.6/64.5
R962	7030003290	S.RES ERJ3GEYJ 560 V (56 Ω)	B	45.6/58.3
R963	7030003370	S.RES ERJ3GEYJ 271 V (270 Ω)	B	55.2/64.6
R964	7030003230	S.RES ERJ3GEYJ 180 V (18 Ω)	B	59.8/63.5
R1020	7030003320	S.RES ERJ3GEYJ 101 V (100 Ω)	B	83.2/121.9
R1022	7030003300	S.RES ERJ3GEYJ 680 V (68 Ω)	T	66.8/58
R1023	7030003430	S.RES ERJ3GEYJ 821 V (820 Ω)	T	78.6/46.6
R1024	7030004030	S.RES ERJ3GEYJ 5R6 V (5.6 Ω)	T	79.4/48.5
R1025	7030003430	S.RES ERJ3GEYJ 821 V (820 Ω)	T	80.2/46.6
R1028	7030003430	S.RES ERJ3GEYJ 821 V (820 Ω)	B	88.6/41
R1029	7030004030	S.RES ERJ3GEYJ 5R6 V (5.6 Ω)	B	89.4/43.1
R1030	7030003430	S.RES ERJ3GEYJ 821 V (820 Ω)	B	90.8/40.9
R1080	7030003360	S.RES ERJ3GEYJ 221 V (220 Ω)	B	93.6/43.9
R1081	7030003460	S.RES ERJ3GEYJ 152 V (1.5 k Ω)	B	94/45.5
R1083	7030003350	S.RES ERJ3GEYJ 181 V (180 Ω)	B	76.3/69.9
R1084	7030003300	S.RES ERJ3GEYJ 680 V (68 Ω)	B	105.1/43.3
R1085	7030003420	S.RES ERJ3GEYJ 681 V (680 Ω)	T	107.3/45.9
R1086	7310005050	S.TRI RH03ADCS3X 4.7k	T	73.9/117.4
R1087	7310005050	S.TRI RH03ADCS3X 4.7k	T	79.9/118.3
R1088	7030003430	S.RES ERJ3GEYJ 821 V (820 Ω)	T	104.6/44
R1090	7030010970	S.RES ERJ1TYJ 151U	B	121.6/53.8
R1091	7030003320	S.RES ERJ3GEYJ 101 V (100 Ω)	T	110.4/69.8
R1160	7030010420	S.RES ERJ1TYJ 560U (56 Ω)	T	106.4/88.2
R1161	7030003520	S.RES ERJ3GEYJ 472 V (4.7 k Ω)	T	86.8/119.1
R1163	7030003560	S.RES ERJ3GEYJ 103 V (10 k Ω)	T	98.6/106.5
R1164	7030000260	S.RES MCR10EZJH 100 Ω (101)	T	99.8/109.5
R1165	7030003640	S.RES ERJ3GEYJ 473 V (47 k Ω)	B	95/127.9
R1167	7030000340	S.RES MCR10EZJH 470 Ω (471)	T	105.8/118
R1169	7030000500	S.RES MCR10EZJH 10 k Ω	B	120.8/126.2
R1170	7030006260	S.RES ERJ12YJ471U (470 Ω)	B	67.7/121.7
R1172	7030000340	S.RES MCR10EZJH 470 Ω (471)	T	102.3/110.6
R1250	7030003530	S.RES ERJ3GEYJ 562 V (5.6 k Ω)	B	71.6/124.6
R1251	7310005140	S.TRI RH03ADCJ3X 2.2k	T	73.4/126.7
R1252	7030003480	S.RES ERJ3GEYJ 222 V (2.2 k Ω)	T	69.7/127.8
R1254	7030003410	S.RES ERJ3GEYJ 561 V (56 k Ω)	B	70.3/127.1
R1255	7030003560	S.RES ERJ3GEYJ 103 V (10 k Ω)	B	75.9/127.1
R1256	7030003600	S.RES ERJ3GEYJ 223 V (22 k Ω)	B	87.6/125.1
R1257	7030003600	S.RES ERJ3GEYJ 223 V (22 k Ω)	B	88.4/127.5
R1258	7030003320	S.RES ERJ3GEYJ 101 V (100 Ω)	B	77.6/121
R1259	7030003320	S.RES ERJ3GEYJ 101 V (100 Ω)	B	77/115.1
R1260	7030003560	S.RES ERJ3GEYJ 103 V (10 k Ω)	B	78/117.5
R1330	7030003200	S.RES ERJ3GEYJ 100 V (10 Ω)	B	64.6/102.8
R1331	7030003440	S.RES ERJ3GEYJ 102 V (1 k Ω)	B	66/104.9
R1332	7030003560	S.RES ERJ3GEYJ 103 V (10 k Ω)	B</	

[MAIN UNIT]

Table with columns: REF NO., ORDER NO., DESCRIPTION, M., H/V LOCATION. Rows include components like S.RES ERJ3GEYJ 473 V (47 kΩ), S.RES ERJ3GEYJ 101 V (100 Ω), etc.

[MAIN UNIT]

Table with columns: REF NO., ORDER NO., DESCRIPTION, M., H/V LOCATION. Rows include components like S.RES ERJ3GEYJ 222 V (2.2 kΩ), S.RES ERA3YED 562V, S.CER C1608 CH 1H 030B-T, etc.

M.=Mounted side (T: Mounted on the Top side, B: Mounted on the Bottom side) S.=Surface mount

[MAIN UNIT]

REF NO.	ORDER NO.	DESCRIPTION	M.	H/V LOCATION
C273	4030006900	S.CER C1608 JB 1H 103K-T	T	82/40.6
C274	4030006900	S.CER C1608 JB 1H 103K-T	T	76.3/42.5
C275	4030006900	S.CER C1608 JB 1H 103K-T	T	77.6/42.5
C276	4030006900	S.CER C1608 JB 1H 103K-T	T	76.8/40.6
C277	4030006860	S.CER C1608 JB 1H 102K-T	B	81.9/41.5
C278	4030011600	S.CER C1608 JB 1E 104K-T	T	74/43.1
C279	4030009550	S.CER C1608 CH 1H 2R5B-T	T	69.7/35.7
C281	4030006860	S.CER C1608 JB 1H 102K-T	T	80/25.6
C282	4030007130	S.CER C1608 CH 1H 101J-T	T	77.4/25.6
C283	4030011600	S.CER C1608 JB 1E 104K-T	T	75.5/23.3
C286	4030011600	S.CER C1608 JB 1E 104K-T	B	81.2/43.4
C287	4030006900	S.CER C1608 JB 1H 103K-T	B	78.4/45.4
C288	4030006860	S.CER C1608 JB 1H 102K-T	B	78.9/40.5
C291	4030007140	S.CER C1608 CH 1H 121J-T	B	43.7/51.8
C293	4030011600	S.CER C1608 JB 1E 104K-T	B	45.6/54.7
C295	4030006900	S.CER C1608 JB 1H 103K-T	T	64.1/43
C296	4030011600	S.CER C1608 JB 1E 104K-T	T	66.1/39.7
C297	4030006900	S.CER C1608 JB 1H 103K-T	T	68.9/43.2
C341	4030006860	S.CER C1608 JB 1H 102K-T	T	91/25.5
C342	4030011600	S.CER C1608 JB 1E 104K-T	T	95.9/35.9
C343	4030011600	S.CER C1608 JB 1E 104K-T	T	108/31.4
C344	4030011810	S.CER C1608 JB 1A 224K-T	T	91/27.4
C346	4030011600	S.CER C1608 JB 1E 104K-T	T	102.4/25.9
C347	4510005600	S.ELE ECEV1CS100SR	T	104.8/28.8
C348	4030011600	S.CER C1608 JB 1E 104K-T	T	98.9/35.9
C349	4030011810	S.CER C1608 JB 1A 224K-T	T	91/30
C350	4030017490	S.CER C1608 JB 1A 105K-T	T	67.9/30.5
C390	4030007090	S.CER C1608 CH 1H 470J-T	T	35.7/51.3
C400	4030006900	S.CER C1608 JB 1H 103K-T	B	24.5/58.9
C402	4030007090	S.CER C1608 CH 1H 470J-T	B	23.2/69.5
C403	4030011810	S.CER C1608 JB 1A 224K-T	B	20.5/68.5
C404	4030007090	S.CER C1608 CH 1H 470J-T	B	24.9/70.5
C405	4030006860	S.CER C1608 JB 1H 102K-T	B	26.8/71.8
C406	4550000270	S.TAN TEESVA 1E 474M8L	B	15.8/74.8
C408	4030008880	S.CER C1608 JB 1H 223K-T	B	21.4/70.9
C409	4030008900	S.CER C1608 JB 1H 333K-T	B	19.9/76.1
C410	4030007090	S.CER C1608 CH 1H 470J-T	B	17.3/77.5
C411	4030017490	S.CER C1608 JB 1A 105K-T	T	22/61.6
C412	4030007090	S.CER C1608 CH 1H 470J-T	T	14.5/58.5
C414	4030007090	S.CER C1608 CH 1H 470J-T	B	26.6/57.7
C416	4030007010	S.CER C1608 CH 1H 100D-T	T	12.6/59.6
C417	4030011600	S.CER C1608 JB 1E 104K-T	T	12.6/60.9
C418	4030006880	S.CER C1608 JB 1H 472K-T	T	24.9/55.2
C419	4030017490	S.CER C1608 JB 1A 105K-T	T	14/50.4
C420	4030006880	S.CER C1608 JB 1H 472K-T	B	19.4/60.5
C421	4030007010	S.CER C1608 CH 1H 100D-T	T	19.7/55
C422	4030006880	S.CER C1608 JB 1H 472K-T	T	20.4/53
C423	4030007010	S.CER C1608 CH 1H 100D-T	T	19.5/49.7
C424	4030007090	S.CER C1608 CH 1H 470J-T	B	29.8/69.8
C425	4030007090	S.CER C1608 CH 1H 470J-T	B	33.6/62.6
C426	4030007090	S.CER C1608 CH 1H 470J-T	B	27.1/60.4
C427	4030007090	S.CER C1608 CH 1H 470J-T	B	31/62.6
C429	4030007090	S.CER C1608 CH 1H 470J-T	B	16.5/67.6
C430	4030007090	S.CER C1608 CH 1H 470J-T	T	20.1/61.5
C431	4030007090	S.CER C1608 CH 1H 470J-T	B	20.9/59
C432	4030007090	S.CER C1608 CH 1H 470J-T	T	26.2/56.8
C433	4030006850	S.CER C1608 JB 1H 471K-T	B	31.8/56
C435	4030007090	S.CER C1608 CH 1H 470J-T	T	27.5/57.7
C436	4030007090	S.CER C1608 CH 1H 470J-T	T	23.7/67.1
C437	4030007090	S.CER C1608 CH 1H 470J-T	B	26.7/69.2
C467	4030007090	S.CER C1608 CH 1H 470J-T	B	13.6/77.5
C468	4030007090	S.CER C1608 CH 1H 470J-T	B	11/82
C469	4030007090	S.CER C1608 CH 1H 470J-T	B	12.9/80.3
C470	4030006850	S.CER C1608 JB 1H 471K-T	T	17.2/73.7
C471	4550006760	S.TAN TEESVB21A336M8R	T	16.6/78.5
C472	4030017490	S.CER C1608 JB 1A 105K-T	T	14.8/65.6
C473	4030006850	S.CER C1608 JB 1H 471K-T	T	14.8/66.9
C474	4030011600	S.CER C1608 JB 1E 104K-T	T	18.5/66.4
C475	4030006860	S.CER C1608 JB 1H 102K-T	T	17.2/66.4
C476	4030007090	S.CER C1608 CH 1H 470J-T	T	17.1/70.6
C478	4030009570	S.CER C1608 CH 1H 0R3B-T	T	28.6/76.7
C479	4030009920	S.CER C1608 CH 1H 050B-T	T	27.3/79.3
C480	4030006860	S.CER C1608 JB 1H 102K-T	T	22.7/80.9
C481	4030009530	S.CER C1608 CH 1H 030B-T	T	23.8/75
C482	4030009910	S.CER C1608 CH 1H 040B-T	T	21.2/74
C483	4030006860	S.CER C1608 JB 1H 102K-T	T	21.2/71.4
C484	4030009510	S.CER C1608 CH 1H 010B-T	T	27.5/71.4
C485	4030007090	S.CER C1608 CH 1H 470J-T	T	30.1/70.1
C486	4030007010	S.CER C1608 CH 1H 100D-T	T	30.1/71.4
C488	4030009540	S.CER C1608 CH 1H 1R5B-T	T	35.4/68.1
C489	4030009510	S.CER C1608 CH 1H 010B-T	T	33.5/67.6
C490	4030009530	S.CER C1608 CH 1H 030B-T	T	35.4/69.4
C491	4030009500	S.CER C1608 CH 1H 0R5B-T	T	33.5/70.2
C492	4030009520	S.CER C1608 CH 1H 020B-T	T	34.3/72.1
C493	4030009920	S.CER C1608 CH 1H 050B-T	T	32.2/72.8
C494	4030007020	S.CER C1608 CH 1H 120J-T	T	34.1/74.7
C495	4030009520	S.CER C1608 CH 1H 020B-T	T	32.2/75.4
C496	4030007070	S.CER C1608 CH 1H 330J-T	T	34.1/76
C497	4030009530	S.CER C1608 CH 1H 030B-T	T	33.7/78.6
C498	4030006850	S.CER C1608 JB 1H 471K-T	B	29.9/76
C500	4030006900	S.CER C1608 CH 1H 080D-T	T	29.4/73.1
C501	4030009910	S.CER C1608 CH 1H 040B-T	B	25.6/73.3

[MAIN UNIT]

REF NO.	ORDER NO.	DESCRIPTION	M.	H/V LOCATION
C503	4550006250	S.TAN TEESVA 1A 106M8L	T	18.8/70.3
C504	4030009560	S.CER C1608 CH 1H R75B-T	T	28.6/79.3
C550	4030006860	S.CER C1608 JB 1H 102K-T	B	19/32.2
C551	4030007030	S.CER C1608 CH 1H 150J-T	B	19.2/38.9
C552	4030006860	S.CER C1608 JB 1H 102K-T	B	21.1/38.9
C553	4030007030	S.CER C1608 CH 1H 150J-T	B	17.4/29.6
C554	4030007090	S.CER C1608 CH 1H 470J-T	B	18.2/35.7
C555	4030011600	S.CER C1608 JB 1E 104K-T	B	13.2/40.3
C556	4030007090	S.CER C1608 CH 1H 470J-T	B	26.7/40.2
C558	4030007090	S.CER C1608 CH 1H 470J-T	B	13.2/41.6
C559	4030011600	S.CER C1608 JB 1E 104K-T	B	23.4/42.6
C561	4030007090	S.CER C1608 CH 1H 470J-T	B	27/20.5
C562	4030007090	S.CER C1608 CH 1H 470J-T	B	12.7/27.5
C564	4550000270	S.TAN TEESVA 1E 474M8L	B	5/39.2
C567	4550000520	S.TAN TEESVA 1V 683M8R	B	17.5/40.4
C569	4030006860	S.CER C1608 JB 1H 102K-T	B	17.1/44.8
C570	4030007090	S.CER C1608 CH 1H 470J-T	B	24.7/43.4
C571	4550000530	S.TAN TEESVA 1V 224M8L	B	6.9/34.3
C574	4550003080	S.TAN TEESVA 1A 335M8L	T	5.7/37.8
C575	4030006880	S.CER C1608 JB 1H 472K-T	T	18.2/49.7
C576	4030007010	S.CER C1608 CH 1H 100D-T	T	22.6/50.4
C577	4030006900	S.CER C1608 JB 1H 103K-T	T	27.9/48.5
C578	4030007040	S.CER C1608 CH 1H 180J-T	T	30.5/48.5
C579	4030009520	S.CER C1608 CH 1H 020B-T	T	31.3/50.4
C580	4030007040	S.CER C1608 CH 1H 180J-T	T	31.8/48.5
C581	4030007010	S.CER C1608 CH 1H 100D-T	T	36.3/49
C582	4030007090	S.CER C1608 CH 1H 470J-T	B	7.1/30.3
C583	4030007090	S.CER C1608 CH 1H 470J-T	B	8.4/30.3
C584	4030007090	S.CER C1608 CH 1H 470J-T	B	4.3/28.2
C585	4030007090	S.CER C1608 CH 1H 470J-T	B	25.5/20.5
C586	4030007090	S.CER C1608 CH 1H 470J-T	B	28.3/51.4
C587	4030007090	S.CER C1608 CH 1H 470J-T	B	26.8/44.1
C588	4030007090	S.CER C1608 CH 1H 470J-T	B	26.4/38.9
C630	4030011810	S.CER C1608 JB 1A 224K-T	T	13.7/30.2
C631	4030009570	S.CER C1608 CH 1H 0R3B-T	T	17.8/34
C632	4030007030	S.CER C1608 CH 1H 150J-T	T	15.9/34.8
C634	4030006860	S.CER C1608 JB 1H 102K-T	T	12.8/37.8
C635	4030006860	S.CER C1608 JB 1H 102K-T	T	15/31.3
C637	4030011600	S.CER C1608 JB 1E 104K-T	B	20.6/20.5
C638	4030006860	S.CER C1608 JB 1H 102K-T	T	20.3/34.7
C639	4030007050	S.CER C1608 CH 1H 220J-T	T	21.7/31.5
C640	4030007050	S.CER C1608 CH 1H 220J-T	T	23.8/30.9
C641	4030009500	S.CER C1608 CH 1H 0R5B-T	T	23.9/29.6
C642	4550006250	S.TAN TEESVA 1A 106M8L	T	22.9/39.2
C643	4030011600	S.CER C1608 JB 1E 104K-T	T	20.6/37.6
C644	4030006860	S.CER C1608 JB 1H 102K-T	T	20.6/38.9
C645	4030007010	S.CER C1608 CH 1H 100D-T	T	26.7/32.2
C646	4030011600	S.CER C1608 JB 1E 104K-T	T	30.9/30.2
C647	4030006860	S.CER C1608 JB 1H 102K-T	T	25.8/30.2
C648	4030007090	S.CER C1608 CH 1H 470J-T	T	28.6/33
C649	4030007090	S.CER C1608 CH 1H 470J-T	T	28.6/35.6
C650	4030007090	S.CER C1608 CH 1H 470J-T	B	27.9/33.1
C651	4030007050	S.CER C1608 CH 1H 220J-T	B	23/28.8
C652	4030006860	S.CER C1608 JB 1H 102K-T	B	26.3/27.6
C653	4030007020	S.CER C1608 CH 1H 120J-T	B	20.6/28
C654	4030007020	S.CER C1608 CH 1H 120J-T	B	19/29.6
C655	4030017490	S.CER C1608 JB 1A 105K-T	T	32/32.5
C656	4030006850	S.CER C1608 JB 1H 471K-T	T	33.9/35.5
C657	4550006770	S.TAN TEESVD2 1C 476M-12R	T	31.8/40.6
C658	4030007090	S.CER C1608 CH 1H 470J-T	T	33.9/34.2
C659	4030009530	S.CER C1608 CH 1H 030B-T	B	21.4/32
C660	4030006860	S.CER C1608 JB 1H 102K-T	T	19.5/30.1
C661	4030007090	S.CER C1608 CH 1H 470J-T	T	3.5/23.2
C662	4550006250	S.TAN TEESVA 1A 106M8L	T	5.7/26.7
C710	4030006850	S.CER C1608 JB 1H 471K-T	T	35.6/61
C711	4030007090	S.CER C1608 CH 1H 470J-T	T	38.2/66.6
C712	4030006850	S.CER C1608 JB 1H 471K-T	T	38.4/79.6
C713	4030009520	S.CER C1608 CH 1H 020B-T	B	38.6/68.2
C714	4030009510	S.CER C1608 CH 1H 010B-T	B	35.5/68.7
C715	4030009520	S.CER C1608 CH 1H 020B-T	B	38.6/69.5
C716	4030011770	S.CER C1608 CH 1H 060B-T	B	36.2/71.4
C718	4030007090	S.CER C1608 CH 1H 470J-T	B	34/75.9
C719	4030007030	S.CER C1608 CH 1H 150J-T	B	38.6/76.5
C720	4030006860	S.CER C1608 JB 1H 102K-T	B	37.6/78.1
C721	4030007090	S.CER C1608 CH 1H 470J-T	T	32.5/55.7
C722	4030007090	S.CER C1608 CH 1H 470J-T	B	38.4/64.3
C723	4030007090	S.CER C1608 CH 1H 470J-T	B	38.3/82.1
C770	4030011770	S.CER C1608 CH 1H 060B-T	B	32.3/37.3
C772	4030006860	S.CER C1608 JB 1H 102K-T	B	32.6/33.2
C773	4030006860	S.CER C1608 JB 1H 102K-T	B	34.4/48.8
C774	4030007020	S.CER C1608 CH 1H 120J-T	B	31.8/53.9
C775	4030009530	S.CER C1608 CH 1H 030B-T	B	31/52
C776	4030007020	S.CER C1608 CH 1H 120J-T	B	28.2/50.1
C777	4030006860	S.CER C1608 JB 1H 102K-T	B	29/47.5
C778	4030007090	S.CER C1608 CH 1H 470J-T	T	28.6/41.2
C779	403			

[MAIN UNIT]

REF NO.	ORDER NO.	DESCRIPTION	M.	H/V LOCATION
C835	4030011600	S.CER C1608 JB 1E 104K-T	B	52.5/30.5
C836	4550006250	S.TAN TEESVA 1A 106M8L	B	54.5/31.3
C837	4030007130	S.CER C1608 CH 1H 101J-T	B	56/37.5
C838	4030007130	S.CER C1608 CH 1H 101J-T	B	57.9/27.7
C839	4030007030	S.CER C1608 CH 1H 150J-T	B	64.4/37
C840	4030007030	S.CER C1608 CH 1H 150J-T	B	66/33.3
C841	4030007030	S.CER C1608 CH 1H 150J-T	B	49.8/36.2
C880	4030009910	S.CER C1608 CH 1H 040B-T	T	52.5/47
C881	4030009510	S.CER C1608 CH 1H 010B-T	T	50.6/47.8
C882	4030009510	S.CER C1608 CH 1H 010B-T	T	47.5/53.6
C883	4030009910	S.CER C1608 CH 1H 040B-T	T	47.5/56.2
C887	4030007090	S.CER C1608 CH 1H 470J-T	B	34/4.9
C888	4030007090	S.CER C1608 CH 1H 470J-T	B	32.2/4.9
C889	4030007090	S.CER C1608 CH 1H 470J-T	B	30.4/4.9
C890	4030007090	S.CER C1608 CH 1H 470J-T	B	28.6/4.9
C891	4030006850	S.CER C1608 JB 1H 471K-T	B	54.2/44.9
C893	4030007030	S.CER C1608 CH 1H 150J-T	B	45.2/37.4
C894	4030007030	S.CER C1608 CH 1H 150J-T	B	43.1/36.3
C895	4030007030	S.CER C1608 CH 1H 150J-T	B	51.1/36.2
C896	4030007020	S.CER C1608 CH 1H 120J-T	B	42.8/45.2
C897	4030009530	S.CER C1608 CH 1H 030B-T	B	40.9/46.3
C898	4030007020	S.CER C1608 CH 1H 120J-T	B	40.1/48.2
C899	4030006850	S.CER C1608 JB 1H 471K-T	B	35/41.3
C900	4030007090	S.CER C1608 CH 1H 470J-T	B	37.5/41.4
C901	4030006860	S.CER C1608 JB 1H 102K-T	B	53.9/42.4
C902	4030007090	S.CER C1608 CH 1H 470J-T	B	55.2/42.4
C904	4030007020	S.CER C1608 CH 1H 120J-T	T	50.7/58
C905	4030009530	S.CER C1608 CH 1H 030B-T	T	48.8/58.8
C906	4030007050	S.CER C1608 CH 1H 220J-T	T	50.7/60.6
C907	4030009510	S.CER C1608 CH 1H 010B-T	T	48.8/61.4
C908	4030007030	S.CER C1608 CH 1H 150J-T	T	50.7/62.2
C909	4030011600	S.CER C1608 JB 1E 104K-T	B	56.5/42.4
C910	4030007090	S.CER C1608 CH 1H 470J-T	B	61/38.6
C912	4030009910	S.CER C1608 CH 1H 040B-T	B	38.8/38.6
C913	4030007010	S.CER C1608 CH 1H 100D-T	B	33.1/39.4
C916	4030006850	S.CER C1608 JB 1H 471K-T	B	43.3/59.9
C962	4030009510	S.CER C1608 CH 1H 010B-T	B	52.3/58.6
C963	4030009530	S.CER C1608 CH 1H 030B-T	B	49/59.4
C965	4030006850	S.CER C1608 JB 1H 471K-T	B	49.4/62.6
C969	4030006860	S.CER C1608 JB 1H 102K-T	B	56.8/59.2
C970	4030007090	S.CER C1608 CH 1H 470J-T	B	54.7/59.9
C972	4030009510	S.CER C1608 CH 1H 010B-T	B	58.1/62.7
C974	4030006860	S.CER C1608 JB 1H 102K-T	B	53.9/64.6
C977	4030009560	S.CER C1608 CH 1H R75B-T	B	55.6/64.6
C978	4030006850	S.CER C1608 JB 1H 471K-T	B	53.7/66.5
C1022	4030006850	S.CER C1608 JB 1H 471K-T	T	65.5/58
C1023	4030006880	S.CER C1608 JB 1H 472K-T	T	70.7/58
C1024	4030006860	S.CER C1608 JB 1H 102K-T	T	68.1/58
C1025	4030007090	S.CER C1608 CH 1H 470J-T	T	69.4/58
C1026	4030006850	S.CER C1608 JB 1H 471K-T	T	72.8/51.2
C1029	4030011770	S.CER C1608 CH 1H 060B-T	B	92.2/43.1
C1030	4030009920	S.CER C1608 CH 1H 050B-T	B	97/43.1
C1031	4030009530	S.CER C1608 CH 1H 030B-T	B	93/41
C1081	4030007090	S.CER C1608 CH 1H 470J-T	B	97/44.7
C1082	4030007130	S.CER C1608 CH 1H 101J-T	B	97/46.3
C1083	4030007010	S.CER C1608 CH 1H 100D-T	B	96.2/49.9
C1088	4030006860	S.CER C1608 JB 1H 102K-T	T	98.7/51.8
C1090	4030006860	S.CER C1608 JB 1H 102K-T	B	82.8/65.7
C1091	4550003220	S.TAN TEESVA 1E 105M8L	B	84/69.9
C1092	4030006850	S.CER C1608 JB 1H 471K-T	B	66.9/68.4
C1094	4030009520	S.CER C1608 CH 1H 020B-T	B	101.9/38
C1095	4030009910	S.CER C1608 CH 1H 040B-T	B	102.7/39.9
C1096	4030006970	S.CER C1608 CH 1H 060D-T	B	105.1/39.2
C1098	4030009920	S.CER C1608 CH 1H 050B-T	B	107.7/41.9
C1099	4030007130	S.CER C1608 CH 1H 101J-T	T	104.6/45.3
C1100	4030007010	S.CER C1608 CH 1H 100D-T	B	106.5/46.1
C1101	4030007090	S.CER C1608 CH 1H 470J-T	B	105.1/46.1
C1102	4030006900	S.CER C1608 JB 1H 103K-T	T	96.6/49.6
C1105	4030007010	S.CER C1608 CH 1H 100D-T	T	112.1/48.9
C1106	4030007090	S.CER C1608 CH 1H 470J-T	T	110.8/48.9
C1107	4030007130	S.CER C1608 CH 1H 101J-T	T	109.5/48.9
C1108	4030009520	S.CER C1608 CH 1H 020B-T	B	112.1/37.6
C1110	4030011770	S.CER C1608 CH 1H 060B-T	B	110.1/42.7
C1113	4030007090	S.CER C1608 CH 1H 470J-T	B	100.6/47.4
C1114	4030007090	S.CER C1608 CH 1H 470J-T	T	79.9/60.6
C1115	4030011600	S.CER C1608 JB 1E 104K-T	T	79.9/61.9
C1116	4030006850	S.CER C1608 JB 1H 471K-T	B	101.9/47.4
C1118	4030007090	S.CER C1608 CH 1H 470J-T	B	79.2/109.5
C1120	4030011600	S.CER C1608 JB 1E 104K-T	T	95.3/49.6
C1121	4030007090	S.CER C1608 CH 1H 470J-T	T	78.6/121.7
C1123	4030007090	S.CER C1608 CH 1H 470J-T	T	82.8/114.9
C1161	4030006860	S.CER C1608 JB 1H 102K-T	B	112.9/41.6
C1162	4030009520	S.CER C1608 CH 1H 020B-T	B	115.7/41.6
C1167	4030006850	S.CER C1608 JB 1H 471K-T	T	113.2/65.9
C1168	4030007090	S.CER C1608 CH 1H 470J-T	T	113.2/67.2
C1172	4030007090	S.CER C1608 CH 1H 470J-T	T	120.8/87.7
C1173	4030006850	S.CER C1608 JB 1H 471K-T	T	122.1/87.7
C1174	4030006860	S.CER C1608 JB 1H 102K-T	T	119.4/87.7
C1176	4510006220	S.ELE ECEV1CA101UP	T	93.7/91.8
C1186	4030006860	S.CER C1608 JB 1H 102K-T	T	109.1/91.9
C1187	4030007090	S.CER C1608 CH 1H 470J-T	T	110.4/91.9
C1188	4030006850	S.CER C1608 JB 1H 471K-T	T	111.7/91.9

[MAIN UNIT]

REF NO.	ORDER NO.	DESCRIPTION	M.	H/V LOCATION
C1189	4030009510	S.CER C1608 CH 1H 010B-T	T	77.8/107.8
C1191	4030007090	S.CER C1608 CH 1H 470J-T	T	86.8/121.8
C1192	4030007090	S.CER C1608 CH 1H 470J-T	B	91.2/125.9
C1193	4030006850	S.CER C1608 JB 1H 471K-T	B	86.4/119.3
C1196	4030006860	S.CER C1608 JB 1H 102K-T	T	97.3/107.6
C1197	4030000810	S.CER GRM2164C1HR50CD01D	T	104.8/112.3
C1198	4030011030	S.CER GRM31M4C2H1R5CY21L	T	90.9/116.3
C1199	4030017200	S.CER GRM31BR32J102KY01L	T	117.5/121.2
C1200	4030000810	S.CER GRM2164C1HR50CD01D	B	120.8/124.4
C1201	4030006850	S.CER C1608 JB 1H 471K-T	T	111.1/120.2
C1204	4030011070	S.CER GRM31M2C2H5R0CY21L	T	116.1/100.4
C1207	4030000810	S.CER GRM2164C1HR50CD01D	B	114.2/124.4
C1250	4030007010	S.CER C1608 CH 1H 100D-T	T	69.1/121.2
C1251	4030007010	S.CER C1608 CH 1H 100D-T	B	68.3/125.2
C1252	4030006900	S.CER C1608 JB 1H 103K-T	T	73.5/122.8
C1253	4030006850	S.CER C1608 JB 1H 471K-T	B	75/116.4
C1255	4030006850	S.CER C1608 JB 1H 471K-T	B	62.7/127.1
C1256	4030012610	S.CER C2012 JB 1C 474K-T	B	72.8/128.7
C1259	4030007090	S.CER C1608 CH 1H 470J-T	B	50.4/126.8
C1260	4030006850	S.CER C1608 JB 1H 471K-T	T	45.8/112.2
C1261	4030007010	S.CER C1608 CH 1H 100D-T	B	77.9/127.5
C1262	4030007010	S.CER C1608 CH 1H 100D-T	B	86.8/127.5
C1263	4030011600	S.CER C1608 JB 1E 104K-T	B	76.2/124.4
C1264	4510005600	S.ELE ECEV1CS100SR	T	73.5/121.8
C1265	4030006880	S.CER C1608 JB 1H 472K-T	B	83.2/124.3
C1267	4030011600	S.CER C1608 JB 1E 104K-T	B	79.3/113.5
C1268	4030006860	S.CER C1608 JB 1H 102K-T	B	83.2/120
C1269	4030007090	S.CER C1608 CH 1H 470J-T	B	81.3/120.7
C1329	4030007090	S.CER C1608 CH 1H 470J-T	B	67.7/109.5
C1330	4510004600	ELE 16 MV 1000 HC	T	47.3/121.2
C1331	4030006860	S.CER C1608 JB 1H 102K-T	B	56.8/105.6
C1332	4030007090	S.CER C1608 CH 1H 470J-T	B	56.8/104.1
C1333	4510004640	S.ELE ECEV1CA470SP	T	64.5/121.1
C1334	4030006860	S.CER C1608 JB 1H 102K-T	B	67.6/104.9
C1335	4510004640	S.ELE ECEV1CA470SP	T	69.1/97.8
C1336	4030011600	S.CER C1608 JB 1E 104K-T	B	73.9/94.7
C1337	4030011600	S.CER C1608 JB 1E 104K-T	B	76.7/94.7
C1338	4510006220	S.ELE ECEV1CA101UP	T	78.1/92.3
C1339	4030007090	S.CER C1608 CH 1H 470J-T	B	70.4/106.6
C1340	4510004640	S.ELE ECEV1CA470SP	T	68.7/113.5
C1341	4030011600	S.CER C1608 JB 1E 104K-T	B	75.6/108.1
C1342	4030011600	S.CER C1608 JB 1E 104K-T	B	78.4/108.1
C1343	4510006220	S.ELE ECEV1CA101UP	T	77/101.1
C1344	4030007090	S.CER C1608 CH 1H 470J-T	B	62.3/117.3
C1345	4030011600	S.CER C1608 JB 1E 104K-T	B	39.8/100.6
C1346	4030011600	S.CER C1608 JB 1E 104K-T	B	43.5/89.5
C1347	4030007010	S.CER C1608 CH 1H 100D-T	B	56.8/109.7
C1348	4550006760	S.TAN TEESVB21A336M8R	T	42.6/97.2
C1349	4510005600	S.ELE ECEV1CS100SR	T	76.3/84.2
C1350	4030006850	S.CER C1608 JB 1H 471K-T	T	34/87.7
C1351	4030017490	S.CER C1608 JB 1A 105K-T	B	29.6/90.9
C1352	4030012610	S.CER C2012 JB 1C 474K-T	B	37.1/86
C1353	4030006860	S.CER C1608 JB 1H 102K-T	T	31.2/92.9
C1355	4030007090	S.CER C1608 CH 1H 470J-T	T	38.3/94.7
C1356	4030011600	S.CER C1608 JB 1E 104K-T	B	39.3/85.1
C1357	4030011600	S.CER C1608 JB 1E 104K-T	B	42.9/97.3
C1358	4030007090	S.CER C1608 CH 1H 470J-T	B	8.2/92.2
C1359	4030007090	S.CER C1608 CH 1H 470J-T	B	19.1/99.4
C1360	4030007090	S.CER C1608 CH 1H 470J-T	B	20.4/99.8
C1361	4030007090	S.CER C1608 CH 1H 470J-T	T	42.9/86.4
C1362	4030007090	S.CER C1608 CH 1H 470J-T	B	8.8/94.8
C1366	4030006860	S.CER C1608 JB 1H 102K-T	B	27.4/91.7
C1367	4030007090	S.CER C1608 CH 1H 470J-T	B	57.8/65.4
C1368	4030007090	S.CER C1608 CH 1H 470J-T	T	35.4/98.8
C1369	4030007090	S.CER C1608 CH 1H 470J-T	T	25/97.2
C1370	4030007090	S.CER C1608 CH 1H 470J-T	B	51.7/72.4
C1371	4030006860	S.CER C1608 JB 1H 102K-T	B	53.1/85.3
C1372	4030007090	S.CER C1608 CH 1H 470J-T	B	55.5/107.1
C1373	4030007090	S.CER C1608 CH 1H 470J-T	T	62.1/108.8
C1374	4030007090	S.CER C1608 CH 1H 470J-T	B	62.2/115.4
C1375	4030007090	S.CER C1608 CH 1H 470J-T	B	63.8/112.1
C1376	4030007090	S.CER C1608 CH 1H 470J-T	T	58.1/122.8
C1410	4510005600	S.ELE ECEV1CS100SR	T	36.2/20
C1411	4030017490	S.CER C1608 JB 1A 105K-T	T	45.2/22.6
C1412	4030017490	S.CER C1608 JB 1A 105K-T	T	48.5/22.9
C1460	4030006900	S.CER C1608 JB 1H 103K-T	T	41.6/7.7
C1461	4030008870	S.CER C1608 JB 1H 183K-T	T	45.4/7.2
C1462	4030008770	S.CER C1608 JB 1H 562K-T	T	47.3/10.5
C1463	4030011810	S.CER C1608 JB 1A 224K-T	T	47.5/3.5
C1464	4030008910	S.CER C1608 JB 1H 393K-T	T	50.2/2.6
C1465	4510005600	S.ELE ECEV1CS100SR	T	57.9/6.1
C1466	4030006900	S.CER C1608 JB 1H 103K-T	T	55.3/3.3
C1467	4030011280	S.CER C1608		

[MAIN UNIT]

REF NO.	ORDER NO.	DESCRIPTION	M.	H/V LOCATION
C1477	4030006860	S.CER C1608 JB 1H 102K-T	T	35.2/15.5
C1478	4030008470	S.CER C1608 JB 1H 272K-T	T	42.4/9.9
C1479	4030006850	S.CER C1608 JB 1H 471K-T	T	45/11.2
C1480	4030006900	S.CER C1608 JB 1H 103K-T	T	47.3/13.3
C1481	4030006900	S.CER C1608 JB 1H 103K-T	T	49.2/14.1
C1482	4030006900	S.CER C1608 JB 1H 103K-T	T	47.3/15.9
C1483	4030011600	S.CER C1608 JB 1E 104K-T	B	58.2/10.9
C1484	4510005600	S.ELE ECEV1CS100SR	T	59.3/11
C1485	4030011600	S.CER C1608 JB 1E 104K-T	T	5.7/72.5
C1486	4030011600	S.CER C1608 JB 1E 104K-T	T	5.8/78.1
C1487	4030007090	S.CER C1608 CH 1H 470J-T	T	4/20.2
C1488	4030006900	S.CER C1608 JB 1H 103K-T	T	6.1/81.5
C1500	4030007010	S.CER C1608 CH 1H 100D-T	T	118.4/12.8
C1501	4030007010	S.CER C1608 CH 1H 100D-T	B	117.6/10.8
C1502	4030007010	S.CER C1608 CH 1H 100D-T	B	115.2/4.2
C1503	4030007010	S.CER C1608 CH 1H 100D-T	B	117.6/13.2
C1504	4030007010	S.CER C1608 CH 1H 100D-T	B	111.1/4.1
C1505	4030007010	S.CER C1608 CH 1H 100D-T	B	108.3/10.2
C1506	4030007010	S.CER C1608 CH 1H 100D-T	T	105.3/9.5
C1507	4030007090	S.CER C1608 CH 1H 470J-T	B	30.2/23.5
C1509	4030007090	S.CER C1608 CH 1H 470J-T	T	17.3/23.4
C1510	4030007090	S.CER C1608 CH 1H 470J-T	B	50.6/107.2
C1511	4030007090	S.CER C1608 CH 1H 470J-T	B	80.6/5.7
C1512	4030007090	S.CER C1608 CH 1H 470J-T	B	79.5/4.1
C1514	4030007090	S.CER C1608 CH 1H 470J-T	B	81/7.9
C1515	4030007090	S.CER C1608 CH 1H 470J-T	B	83.7/6.8
C1516	4030007090	S.CER C1608 CH 1H 470J-T	T	88.3/10.2
C1517	4030007090	S.CER C1608 CH 1H 470J-T	B	89.5/6.9
C1518	4030007090	S.CER C1608 CH 1H 470J-T	B	91/6.9
C1519	4030007090	S.CER C1608 CH 1H 470J-T	T	93.2/9.3
C1520	4030007090	S.CER C1608 CH 1H 470J-T	B	97.7/12
C1521	4030007090	S.CER C1608 CH 1H 470J-T	T	93.4/2.4
C1522	4030007090	S.CER C1608 CH 1H 470J-T	T	92.1/1.9
C1523	4030007090	S.CER C1608 CH 1H 470J-T	B	91.7/4.1
C1524	4030007090	S.CER C1608 CH 1H 470J-T	T	89.4/2.3
C1525	4030007090	S.CER C1608 CH 1H 470J-T	B	84.4/3.4
C1526	4030007090	S.CER C1608 CH 1H 470J-T	T	83.2/1
C1527	4030007090	S.CER C1608 CH 1H 470J-T	T	65.6/6.2
C1529	4030007010	S.CER C1608 CH 1H 100D-T	T	103.5/9.7
C1548	4030007090	S.CER C1608 CH 1H 470J-T	T	6.5/88.1
C1549	4030007090	S.CER C1608 CH 1H 470J-T	B	1.7/53.2
C1550	4550006250	S.TAN TEESVA 1A 106M8L	T	4.8/50.2
C1551	4030007170	S.CER C1608 CH 1H 221J-T	B	7.6/55
C1552	4550006250	S.TAN TEESVA 1A 106M8L	T	5.3/59.1
C1553	4550006300	S.TAN ECST1AY475R	B	4/55.8
C1554	4510005600	S.ELE ECEV1CS100SR	T	4.8/54.1
C1555	4550006250	S.TAN TEESVA 1A 106M8L	T	9.4/61.7
C1556	4030011600	S.CER C1608 JB 1E 104K-T	B	12/62.9
C1557	4030017490	S.CER C1608 JB 1A 105K-T	B	7.4/75.3
C1558	4030008920	S.CER C1608 JB 1H 473K-T	B	7.1/66.9
C1559	4030017490	S.CER C1608 JB 1A 105K-T	B	7.7/63.9
C1560	4510006670	S.ELE ECEV1CA471P	T	6.2/99.2
C1561	4030011600	S.CER C1608 JB 1E 104K-T	B	1.8/74.8
C1562	4510006670	S.ELE ECEV1CA471P	T	21.6/105.6
C1563	4030007090	S.CER C1608 CH 1H 470J-T	B	7.4/72.2
C1564	4030007090	S.CER C1608 CH 1H 470J-T	B	1.8/76.4
C1565	4030007090	S.CER C1608 CH 1H 470J-T	B	19.6/57.3
C1566	4030007090	S.CER C1608 CH 1H 470J-T	B	3.3/98.5
C1567	4030007090	S.CER C1608 CH 1H 470J-T	B	4.6/62.8
C1568	4030007090	S.CER C1608 CH 1H 470J-T	T	8.2/52.1
C1569	4030007090	S.CER C1608 CH 1H 470J-T	B	14.4/121.7
C1571	4030007090	S.CER C1608 CH 1H 470J-T	T	13.9/101.5
C1572	4030006860	S.CER C1608 JB 1H 102K-T	T	7.9/55.5
C1600	4030007090	S.CER C1608 CH 1H 470J-T	T	4.4/21.6
C1601	4030007090	S.CER C1608 CH 1H 470J-T	B	3.3/20
C1602	4030007090	S.CER C1608 CH 1H 470J-T	T	20.9/15.5
C1603	4030007090	S.CER C1608 CH 1H 470J-T	T	22.4/15.5
C1604	4030007090	S.CER C1608 CH 1H 470J-T	B	39.7/2.2
C1605	4030007090	S.CER C1608 CH 1H 470J-T	B	67.2/1.7
C1607	4030011600	S.CER C1608 JB 1E 104K-T	B	110.1/23.6
C1608	4510005600	S.ELE ECEV1CS100SR	T	108.6/27.3
C1609	4030006860	S.CER C1608 JB 1H 102K-T	T	102.1/19.8
C1610	4510005600	S.ELE ECEV1CS100SR	T	102/22.4
C1611	4030006860	S.CER C1608 JB 1H 102K-T	T	111.1/15.8
C1612	4030006860	S.CER C1608 JB 1H 102K-T	B	110.2/12.1
C1613	4030006860	S.CER C1608 JB 1H 102K-T	B	103.5/12
C1614	4030006860	S.CER C1608 JB 1H 102K-T	T	110.3/13.6
C1615	4030006850	S.CER C1608 JB 1H 471K-T	T	111.9/20.3
C1617	4030007090	S.CER C1608 CH 1H 470J-T	T	99.2/11
C1619	4030006850	S.CER C1608 JB 1H 471K-T	T	108.7/22
C1620	4030006850	S.CER C1608 JB 1H 471K-T	B	104.2/22.8
C1621	4030006850	S.CER C1608 JB 1H 471K-T	B	14.2/1.7
C1622	4550006920	S.TAN TEESV2 E 335M-8R	B	106.1/15.5
C1623	4550006920	S.TAN TEESV2 E 335M-8R	B	116.7/24.1
C1624	4030007090	S.CER C1608 CH 1H 470J-T	T	28.9/16.6
C1625	4030007090	S.CER C1608 CH 1H 470J-T	T	30.2/16.6
C1626	4030007090	S.CER C1608 CH 1H 470J-T	T	31.5/16.6
C1669	4030007090	S.CER C1608 CH 1H 470J-T	T	93.2/11.9
C1670	4030017490	S.CER C1608 JB 1A 105K-T	T	102.1/18.2
C1672	4030011600	S.CER C1608 JB 1E 104K-T	T	95.6/16.2
C1673	4030006860	S.CER C1608 JB 1H 102K-T	T	95.7/18.9
C1674	4030011810	S.CER C1608 JB 1A 224K-T	T	88.9/16

[MAIN UNIT]

REF NO.	ORDER NO.	DESCRIPTION	M.	H/V LOCATION
C1675	4550006760	S.TAN TEESV21A336M8R	T	92/20.5
C1676	4510005600	S.ELE ECEV1CS100SR	T	88.4/19.7
C1677	4030008850	S.CER C1608 JB 1H 123K-T	B	83.6/15.4
C1678	4510005600	S.ELE ECEV1CS100SR	T	84.6/20.2
C1679	4030007020	S.CER C1608 CH 1H 120J-T	B	80.4/15.4
C1680	4030017490	S.CER C1608 JB 1A 105K-T	B	86.2/21.5
C1681	4030009490	S.CER C1608 JB 1H 821K-T	B	86.2/27.3
C1682	4030008470	S.CER C1608 JB 1H 272K-T	B	79.4/26
C1683	4030007120	S.CER C1608 CH 1H 820J-T	B	83.4/25.8
C1684	4030008890	S.CER C1608 JB 1H 103K-T	B	87.7/10.6
C1685	4510005600	S.ELE ECEV1CS100SR	T	80.8/19.7
C1686	4030011600	S.CER C1608 JB 1E 104K-T	B	88.9/21.5
C1687	4550006250	S.TAN TEESVA 1A 106M8L	B	72.6/14.2
C1688	4030011600	S.CER C1608 JB 1E 104K-T	T	81.6/13.1
C1689	4030011600	S.CER C1608 JB 1E 104K-T	T	77.1/12.5
C1690	4030011600	S.CER C1608 JB 1E 104K-T	T	73.7/9.3
C1691	4550006250	S.TAN TEESVA 1A 106M8L	T	76.7/17.2
C1692	4510005600	S.ELE ECEV1CS100SR	T	73.7/18.4
C1693	4550006250	S.TAN TEESVA 1A 106M8L	T	69.3/3.9
C1694	4030011600	S.CER C1608 JB 1E 104K-T	B	76.4/19.9
C1695	4030008890	S.CER C1608 JB 1H 273K-T	B	89.8/3
C1696	4030011600	S.CER C1608 JB 1E 104K-T	T	1.6/11.4
C1697	4030007090	S.CER C1608 CH 1H 470J-T	T	40.2/2.5
C1698	4030007090	S.CER C1608 CH 1H 470J-T	T	1.6/12.6
C1699	4030007090	S.CER C1608 CH 1H 470J-T	T	25/1.7
C1700	4030007090	S.CER C1608 CH 1H 470J-T	B	5.4/91.6
C1750	4030006900	S.CER C1608 JB 1H 103K-T	T	27.9/12.2
C1751	4030006850	S.CER C1608 JB 1H 471K-T	T	54.5/123.7
C1752	4030006900	S.CER C1608 JB 1H 103K-T	T	28.6/19.3
C1753	4030006860	S.CER C1608 JB 1H 102K-T	T	24.2/120.5
C1754	4510004640	S.ELE ECEV1CA470SP	T	31.8/127.5
C1755	4030007090	S.CER C1608 CH 1H 470J-T	T	25.8/113.2
C1800	4030007090	S.CER C1608 CH 1H 470J-T	B	24/20.5
C1801	4030006900	S.CER C1608 JB 1H 103K-T	B	42/103.6
C1802	4030006900	S.CER C1608 JB 1H 103K-T	T	42.5/112.3
C1803	4030006850	S.CER C1608 JB 1H 471K-T	T	28.6/104.1
C1804	4030006850	S.CER C1608 JB 1H 471K-T	T	32.4/103.3
C1805	4030006850	S.CER C1608 JB 1H 471K-T	T	27.8/101.5
C1806	4030006850	S.CER C1608 JB 1H 471K-T	T	32.4/99.7
C1807	4030006850	S.CER C1608 JB 1H 471K-T	T	42/101.4
C1808	4030007090	S.CER C1608 CH 1H 470J-T	T	38.8/112
J1550	6450001440	CNR HSJ1403-01-010	T	18.9/124.7
J1600	6510016480	CNR 52018-8845	T	113.7/4
J1602	6510021970	S.CNR AXN330C130P	T	26.2/21.8
J1750	6510009350	CNR B2B-ZR	T	25.4/125.5
J1800	6510021720	S.CNR 30FLT-SM1-TB	T	44/107.5
J1801	6510021720	S.CNR 30FLT-SM1-TB	T	87/5.8
S1601	2260002590	SW SKHHLU	T	8.7/5.9
W11	7030008240	S.RES ERJ12YJ0R00U	T	78.2/78.7
W296	7030003860	S.RES ERJ3GE JPW V	T	71/38.3
W340	7030003860	S.RES ERJ3GE JPW V	B	67.1/9.8
W404	7030003860	S.RES ERJ3GE JPW V	T	17.5/59.6
W428	7030003860	S.RES ERJ3GE JPW V	B	13.6/94.8
W429	7030003860	S.RES ERJ3GE JPW V	B	33.6/61.3
W480	7030003860	S.RES ERJ3GE JPW V	T	20.5/69.2
W550	7030003860	S.RES ERJ3GE JPW V	B	26/42.3
W700	7030003860	S.RES ERJ3GE JPW V	T	39/70.7
W840	7030003860	S.RES ERJ3GE JPW V	B	49.8/33.6
W841	7030003860	S.RES ERJ3GE JPW V	B	42.5/39.9
W896	7030000010	MCR10EZJH JPW (000)	B	42.4/85.8
W1021	7030003860	S.RES ERJ3GE JPW V	T	66.8/60.6
W1022	7030003860	S.RES ERJ3GE JPW V	T	33.3/53.5
W1026	7030003860	S.RES ERJ3GE JPW V	T	18.1/26
W1029	7030008240	S.RES ERJ12YJ0R00U	B	68.9/113
W1030	7030000010	S.RES MCR10EZJH JPW (000)	B	112.2/1.7
W1032	7030000010	S.RES MCR10EZJH JPW (000)	B	98.3/33.6
W1033	7030008240	S.RES ERJ12YJ0R00U	B	21.6/53.5
W1083	7030003860	S.RES ERJ3GE JPW V	B	104.3/41.2
W1084	7030003860	S.RES ERJ3GE JPW V	B	101.9/42
W1089	7030003860	S.RES ERJ3GE JPW V	T	81.6/114.1
W1161	7030003860	S.RES ERJ3GE JPW V	T	36.1/23.8
W1164	7120000490	JMP ERD25T0	B	86.4/116.7
W1166	7030003860	S.RES ERJ3GE JPW V	T	111.1/125.4
W1261	7030003860	S.RES ERJ3GE JPW V	B	73.1/127.1
W1262	7030003860	S.RES ERJ3GE JPW V	T	69.7/126.5
W1330	8900011960	CBL OPC-1216		
W1601	7030003860	S.RES ERJ3GE JPW V	T	86.8/23.9
W1670	7030003860	S.RES ERJ3GE JPW V	B	86/7.3
W1701	7030003860	S.RES ERJ3GE JPW V	B	76.4/23.1
W1750	7030003860	S.RES ERJ3GE JPW V	B	88/5
EP5	6910000630	BEA FSRH070140RN000B		
EP6	6910000630	BEA FSRH070140RN000B		
EP271	6910012350	S.BEA MMZ1608Y 102BT	T	74.9/41.2
EP401	6910012350	S.BEA MMZ1608Y 102BT	B	16.5/70.2

M.=Mounted side (T: Mounted on the Top side, B: Mounted on the Bottom side)
S.=Surface mount

[MAIN UNIT]

REF NO.	ORDER NO.	DESCRIPTION	M.	H/V LOCATION
EP403	6910012350	S.BEA MMZ1608Y 102BT	B	20.8/63
EP404	6910012350	S.BEA MMZ1608Y 102BT	T	14.4/60.4
EP405	6910012350	S.BEA MMZ1608Y 102BT	T	21.3/66.3
EP470	6910012350	S.BEA MMZ1608Y 102BT	T	16.4/68.2
EP482	6910012350	S.BEA MMZ1608Y 102BT	B	12.9/82.8
EP550	6910012350	S.BEA MMZ1608Y 102BT	B	24.6/39.8
EP551	6910012350	S.BEA MMZ1608Y 102BT	B	35.1/26.6
EP552	6910012350	S.BEA MMZ1608Y 102BT	B	27.1/48.7
EP553	6910012350	S.BEA MMZ1608Y 102BT	B	18/48.1
EP721	6910012350	S.BEA MMZ1608Y 102BT	B	32.1/85.5
EP1601	6910014690	S.BEA MPZ1608S221A-T	T	114.3/16.4
EP1602	6910014690	S.BEA MPZ1608S221A-T	T	105.3/18.2
EP1603	6910014690	S.BEA MPZ1608S221A-T	T	104.4/14
EP1604	6910014690	S.BEA MPZ1608S221A-T	T	109/12.4
EP1606	6910014690	S.BEA MPZ1608S221A-T	B	114.3/12.3
EP1607	6910014690	S.BEA MPZ1608S221A-T	T	113.4/13.9
EP1608	6910014690	S.BEA MPZ1608S221A-T	T	102.7/11.8
EP1609	6910014690	S.BEA MPZ1608S221A-T	B	107.4/8.6
EP1750	6910012350	S.BEA MMZ1608Y 102BT	B	27.8/124
EP1751	6910012350	S.BEA MMZ1608Y 102BT	B	27.8/125.5

[LOGIC-1 UNIT]

REF NO.	ORDER NO.	DESCRIPTION	M.	H/V LOCATION
IC1	1130010030	S.IC μPD9930G-22	T	8.5/32.4
IC2	1130010920	S.IC AMBE-2020	T	31.8/51
IC3	1130006890	S.IC TC7S04FU (TE85R)	B	30.7/46.1
IC4	1180002370	S.REG R1111N321B-TR	T	33.2/38.7
IC50	1140010090	S.IC μPD70F3102AGJ-33-8EU	T	61.6/54
IC51	1130007280	S.IC TC7S32FU (TE85R)	T	45.3/65.2
IC52	1110005730	S.IC S-80928CNMC-G8Y-T2	B	54.3/42.2
IC53	1130007110	S.IC TC7W04FU (TE12L)	T	44.6/62.1
IC54	1140008650	S.IC HN58X2464TI	T	45.2/56.4
IC55	1130010630	S.IC SN74AHC541PWR	B	43/36.3
IC56	1190001340	S.IC M62334FP 600C	T	59.8/37.1
IC57	1190001340	S.IC M62334FP 600C	T	68.2/37
IC58	1110002860	S.IC TA75S393F (TE85R)	B	4/48.1
IC100	1130010620	S.IC SN74AHC541PWR	B	109.6/49.6
IC101	1130007110	S.IC TC7W04FU (TE12L)	T	106.1/56.2
IC102	1130008710	S.IC TC7SET04FU (TE85L)	T	110.9/55.3
IC103	1130010630	S.IC SN74AHC541PWR	T	108.9/49.3
IC104	1120002840	S.IC RTL8019AS	T	87.7/39.1
IC105	1130010580	S.IC μPD43256BGW-70LL-9JL	T	108.7/37.2
IC150	1110005430	S.IC CMX589AD5	T	98.2/11.4
IC151	1130008710	S.IC TC7SET04FU (TE85L)	T	89.1/16.9
IC152	1130004200	S.IC TC4566F (TE85R)	B	103.9/7.5
IC153	1130004200	S.IC TC4566F (TE85R)	B	100.9/13
IC200	1120002870	S.IC XCS20XL-4TQ144I	T	32.1/18.9
IC201	1130006890	S.IC TC7S04FU (TE85R)	B	36.5/54.2
IC202	1130008360	S.IC TC7SHU04FU (TE85L)	T	25.6/32.9
IC203	1130006890	S.IC TC7S04FU (TE85R)	B	35.4/31.1
IC300	1110005290	S.IC NJM2115V-TE1	T	58.6/19.4
IC301	1110005290	S.IC NJM2115V-TE1	T	57.2/30.5
IC302	1110005290	S.IC NJM2115V-TE1	T	68.4/20.7
IC350	1130006220	S.IC TC4W53FU (TE12L)	T	84.4/19.1
IC351	1110003780	S.IC NJM2902V-TE1	T	90.6/23.1
IC352	1130006220	S.IC TC4W53FU (TE12L)	T	81.2/23.6
IC353	1130008560	S.IC TC75S51F (TE85L)	T	100.8/23.8
IC354	1130006220	S.IC TC4W53FU (TE12L)	T	104.8/18.8
IC355	1110002750	S.IC TA75S01F (TE85R)	B	87.5/17.5
IC500	1180001070	S.IC TA7805F (TE16L)	T	86.3/73.9
IC502	1180002390	S.REG S-812C33AMC-C2N-T2	T	92.8/66
IC503	1110005440	S.IC NJM2374AM-TE1	T	110.5/70.6
IC504	1180002390	S.REG S-812C33AMC-C2N-T2	T	64.3/74.8
IC550	1130010570	S.IC FT8U232AM	T	11.8/61.4
IC551	1130009570	S.IC BR93LC46F-WE2	T	12.8/52.2
IC552	1110005820	S.IC R3112N281A-TR	T	20.9/60
IC553	1130007280	S.IC TC7S32FU (TE85R)	B	10.4/49
Q50	1530002280	S.TR 2SC4081 T106 S	B	8.3/43.6
Q51	1510000770	S.TR 2SA1586-GR (TE85R)	B	5.7/43.9
Q52	1590000430	S.TR DTC144EUA T106	B	7.9/47.6
Q100	1590000430	S.TR DTC144EUA T106	T	79/26.4
Q101	1590001980	S.TR XP4315 (TX)	B	42/7.9
Q102	1590001980	S.TR XP4315 (TX)	B	39.5/7.9
Q103	1590000430	S.TR DTC144EUA T106	B	67.7/6.4
Q150	1590001400	S.TR XP1214 (TX)	T	91.3/12.8
Q151	1590001400	S.TR XP1214 (TX)	B	97.2/6.4
Q153	1590000430	S.TR DTC144EUA T106	B	76.3/24.3
Q154	1590000430	S.TR DTC144EUA T106	B	106.3/12.5
Q155	1590000430	S.TR DTC144EUA T106	B	74.5/20.6
Q156	1590000430	S.TR DTC144EUA T106	B	72/22.4
Q400	1590000430	S.TR DTC144EUA T106	B	73.3/14.4
Q500	1520000200	S.TR 2SB798-T2 DK	T	80.3/63.6

[LOGIC-1 UNIT]

REF NO.	ORDER NO.	DESCRIPTION	M.	H/V LOCATION
Q501	1590000430	S.TR DTC144EUA T106	T	76.6/66.1
Q502	1530002280	S.TR 2SC4081 T106 S	T	67.9/72.3
Q503	1520000200	S.TR 2SB798-T2 DK	B	74.3/68.5
Q504	1530002280	S.TR 2SC4081 T106 S	B	70/74.5
Q550	1590000430	S.TR DTC144EUA T106	B	15.5/49.9
Q551	1530002280	S.TR 2SC4081 T106 S	B	15.7/64.1
D50	1790001240	S.DIO MA2S728-(TX)	T	59.3/66.6
D51	1750000550	S.DIO 1SS355 TE-17	B	1.4/48.1
D52	1750000550	S.DIO 1SS355 TE-17	B	50.1/60.5
D53	1750000550	S.DIO 1SS355 TE-17	T	46.6/59.5
D54	1750000550	S.DIO 1SS355 TE-17	B	48.1/66.7
D55	1730002280	S.ZEN MA8091-M (TX)	T	12.7/43.9
D201	1790001240	S.DIO MA2S728-(TX)	B	39.6/51.1
D350	1720000360	S.DIO HSU88TRF	T	85.3/24.3
D351	1720000360	S.DIO HSU88TRF	T	87.7/19.4
D501	1790000670	S.DIO SB07-03C-TB	T	72.2/69.6
D502	1750000550	S.DIO 1SS355 TE-17	T	71.2/72.3
D503	1790000670	S.DIO SB07-03C-TB	T	99.4/65.9
D504	1790000670	S.DIO SB07-03C-TB	B	110.2/74.1
X50	6050011290	S.XTL CR-715 (6 MHz)	T	44.4/47.2
X100	6050011300	S.XTL CR-716 (20 MHz)	T	99.1/55.5
X200	6050011240	S.XTL CR-708 (16.384 MHz)	T	19/34.3
X201	6050011700	S.XTL CR-760 (9.8304 MHz)	T	37.2/33.3
X550	6050011290	S.XTL CR-715 (6 MHz)	T	3.4/55.5
L50	6200005740	S.COL ELJRE 47NG-F	T	65.2/67.6
L51	6200005740	S.COL ELJRE 47NG-F	B	48.4/46
L100	6200005740	S.COL ELJRE 47NG-F	B	111.3/56
L101	6200005740	S.COL ELJRE 47NG-F	B	111.3/57.3
L102	6200005740	S.COL ELJRE 47NG-F	T	87/52.4
L103	6200005740	S.COL ELJRE 47NG-F	B	108.5/27.6
L114	6200006990	S.COL ELJRE 56NG-F	B	11.9/70.6
L115	6200006990	S.COL ELJRE 56NG-F	B	13.4/70.6
L116	6200006990	S.COL ELJRE 56NG-F	B	14.9/70.6
L117	6200006990	S.COL ELJRE 56NG-F	B	16.2/70.6
L119	6200006990	S.COL ELJRE 56NG-F	B	19.5/70.6
L120	6200006990	S.COL ELJRE 56NG-F	B	20.9/70.6
L121	6200006990	S.COL ELJRE 56NG-F	B	22.7/70.6
L150	6200002040	S.COL NL 252018T-101J	T	99.7/17
L210	6200005740	S.COL ELJRE 47NG-F	T	70.6/67.4
L211	6200005740	S.COL ELJRE 47NG-F	B	47.7/53.7
L214	6200005740	S.COL ELJRE 47NG-F	B	49/56.4
L420	6200003590	S.COL EXCCL3225U1	B	30.9/74
L421	6200003590	S.COL EXCCL3225U1	B	38.8/73.9
L500	6190001560	S.COL CDRH5D18-101NC	T	104.3/74
L501	6190001560	S.COL CDRH5D18-101NC	T	104.3/66.8
L510	6200003590	S.COL EXCCL3225U1	B	108.8/70.7
L550	6200002040	S.COL NL 252018T-101J	T	12.5/70.5
L551	6200005740	S.COL ELJRE 47NG-F	T	15.6/71.3
L552	6200006990	S.COL ELJRE 56NG-F	B	14.6/55.8
R1	7030003670	S.RES ERJ3GEYJ 823 V (82 kΩ)	T	2.9/20.9
R2	7030003670	S.RES ERJ3GEYJ 823 V (82 kΩ)	T	2.9/23.5
R12	7030003640	S.RES ERJ3GEYJ 473 V (47 kΩ)	B	37.4/57.5
R13	7030003640	S.RES ERJ3GEYJ 473 V (47 kΩ)	T	37.1/61.8
R14	7030003640	S.RES ERJ3GEYJ 473 V (47 kΩ)	T	35.8/61.8
R15	7030003640	S.RES ERJ3GEYJ 473 V (47 kΩ)	T	34.5/61.8
R16	7030003640	S.RES ERJ3GEYJ 473 V (47 kΩ)	T	33.2/61.8
R17	7030003640	S.RES ERJ3GEYJ 473 V (47 kΩ)	B	35.3/57.5
R18	7030003640	S.RES ERJ3GEYJ 473 V (47 kΩ)	T	35.5/40.5
R25	7030003320	S.RES ERJ3GEYJ 101 V (100 Ω)	T	14.8/22.7
R50	7030003640	S.RES ERJ3GEYJ 473 V (47 kΩ)	B	44.4/69.8
R51	7030003620	S.RES ERJ3GEYJ 333 V (33 kΩ)	T	47.2/65
R53	7030003640	S.RES ERJ3GEYJ 473 V (47 kΩ)	T	48.5/62.4
R54	7030003560	S.RES ERJ3GEYJ 103 V (10 kΩ)	T	15.5/44.4
R55	7030003640	S.RES ERJ3GEYJ 473 V (47 kΩ)	T	15.5/43
R57	7030003520	S.RES ERJ3GEYJ 472 V (4.7 kΩ)	B	3.7/43.9
R58	7030003680	S.RES ERJ3GEYJ 104 V (100 kΩ)	T	15.4/46.2
R59	7030003500	S.RES ERJ3GEYJ 332 V (3.3 kΩ)	B	2.4/43.9
R60	7030003570	S.RES ERJ3GEYJ 123 V (12 kΩ)	B	47.7/56.4
R61	7030003570	S.RES ERJ3GEYJ 123 V (12 kΩ)	B	45.8/56.4
R62	7030003620	S.RES ERJ3GEYJ 333 V (33 kΩ)	B	49.3/45.1
R63	7030003520	S.RES ERJ3GEYJ 472 V (4.7 kΩ)	B	53.9/44.5
R64	7030003320	S.RES ERJ3GEYJ 101 V (100 Ω)	B	61.5/39.7
R65	7030003320	S.RES ERJ3GEYJ 101 V (100 Ω)	B	62.8/39.7
R66	7030003320	S.RES ERJ3GEYJ 101 V (100 Ω)	T	72.5/35.1
R67	7030003320	S.RES ERJ3GEYJ 101 V (100 Ω)	T	72.5/37.7
R68	7030003600	S.RES ERJ3GEYJ 223 V (22 kΩ)	B	9.1/45.6
R69	7030003490	S.RES ERJ3GEYJ 272 V (2.7 kΩ)	T	8.2/46.7
R70	7030003620	S.RES ERJ3GEYJ 333 V (33 kΩ)	B	4.4/45.8
R71	7030003620	S.RES ERJ3GEYJ 333 V (33 kΩ)	B	4/50.5
R72	7030003620	S.RES ERJ3GEYJ 333 V (33 kΩ)	B	6.3/51.4
R73	7030003530	S.RES ERJ3GEYJ 562 V (5.6 kΩ)	B	7.1/49.6
R74	7030003640	S.RES ERJ3GEYJ 473 V (47 kΩ)	B	46.3/68.7
R75	7030003570	S.RES ERJ3GEYJ 123 V (12 kΩ)	B	48.1/69
R76	7030003510	S.RES ERJ3GEYJ 392 V (3.9 kΩ)	B	67.9/38.3

M.=Mounted side (T: Mounted on the Top side, B: Mounted on the Bottom side)
S.=Surface mount

[LOGIC-1 UNIT]

REF NO.	ORDER NO.	DESCRIPTION	M.	H/V LOCATION
R78	7030003360	S.RES ERJ3GEYJ 221 V (220 Ω)	T	50.9/43.3
R79	7030003340	S.RES ERJ3GEYJ 151 V (150 Ω)	T	48.6/50.2
R100	7030003640	S.RES ERJ3GEYJ 473 V (47 kΩ)	T	76.5/26.2
R101	7030003560	S.RES ERJ3GEYJ 103 V (10 kΩ)	T	88/27.8
R102	7030003560	S.RES ERJ3GEYJ 103 V (10 kΩ)	T	88/26.5
R105	7030003380	S.RES ERJ3GEYJ 331 V (330 Ω)	T	95.8/55.9
R106	7030003800	S.RES ERJ3GEYJ 105 V (1 MΩ)	T	95.8/53.1
R107	7030003360	S.RES ERJ3GEYJ 221 V (220 Ω)	T	81.7/53.1
R108	7030003560	S.RES ERJ3GEYJ 103 V (10 kΩ)	T	87.5/50.6
R110	7030003370	S.RES ERJ3GEYJ 271 V (270 Ω)	B	52.3/8
R111	7030003410	S.RES ERJ3GEYJ 561 V (560 Ω)	B	90.3/44.5
R112	7030003410	S.RES ERJ3GEYJ 561 V (560 Ω)	B	89/44.5
R113	7030003370	S.RES ERJ3GEYJ 271 V (270 Ω)	B	42.1/5.9
R114	7030003420	S.RES ERJ3GEYJ 681 V (680 Ω)	B	39.5/5.9
R115	7030003640	S.RES ERJ3GEYJ 473 V (47 kΩ)	B	110.9/54.7
R116	7030003640	S.RES ERJ3GEYJ 473 V (47 kΩ)	B	106.3/57.8
R146	7030003640	S.RES ERJ3GEYJ 473 V (47 kΩ)	B	79.1/23.5
R148	7030003640	S.RES ERJ3GEYJ 473 V (47 kΩ)	B	105.5/9.9
R149	7030003320	S.RES ERJ3GEYJ 101 V (100 Ω)	T	88.4/14.2
R150	7030003640	S.RES ERJ3GEYJ 473 V (47 kΩ)	B	97.9/11
R151	7030003640	S.RES ERJ3GEYJ 473 V (47 kΩ)	B	97.9/9.7
R152	7030003640	S.RES ERJ3GEYJ 473 V (47 kΩ)	B	97.9/12.3
R153	7030003440	S.RES ERJ3GEYJ 102 V (1 kΩ)	B	97.9/14.9
R154	7030003640	S.RES ERJ3GEYJ 473 V (47 kΩ)	B	97.9/13.6
R155	7030003800	S.RES ERJ3GEYJ 105 V (1 MΩ)	T	92.4/15.3
R156	7030003640	S.RES ERJ3GEYJ 473 V (47 kΩ)	B	90.7/8.2
R157	7030003640	S.RES ERJ3GEYJ 473 V (47 kΩ)	B	95.3/8.8
R158	7030003750	S.RES ERJ3GEYJ 394 V (390 kΩ)	B	100.8/7.5
R159	7030009340	S.RES ERJ3GEYJ 275 V (2.7 MΩ)	B	99.7/10.1
R199	7030003320	S.RES ERJ3GEYJ 101 V (100 Ω)	B	32.7/53.4
R200	7030003320	S.RES ERJ3GEYJ 101 V (100 Ω)	T	28.1/32
R201	7030003800	S.RES ERJ3GEYJ 105 V (1 MΩ)	T	22.4/32.8
R202	7030003520	S.RES ERJ3GEYJ 472 V (4.7 kΩ)	T	45.2/9.4
R203	7030003520	S.RES ERJ3GEYJ 472 V (4.7 kΩ)	T	31.6/5.8
R204	7030003640	S.RES ERJ3GEYJ 473 V (47 kΩ)	T	39/5.8
R205	7030003440	S.RES ERJ3GEYJ 102 V (1 kΩ)	B	24.3/23.2
R206	7030003440	S.RES ERJ3GEYJ 102 V (1 kΩ)	T	18.2/24.7
R207	7030003440	S.RES ERJ3GEYJ 102 V (1 kΩ)	T	18.9/26.1
R208	7030003320	S.RES ERJ3GEYJ 101 V (100 Ω)	B	34.8/34.8
R209	7030003800	S.RES ERJ3GEYJ 105 V (1 MΩ)	B	35.6/33
R210	7030003440	S.RES ERJ3GEYJ 102 V (1 kΩ)	T	41.5/33.3
R211	7030003400	S.RES ERJ3GEYJ 471 V (470 Ω)	B	37.8/52
R250	7030005661	S.RES ERA3YED 203V (20 kΩ)	T	52.9/5.8
R251	7030005661	S.RES ERA3YED 203V (20 kΩ)	T	48.9/5.8
R252	7030005321	S.RES ERA3YED 103V (10 kΩ)	T	50.8/6.6
R253	7030005661	S.RES ERA3YED 203V (20 kΩ)	T	48.9/17.1
R254	7030005321	S.RES ERA3YED 103V (10 kΩ)	T	52.5/7.9
R255	7030005661	S.RES ERA3YED 203V (20 kΩ)	T	48.9/8.4
R256	7030005321	S.RES ERA3YED 103V (10 kΩ)	T	50.8/9.2
R257	7030005661	S.RES ERA3YED 203V (20 kΩ)	T	48.9/9.7
R258	7030005321	S.RES ERA3YED 103V (10 kΩ)	T	52.5/10.5
R259	7030005661	S.RES ERA3YED 203V (20 kΩ)	T	48.9/11
R260	7030005321	S.RES ERA3YED 103V (10 kΩ)	T	50.8/11.8
R261	7030005661	S.RES ERA3YED 203V (20 kΩ)	T	48.9/12.3
R262	7030005321	S.RES ERA3YED 103V (10 kΩ)	T	52.5/13.1
R263	7030005661	S.RES ERA3YED 203V (20 kΩ)	T	48.9/13.6
R264	7030005321	S.RES ERA3YED 103V (10 kΩ)	T	50.8/14.4
R265	7030005661	S.RES ERA3YED 203V (20 kΩ)	T	48.9/14.9
R266	7030005321	S.RES ERA3YED 103V (10 kΩ)	T	52.5/15.7
R267	7030005661	S.RES ERA3YED 203V (20 kΩ)	T	48.9/16.2
R268	7030005321	S.RES ERA3YED 103V (10 kΩ)	T	50.8/17
R269	7030005661	S.RES ERA3YED 203V (20 kΩ)	T	48.9/17.5
R270	7030005321	S.RES ERA3YED 103V (10 kΩ)	T	52.5/18.3
R271	7030005661	S.RES ERA3YED 203V (20 kΩ)	T	48.9/18.8
R272	7030005661	S.RES ERA3YED 203V (20 kΩ)	T	52.7/20.2
R273	7030005661	S.RES ERA3YED 203V (20 kΩ)	T	48.9/20.2
R274	7030005321	S.RES ERA3YED 103V (10 kΩ)	T	50.8/20.7
R275	7030005661	S.RES ERA3YED 203V (20 kΩ)	T	48.9/21.5
R276	7030005321	S.RES ERA3YED 103V (10 kΩ)	T	52.1/22.1
R277	7030005661	S.RES ERA3YED 203V (20 kΩ)	T	48.9/22.8
R278	7030005321	S.RES ERA3YED 103V (10 kΩ)	T	50.8/23.3
R279	7030005661	S.RES ERA3YED 203V (20 kΩ)	T	48.9/24.1
R280	7030005321	S.RES ERA3YED 103V (10 kΩ)	T	52.1/24.7
R281	7030005661	S.RES ERA3YED 203V (20 kΩ)	T	48.9/25.4
R282	7030005321	S.RES ERA3YED 103V (10 kΩ)	T	50.8/25.9
R283	7030005661	S.RES ERA3YED 203V (20 kΩ)	T	48.9/26.7
R284	7030005321	S.RES ERA3YED 103V (10 kΩ)	T	52.1/27.3
R285	7030005661	S.RES ERA3YED 203V (20 kΩ)	T	48.9/28
R286	7030005321	S.RES ERA3YED 103V (10 kΩ)	T	50.8/28.5
R287	7030005661	S.RES ERA3YED 203V (20 kΩ)	T	48.9/29.3
R288	7030005321	S.RES ERA3YED 103V (10 kΩ)	T	52.1/29.9
R289	7030005661	S.RES ERA3YED 203V (20 kΩ)	T	48.9/30.6
R290	7030005321	S.RES ERA3YED 103V (10 kΩ)	T	50.8/31.1
R291	7030005661	S.RES ERA3YED 203V (20 kΩ)	T	48.9/31.9
R292	7030005321	S.RES ERA3YED 103V (10 kΩ)	T	52.1/32.7
R293	7030005661	S.RES ERA3YED 203V (20 kΩ)	T	48.9/33.2
R300	7030003320	S.RES ERJ3GEYJ 101 V (100 Ω)	T	60.7/14.9
R301	7030003520	S.RES ERJ3GEYJ 472 V (4.7 kΩ)	T	56.4/22.1
R302	7030003530	S.RES ERJ3GEYJ 562 V (5.6 kΩ)	T	61.8/22.1
R303	7030003530	S.RES ERJ3GEYJ 562 V (5.6 kΩ)	T	63.7/19.4
R304	7030003480	S.RES ERJ3GEYJ 222 V (2.2 kΩ)	T	67.4/11.7

[LOGIC-1 UNIT]

REF NO.	ORDER NO.	DESCRIPTION	M.	H/V LOCATION
R305	7030003480	S.RES ERJ3GEYJ 222 V (2.2 kΩ)	T	67.4/13
R306	7030003480	S.RES ERJ3GEYJ 222 V (2.2 kΩ)	T	63.7/16.8
R307	7030003480	S.RES ERJ3GEYJ 222 V (2.2 kΩ)	T	63.7/14.2
R308	7030003600	S.RES ERJ3GEYJ 223 V (22 kΩ)	T	64.2/12.1
R310	7030003320	S.RES ERJ3GEYJ 101 V (100 Ω)	T	59.3/26
R311	7030003520	S.RES ERJ3GEYJ 472 V (4.7 kΩ)	T	55/33.2
R312	7030003530	S.RES ERJ3GEYJ 562 V (5.6 kΩ)	T	60.4/33.2
R313	7030003530	S.RES ERJ3GEYJ 562 V (5.6 kΩ)	T	62.3/30.5
R314	7030003480	S.RES ERJ3GEYJ 222 V (2.2 kΩ)	T	68.1/28.4
R315	7030003480	S.RES ERJ3GEYJ 222 V (2.2 kΩ)	T	68.1/27.1
R316	7030003480	S.RES ERJ3GEYJ 222 V (2.2 kΩ)	T	65.5/31
R317	7030003480	S.RES ERJ3GEYJ 222 V (2.2 kΩ)	T	68.1/31
R318	7030003600	S.RES ERJ3GEYJ 223 V (22 kΩ)	T	67.3/25.8
R320	7030003320	S.RES ERJ3GEYJ 101 V (100 Ω)	B	61.5/18.3
R348	7030003320	S.RES ERJ3GEYJ 101 V (100 Ω)	B	101.4/24
R349	7030003320	S.RES ERJ3GEYJ 101 V (100 Ω)	T	77.5/20.4
R350	7030003320	S.RES ERJ3GEYJ 101 V (100 Ω)	T	80.1/21.2
R351	7030003730	S.RES ERJ3GEYJ 274 V (270 kΩ)	T	96.5/25
R352	7030004710	S.RES ERJ3GEYJ 475 V (4.7 MΩ)	T	98.4/24.4
R353	7030003730	S.RES ERJ3GEYJ 274 V (270 kΩ)	T	96.5/21.1
R354	7030004710	S.RES ERJ3GEYJ 475 V (4.7 MΩ)	T	98.4/21.8
R355	7030003680	S.RES ERJ3GEYJ 104 V (100 kΩ)	T	103.2/21.8
R356	7030003680	S.RES ERJ3GEYJ 104 V (100 kΩ)	B	84.1/22.7
R357	7030003680	S.RES ERJ3GEYJ 104 V (100 kΩ)	B	84.9/20.8
R358	7030003320	S.RES ERJ3GEYJ 101 V (100 Ω)	T	99.7/18.9
R359	7030003560	S.RES ERJ3GEYJ 103 V (10 kΩ)	B	84/14.3
R360	7030003560	S.RES ERJ3GEYJ 103 V (10 kΩ)	B	86.6/15.2
R361	7030003600	S.RES ERJ3GEYJ 223 V (22 kΩ)	B	87.9/19.9
R362	7030003560	S.RES ERJ3GEYJ 103 V (10 kΩ)	B	90/19.1
R363	7030003800	S.RES ERJ3GEYJ 105 V (1 MΩ)	B	90.6/22.9
R364	7030003320	S.RES ERJ3GEYJ 101 V (100 Ω)	B	92.4/23.6
R365	7030003480	S.RES ERJ3GEYJ 222 V (2.2 kΩ)	T	90.7/19.7
R368	7030003520	S.RES ERJ3GEYJ 472 V (4.7 kΩ)	B	82.8/22.7
R400	7030003320	S.RES ERJ3GEYJ 101 V (100 Ω)	B	86.1/10.2
R402	7030003440	S.RES ERJ3GEYJ 102 V (1 kΩ)	B	12.2/15
R403	7030003320	S.RES ERJ3GEYJ 101 V (100 Ω)	T	15.9/9
R405	7030003440	S.RES ERJ3GEYJ 102 V (1 kΩ)	T	15.7/2
R406	7030003320	S.RES ERJ3GEYJ 101 V (100 Ω)	T	82/14.2
R407	7030003440	S.RES ERJ3GEYJ 102 V (1 kΩ)	T	83.3/14.2
R408	7030003320	S.RES ERJ3GEYJ 101 V (100 Ω)	T	84.6/14.2
R410	7030003440	S.RES ERJ3GEYJ 102 V (1 kΩ)	B	16.7/15
R411	7030003440	S.RES ERJ3GEYJ 102 V (1 kΩ)	B	18/15
R412	7030003440	S.RES ERJ3GEYJ 102 V (1 kΩ)	B	15.4/15
R413	7030003440	S.RES ERJ3GEYJ 102 V (1 kΩ)	B	14.1/15
R414	7030003440	S.RES ERJ3GEYJ 102 V (1 kΩ)	B	10.9/15
R415	7030003440	S.RES ERJ3GEYJ 102 V (1 kΩ)	T	40.7/68.9
R416	7030003440	S.RES ERJ3GEYJ 102 V (1 kΩ)	B	82.2/77.3
R417	7030003440	S.RES ERJ3GEYJ 102 V (1 kΩ)	B	83.5/7.3
R418	7030003440	S.RES ERJ3GEYJ 102 V (1 kΩ)	B	29.3/68.9
R419	7030003440	S.RES ERJ3GEYJ 102 V (1 kΩ)	T	28.5/68.9
R420	7030003440	S.RES ERJ3GEYJ 102 V (1 kΩ)	T	29.8/68.9
R421	7030003440	S.RES ERJ3GEYJ 102 V (1 kΩ)	T	31.1/68.9
R422	7030003320	S.RES ERJ3GEYJ 101 V (100 Ω)	T	75.5/14.2
R423	7030003440	S.RES ERJ3GEYJ 102 V (1 kΩ)	B	28/68.9
R424	7030003440	S.RES ERJ3GEYJ 102 V (1 kΩ)	T	42/68.9
R425	7030003320	S.RES ERJ3GEYJ 101 V (100 Ω)	T	74.2/14.2
R426	7030003560	S.RES ERJ3GEYJ 103 V (10 kΩ)	T	71.5/14.2
R427	7030003560	S.RES ERJ3GEYJ 103 V (10 kΩ)	B	80.9/10.8
R428	7030003320	S.RES ERJ3GEYJ 101 V (100 Ω)	T	72.9/14.2
R429	7030003320	S.RES ERJ3GEYJ 101 V (100 Ω)	T	78.1/14.2
R430	7030003320	S.RES ERJ3GEYJ 101 V (100 Ω)	T	80.7/14.2
R431	7030003320	S.RES ERJ3GEYJ 101 V (100 Ω)	T	76.8/14.2
R432	7030003320	S.RES ERJ3GEYJ 101 V (100 Ω)	B	75.3/13.4
R433	7030003440	S.RES ERJ3GEYJ 102 V (1 kΩ)	T	27.2/68.9
R434	7030003320	S.RES ERJ3GEYJ 101 V (100 Ω)	B	85.4/8
R435	7030003320	S.RES ERJ3GEYJ 101 V (100 Ω)	T	79.4/14.2
R436	7030003320	S.RES ERJ3GEYJ 101 V (100 Ω)	B	22/15
R437	7030003320	S.RES ERJ3GEYJ 101 V (100 Ω)	B	73.4/12.5
R438	7030003480	S.RES ERJ3GEYJ 222 V (2.2 kΩ)	B	87.4/10.8
R439	7030003680	S.RES ERJ3GEYJ 104 V (100 kΩ)	T	86.5/13.4
R440	7030003640	S.RES ERJ3GEYJ 473 V (47 kΩ)	T	71.5/17.4
R500	7030003560	S.RES ERJ3GEYJ 103 V (10 kΩ)	T	80.4/66.8
R501	7030000420	S.RES MCR10EZHZ 2.2 kΩ	T	78.1/70.1
R502	7030003470	S.RES ERJ3GEYJ 182 V (1.8 kΩ)	B	72/73.7
R503	7030003530	S.RES ERJ3GEYJ 562 V (5.6 kΩ)	T	108.4/65.2
R504	7030003500	S.RES ERJ3GEYJ 332 V (3.3 kΩ)	T	111/65.2
R505	7030000020	S.RES MCR10EZHZ 1 Ω (010)	B	112.2/71.7
R506	7030003640	S.RES ERJ3GEYJ 473 V (47 kΩ)	B	66.7/71.9
R507	7030003570	S.RES ERJ3GEYJ 123 V (12 kΩ)	B	68/71.9
R508	7030003640	S.RES ERJ3GEYJ 473 V (47 kΩ)	B	68/74.5
R509	7030003600	S.RES ERJ3GEYJ 223 V (22 kΩ)	T	109.7/65.2
R510	7030003520	S.RES ERJ3GEYJ 472 V (4.7 kΩ)	T	69.8/70.1
R511	7030000180	S.RES MCR10EZHZ 22 Ω (220)	T	81.4/68.4
R512	7030000180	S.RES MCR10EZHZ 22 Ω (220)	T	81.4/70.1
R513	7030000420	S.RES MCR10EZHZ 2.2 kΩ	T	78.1/68.4
R550	7030003550	S.RES ERJ3GEYJ 822 V (8.2 kΩ)	B	3.9/59.5
R551	7030003580	S.RES ERJ3GEYJ 153 V (15 kΩ)	B	3.9/57.8
R552	7030003550			

[LOGIC-1 UNIT]

REF NO.	ORDER NO.	DESCRIPTION	M.	H/V LOCATION
R559	7030003530	S.RES ERJ3GEYJ 562 V (5.6 kΩ)	B	12.4/62.6
R560	7030003680	S.RES ERJ3GEYJ 104 V (100 kΩ)	T	17.8/52.2
R561	7030003560	S.RES ERJ3GEYJ 103 V (10 kΩ)	B	12.9/52.4
R562	7030003460	S.RES ERJ3GEYJ 152 V (1.5 kΩ)	B	15.8/62.2
R563	7030003200	S.RES ERJ3GEYJ 100 V (10 Ω)	T	18.8/68.8
R564	7030003200	S.RES ERJ3GEYJ 100 V (10 Ω)	T	19.2/63.6
R566	7030003480	S.RES ERJ3GEYJ 222 V (2.2 kΩ)	B	12.1/54.3
R567	7030003640	S.RES ERJ3GEYJ 473 V (47 kΩ)	B	13.6/49
R568	7030003340	S.RES ERJ3GEYJ 151 V (150 Ω)	B	11.9/51
R569	7030003600	S.RES ERJ3GEYJ 223 V (22 kΩ)	B	13.7/62.7
C1	4030011600	S.CER C1608 JB 1E 104K-T	T	2.9/19.5
C2	4030007170	S.CER C1608 CH 1H 221J-T	T	2.9/22.2
C3	4030011600	S.CER C1608 JB 1E 104K-T	T	7.1/22.7
C4	4550006250	S.TAN TEESVA 1A 106M8L	T	5.4/21.5
C5	4030011600	S.CER C1608 JB 1E 104K-T	T	8.5/22.7
C6	4550006250	S.TAN TEESVA 1A 106M8L	T	10.2/22.4
C7	4030010760	S.CER C1608 CH 1H 331J-T	T	13.4/21.6
C8	4030009580	S.CER C1608 JB 1H 681K-T	T	12.9/23.5
C9	4030011600	S.CER C1608 JB 1E 104K-T	T	14.8/20
C11	4030011600	S.CER C1608 JB 1E 104K-T	B	11.5/30
C12	4550006250	S.TAN TEESVA 1A 106M8L	T	18.3/43.2
C13	4030011600	S.CER C1608 JB 1E 104K-T	T	2.3/38.7
C14	4550006250	S.TAN TEESVA 1A 106M8L	T	24.2/39.9
C15	4030007090	S.CER C1608 CH 1H 470J-T	T	38.9/61.8
C16	4030011600	S.CER C1608 JB 1E 104K-T	T	30.8/61.8
C17	4030011600	S.CER C1608 JB 1E 104K-T	B	36.6/50.3
C18	4030011600	S.CER C1608 JB 1E 104K-T	T	41/49
C19	4030011600	S.CER C1608 JB 1E 104K-T	T	32.6/41
C20	4030011600	S.CER C1608 JB 1E 104K-T	B	41.7/47.2
C21	4030011600	S.CER C1608 JB 1E 104K-T	B	27.9/46.8
C22	4030011600	S.CER C1608 JB 1E 104K-T	T	21.6/54.7
C23	4030011600	S.CER C1608 JB 1E 104K-T	T	21.6/50.5
C24	4550006250	S.TAN TEESVA 1A 106M8L	T	29.9/38.6
C25	4550006250	S.TAN TEESVA 1A 106M8L	B	48.9/40.9
C26	4030011600	S.CER C1608 JB 1E 104K-T	T	37.4/39.9
C51	4030006860	S.CER C1608 JB 1H 102K-T	B	44.4/68
C52	4030011600	S.CER C1608 JB 1E 104K-T	T	43.4/65
C53	4030011600	S.CER C1608 JB 1E 104K-T	B	43.9/57.2
C54	4030011600	S.CER C1608 JB 1E 104K-T	B	36.7/38.6
C55	4030011600	S.CER C1608 JB 1E 104K-T	T	54.4/67
C56	4030008560	S.CER C1608 CH 1H 300J-T	T	49/48.4
C57	4030008560	S.CER C1608 CH 1H 300J-T	T	47.7/48.1
C58	4030006900	S.CER C1608 JB 1H 103K-T	B	54.1/39.9
C59	4030011600	S.CER C1608 JB 1E 104K-T	T	61.9/40.6
C60	4030011600	S.CER C1608 JB 1E 104K-T	T	70.4/40.5
C61	4030007090	S.CER C1608 CH 1H 470J-T	B	46.4/51.3
C62	4030007090	S.CER C1608 CH 1H 470J-T	B	61.4/45.7
C63	4030007090	S.CER C1608 CH 1H 470J-T	B	63.3/46.5
C64	4030007090	S.CER C1608 CH 1H 470J-T	B	64.6/41.1
C65	4030007090	S.CER C1608 CH 1H 470J-T	B	57.3/38
C66	4030007090	S.CER C1608 CH 1H 470J-T	B	57.2/36.7
C67	4030007090	S.CER C1608 CH 1H 470J-T	B	71.5/61.3
C68	4030007090	S.CER C1608 CH 1H 470J-T	B	70.3/54.4
C69	4030007090	S.CER C1608 CH 1H 470J-T	B	66/46.2
C71	4030007090	S.CER C1608 CH 1H 470J-T	T	21.6/46
C86	4030006900	S.CER C1608 JB 1H 103K-T	B	47.1/49.5
C88	4030006850	S.CER C1608 JB 1H 471K-T	B	46.3/71.3
C100	4030006850	S.CER C1608 JB 1H 471K-T	B	79.5/40
C101	4030006900	S.CER C1608 JB 1H 103K-T	T	106.1/58.6
C102	4030006900	S.CER C1608 JB 1H 103K-T	T	110.9/57.2
C103	4030006900	S.CER C1608 JB 1H 103K-T	B	113.2/56.4
C104	4030006900	S.CER C1608 JB 1H 103K-T	T	113.1/47.2
C105	4030011600	S.CER C1608 JB 1E 104K-T	T	84.4/51.4
C106	4030007060	S.CER C1608 CH 1H 270J-T	T	94.5/55.9
C107	4030007060	S.CER C1608 CH 1H 270J-T	T	94.5/53.1
C108	4030011600	S.CER C1608 JB 1E 104K-T	T	103/43.3
C109	4030006900	S.CER C1608 JB 1H 103K-T	T	79.8/53.1
C110	4030006900	S.CER C1608 JB 1H 103K-T	T	92.5/53.1
C111	4030006900	S.CER C1608 JB 1H 103K-T	T	92.5/55.9
C112	4030006900	S.CER C1608 JB 1H 103K-T	T	79.8/55.9
C113	4030011600	S.CER C1608 JB 1E 104K-T	T	108.5/27.6
C121	4030007050	S.CER C1608 CH 1H 220J-T	T	11.9/73.8
C122	4030007050	S.CER C1608 CH 1H 220J-T	T	13.5/73.8
C123	4030007050	S.CER C1608 CH 1H 220J-T	T	14.9/73.8
C124	4030007050	S.CER C1608 CH 1H 220J-T	T	16.3/73.8
C126	4030007050	S.CER C1608 CH 1H 220J-T	T	19.1/73.8
C127	4030007050	S.CER C1608 CH 1H 220J-T	T	20.5/73.8
C128	4030007050	S.CER C1608 CH 1H 220J-T	T	21.9/73.8
C150	4030006900	S.CER C1608 JB 1H 103K-T	T	86.5/15.2
C151	4030011600	S.CER C1608 JB 1E 104K-T	T	104/10
C152	4550006700	S.TAN EC2ST1AY106R	T	105.7/10.9
C153	4030012600	S.CER C2012 JB 1A 105M-T	T	91.3/9.3
C154	4030011600	S.CER C1608 JB 1E 104K-T	T	91.5/7.7
C155	4030006860	S.CER C1608 JB 1H 102K-T	T	100.9/6.4
C156	4030006860	S.CER C1608 JB 1H 102K-T	T	104/7.5
C157	4030011600	S.CER C1608 JB 1E 104K-T	B	102.9/9.9
C158	4030011600	S.CER C1608 JB 1E 104K-T	T	91.1/15.3
C159	4030007130	S.CER C1608 CH 1H 101J-T	T	91.4/10.9
C160	4030008890	S.CER C1608 JB 1H 273K-T	B	100/6.2
C161	4030008890	S.CER C1608 JB 1H 273K-T	B	98.2/8.3

[LOGIC-1 UNIT]

REF NO.	ORDER NO.	DESCRIPTION	M.	H/V LOCATION
C162	4030007000	S.CER C1608 CH 1H 090D-T	B	93.3/8.5
C200	4030011600	S.CER C1608 JB 1E 104K-T	B	34.6/54.2
C202	4610001590	S.TRI T3C3R100A110R00	T	24.6/36.1
C203	4030011600	S.CER C1608 JB 1E 104K-T	T	28.1/33.3
C204	4030006980	S.CER C1608 CH 1H 070D-T	T	23.7/32.8
C206	4030006900	S.CER C1608 JB 1H 103K-T	T	17.3/18.8
C207	4030011600	S.CER C1608 JB 1E 104K-T	T	24.2/5.8
C208	4030006900	S.CER C1608 JB 1H 103K-T	T	34.2/5.8
C209	4030011600	S.CER C1608 JB 1E 104K-T	T	43.5/7.8
C210	4030011600	S.CER C1608 JB 1E 104K-T	B	32.1/29.7
C211	4030011600	S.CER C1608 JB 1E 104K-T	B	23.4/26.6
C212	4030009650	S.CER C1608 CH 1H 240J-T	T	39.3/37
C213	4030006980	S.CER C1608 CH 1H 070D-T	B	32.3/33
C214	4030006900	S.CER C1608 JB 1H 103K-T	B	38.1/30.3
C215	4610001590	S.TRI T3C3R100A110R00	T	32/33.8
C216	4550006780	S.TAN TEESVB2 0J 476M8R	B	48.8/25.6
C300	4550006250	S.TAN TEESVA 1A 106M8L	T	56.5/15.4
C301	40300010040	S.CER C1608 JB 1H 561K-T	T	59/22.1
C302	4030009490	S.CER C1608 JB 1H 821K-T	T	65/19.4
C303	4340000270	S.MLR ECHU 1H 121GB5	T	60.7/16.5
C304	4030007170	S.CER C1608 CH 1H 221J-T	T	67.4/14.3
C305	4030007170	S.CER C1608 CH 1H 221J-T	T	67.7/15.4
C306	4030007170	S.CER C1608 CH 1H 221J-T	T	65/16.8
C307	4030007170	S.CER C1608 CH 1H 221J-T	T	65/14.2
C308	4550005980	S.TAN TEESVA 1A 475M8L	T	60.3/11.7
C309	4030010760	S.CER C1608 CH 1H 331J-T	T	61.8/13.4
C310	4550006250	S.TAN TEESVA 1A 106M8L	T	55.2/26.5
C311	4030010040	S.CER C1608 JB 1H 561K-T	T	57.6/33.2
C312	4030009490	S.CER C1608 JB 1H 821K-T	T	63.6/30.5
C313	4340000270	S.MLR ECHU 1H 121GB5	T	59.4/27.6
C314	4030007170	S.CER C1608 CH 1H 221J-T	T	68.1/32.3
C315	4030007170	S.CER C1608 CH 1H 221J-T	T	68.1/33.6
C316	4030007170	S.CER C1608 CH 1H 221J-T	T	65.5/29.7
C317	4030007170	S.CER C1608 CH 1H 221J-T	T	68.1/29.7
C318	4550005980	S.TAN TEESVA 1A 475M8L	T	63.4/25.8
C319	4030010760	S.CER C1608 CH 1H 331J-T	T	65.1/22.4
C320	4510005600	S.ELE ECEV1CS100SR	B	59.6/21.7
C349	4550006250	S.TAN TEESVA 1A 106M8L	B	87.7/24.7
C350	4030011600	S.CER C1608 JB 1E 104K-T	T	82/20.4
C351	4030011600	S.CER C1608 JB 1E 104K-T	T	90.8/26.5
C352	4030011600	S.CER C1608 JB 1E 104K-T	T	76.5/22.3
C353	4030011810	S.CER C1608 JB 1A 224K-T	T	92.4/27.1
C354	4030011600	S.CER C1608 JB 1E 104K-T	T	93.7/27.1
C355	4030006860	S.CER C1608 JB 1H 102K-T	T	96.5/23.7
C356	4030006860	S.CER C1608 JB 1H 102K-T	T	96.5/22.4
C357	4030011600	S.CER C1608 JB 1E 104K-T	T	100.6/26.3
C358	4030006860	S.CER C1608 JB 1H 102K-T	T	101.3/21
C359	4030008920	S.CER C1608 JB 1H 473K-T	B	85.7/22.7
C360	4030011600	S.CER C1608 JB 1E 104K-T	T	104.8/16.4
C361	4030011810	S.CER C1608 JB 1A 224K-T	T	93.3/19.7
C362	4030011600	S.CER C1608 JB 1E 104K-T	B	85.2/17.8
C363	4030008920	S.CER C1608 JB 1H 473K-T	T	82/17.8
C364	4030011600	S.CER C1608 JB 1E 104K-T	T	93.3/18.4
C400	4030006850	S.CER C1608 JB 1H 471K-T	T	17.6/5.9
C401	4030007090	S.CER C1608 CH 1H 470J-T	T	17.6/7.2
C402	4030006900	S.CER C1608 JB 1H 103K-T	B	82/17.6
C403	4030007090	S.CER C1608 CH 1H 470J-T	B	16.8/19.1
C404	4030007090	S.CER C1608 CH 1H 470J-T	B	18.1/18.7
C405	4030007090	S.CER C1608 CH 1H 470J-T	B	15.5/19.1
C406	4030007090	S.CER C1608 CH 1H 470J-T	B	14.2/19.1
C407	4030007090	S.CER C1608 CH 1H 470J-T	T	38.8/68.1
C408	4030007090	S.CER C1608 CH 1H 470J-T	B	83.4/10.8
C409	4030007130	S.CER C1608 CH 1H 101J-T	B	77.1/14.2
C410	4030007130	S.CER C1608 CH 1H 101J-T	T	76.8/17.6
C411	4030007130	S.CER C1608 CH 1H 101J-T	B	83.9/17.8
C412	4030007130	S.CER C1608 CH 1H 101J-T	B	86.6/13.4
C413	4030007090	S.CER C1608 CH 1H 470J-T	T	43.3/68.9
C414	4030007090	S.CER C1608 CH 1H 470J-T	B	31.7/65.5
C415	4030007090	S.CER C1608 CH 1H 470J-T	B	30.4/65.5
C416	4030007090	S.CER C1608 CH 1H 470J-T	B	31.2/68.2
C417	4030007090	S.CER C1608 CH 1H 470J-T	B	29.1/65.5
C418	4030007090	S.CER C1608 CH 1H 470J-T	B	27.8/65.5
C419	4030007090	S.CER C1608 CH 1H 470J-T	B	26.5/65.5
C420	4030007090	S.CER C1608 CH 1H 470J-T	B	41.6/74.7
C421	4030007090	S.CER C1608 CH 1H 470J-T	B	29.7/71.8
C422	4030007090	S.CER C1608 CH 1H 470J-T	B	8.2/15.4
C423	4030007090	S.CER C1608 CH 1H 470J-T	B	9.5/15.4
C424	4030007090	S.CER C1608 CH 1H 470J-T	B	72/16.8
C425	4030007090	S.CER C1608 CH 1H 470J-T	B	71.3/14.2
C426	4030007090	S.CER C1608 CH 1H 470J-T	B	73.4/10.7
C427	4030007090	S.CER C1608 CH 1H 470J-T	T	74.9/18.1
C428	4030007090	S.CER C1608 CH 1H 470J-T	B	76.9/16.9
C429	4030007090	S.CER C1608 CH 1H 470J-T	T	78.1/16.8
C430	4030007090	S.CER C1608 CH 1H 470J-T	T	79.4/16.8
C431	4030007090	S.CER C1608 CH 1H 470J-T	B	87.3/7.2
C432	4030007090	S.CER C1608 CH 1H 470J-T	B	80.6/17.6
C433	4030007090	S.CER C1608 CH 1H 470J-T	B	80.9/14.2
C434	4030007090	S.CER C1608 CH 1H 470J-T	B	

[LOGIC-1 UNIT]

REF NO.	ORDER NO.	DESCRIPTION	M.	H/V LOCATION
C443	4030011810	S.CER C1608 JB 1A 224K-T	B	71.3/18.6
C500	4510004640	S.ELE ECEV1CA470SP	B	84.4/63.5
C501	4030011600	S.CER C1608 JB 1E 104K-T	T	84.1/66.4
C502	4030011600	S.CER C1608 JB 1E 104K-T	T	86.5/67
C503	4510004640	S.ELE ECEV1CA470SP	B	96.2/63.9
C504	4030006850	S.CER C1608 JB 1H 471K-T	T	86.5/65.7
C506	4030011600	S.CER C1608 JB 1E 104K-T	T	58.6/7.5
C509	4550006250	S.TAN TEESVA 1A 106M8L	T	85.3/64
C510	4030011600	S.CER C1608 JB 1E 104K-T	T	97.4/17.8
C511	4030011600	S.CER C1608 JB 1E 104K-T	T	90.5/64.2
C512	4550006250	S.TAN TEESVA 1A 106M8L	T	88.8/64.4
C513	4510007130	S.ELE EEFCD QJ 470R	T	98.6/73.1
C514	4030006850	S.CER C1608 JB 1H 471K-T	T	109.3/75.9
C515	4510005820	S.ELE ECEV1CA101P	B	109.5/63.3
C516	4510005600	S.ELE ECEV1CS100SR	B	64.2/76
C517	4030011600	S.CER C1608 JB 1E 104K-T	T	66.9/75.3
C518	4030011600	S.CER C1608 JB 1E 104K-T	T	64.5/72.5
C519	4550006250	S.TAN TEESVA 1A 106M8L	T	65.2/69.9
C520	4550006200	S.TAN ECST0JY106R	T	71.7/75.7
C521	4550006200	S.TAN ECST0JY106R	B	69.4/64.9
C522	4550006620	S.TAN ECST0JY226R	T	96.6/65.7
C550	4030008560	S.CER C1608 CH 1H 300J-T	T	4.2/63
C551	4030008560	S.CER C1608 CH 1H 300J-T	T	4.2/48
C552	4030011600	S.CER C1608 JB 1E 104K-T	B	14.3/57.6
C553	4030011600	S.CER C1608 JB 1E 104K-T	B	15.4/53.9
C554	4030011600	S.CER C1608 JB 1E 104K-T	T	18.1/56.2
C555	4030008880	S.CER C1608 JB 1H 223K-T	T	24/61
C556	4030007070	S.CER C1608 CH 1H 330J-T	B	18.7/64.1
C557	4550006200	S.TAN ECST0JY106R	T	13/68.2
C558	4030006900	S.CER C1608 JB 1H 103K-T	T	10.1/70.3
C559	4030007090	S.CER C1608 CH 1H 470J-T	T	84/55.1
C560	4030007090	S.CER C1608 CH 1H 470J-T	B	79.5/41.3
C561	4030007090	S.CER C1608 CH 1H 470J-T	T	85.7/51.4
C562	4030007090	S.CER C1608 CH 1H 470J-T	T	88.3/52.4
C563	4030007090	S.CER C1608 CH 1H 470J-T	T	103/42
C564	4030007090	S.CER C1608 CH 1H 470J-T	T	99.3/30
C565	4030007090	S.CER C1608 CH 1H 470J-T	B	96.2/34.6
C566	4030007090	S.CER C1608 CH 1H 470J-T	T	90.6/27.8
C567	4030007090	S.CER C1608 CH 1H 470J-T	T	85.4/27.8
C568	4030007090	S.CER C1608 CH 1H 470J-T	T	85.4/26.5
C569	4030007090	S.CER C1608 CH 1H 470J-T	T	78.8/28.4
C570	4030007090	S.CER C1608 CH 1H 470J-T	T	81.7/27.8
C571	4030007090	S.CER C1608 CH 1H 470J-T	B	93.2/44.5
C572	4030007090	S.CER C1608 CH 1H 470J-T	B	90.3/47.7
C573	4030007090	S.CER C1608 CH 1H 470J-T	B	89/47.7
C574	4030007090	S.CER C1608 CH 1H 470J-T	T	78.5/55.9
C575	4030007090	S.CER C1608 CH 1H 470J-T	T	78.5/53.1
C576	4030007090	S.CER C1608 CH 1H 470J-T	T	91.2/53.1
C577	4030007090	S.CER C1608 CH 1H 470J-T	T	91.2/55.9
C578	4030007090	S.CER C1608 CH 1H 470J-T	B	12.3/49
C579	4030007090	S.CER C1608 CH 1H 470J-T	B	10.7/47
J50	6510019270	S.CNR 52365-0691	T	5.1/43.9
J100	6510021290	S.CNR S10B-ZR-SM3A-TF	B	18.7/77.2
J101	6510022820	S.CNR AXN430C530P	B	17.2/8.8
J300	6510018350	S.CNR S3B-ZR-SM3A-TF	T	13.9/12.4
J400	6510022710	S.CNR 30FLZ-SM1-TB	T	78/7.7
J401	6510022710	S.CNR 30FLZ-SM1-TB	T	35/74.4
DS100	5040002050	LED SPR-39MVWF		
DS101	5040002050	LED SPR-39MVWF		
DS102	5040002050	LED SPR-39MVWF		
T100	5920000800	TSM 20F001N <YCL>		
W1	7030003860	S.RES ERJ3GE JPW V	T	11.9/20.1
W2	7030003860	S.RES ERJ3GE JPW V	B	12.3/31.9
W50	7030003860	S.RES ERJ3GE JPW V	T	51.8/67
W51	7030003860	S.RES ERJ3GE JPW V	B	47/59.2
W52	7030003860	S.RES ERJ3GE JPW V	B	59.2/64.3
W125	7030003860	S.RES ERJ3GE JPW V	T	17.7/73.8
W126	7030003860	S.RES ERJ3GE JPW V	T	10.4/76.8
W129	7030003860	S.RES ERJ3GE JPW V	T	23.3/73.8
W200	7030003860	S.RES ERJ3GE JPW V	B	58.3/16
W213	7030003860	S.RES ERJ3GE JPW V	B	43.7/29.1
W300	7030003860	S.RES ERJ3GE JPW V	T	55.5/5.8
W310	7030003860	S.RES ERJ3GE JPW V	T	71.6/21.4
W400	7030003860	S.RES ERJ3GE JPW V	B	77.3/12.3
W401	7030003860	S.RES ERJ3GE JPW V	B	77.7/17.3
W402	7030003860	S.RES ERJ3GE JPW V	B	7.7/34.4
W403	7030003860	S.RES ERJ3GE JPW V	B	36/71.1

[LOGIC-1 UNIT]

REF NO.	ORDER NO.	DESCRIPTION	M.	H/V LOCATION
IC1160	1150002190	IC RA18H1213G1-21		
J1	6510004910	CNR NR-DS-E 01		
MF1	2710000590	FAN MF40D-12H-001		
W1	8900010890	CBL OPC-1115		
W2	8900010890	CBL OPC-1115		
W3	8900011950	CBL OPC-1224		
EP1	6910000630	BEA FSRH070140RN000B		
EP20	6910011940	BEA ZCAT2436-1330A-BK-M		
EP1160	6910000970	BEA DL-2OP 2.6-3-1.2H		
EP1162	6910000970	BEA DL-2OP 2.6-3-1.2H		

[RC-24] (Optional for some version)

REF NO.	ORDER NO.	DESCRIPTION	M.	H/V LOCATION
IC1	1130009120	S.IC SED1526FOA	B	69.5/29.5
IC2	1140007890	S.IC HD64F3644H	B	111.8/20.4
IC3	1110005940	S.IC S-80842CLMC-B63-T2	B	127.5/23.9
IC4	1130005720	S.IC TC7W04F (TE12L)	B	121/8.2
IC5	1110003390	S.IC AN8005M-(E1)	B	67.9/11.6
IC6	1110002860	S.IC TA75S393F (TE85R)	B	85.6/7.9
Q1	1530002060	S.TR 2SC4081 T106 R	B	133.6/18.1
Q2	1590000720	S.TR DTA144EUA T106	B	120.4/4
Q3	1590000680	S.TR DTC114EUA T106	B	123/2.7
Q6	1590000440	S.TR DTA143ZUA T106	B	90.4/14.6
Q7	1590000440	S.TR DTA143ZUA T106	B	86.9/20.8
Q8	1590000440	S.TR DTA143ZUA T106	B	90.4/17.1
Q9	1590000440	S.TR DTA143ZUA T106	B	90.7/19.7
Q10	1590000680	S.TR DTC114EUA T106	B	93.3/17
Q11	1590000680	S.TR DTC114EUA T106	B	93.3/19.5
Q12	1590000680	S.TR DTC114EUA T106	B	90.4/12.1
Q13	1530002060	S.TR 2SC4081 T106 R	B	34/7.1
D1	1790001280	S.DIO MA111 (TX)	B	134.1/21.7
D3	1790001280	S.DIO MA111 (TX)	B	116.2/2.4
D9	1750000130	S.DIO DA204U T106	B	132.6/10.1
D10	1790001280	S.DIO MA111 (TX)	B	126.3/3.8
D11	1790000660	S.DIO MA728 (TX)	B	126.2/2
D12	1790001280	S.DIO MA111 (TX)	B	129.8/2
D13	1790001280	S.DIO MA111 (TX)	B	114.2/8.4
X1	6050011310	S.XTL CR-717 (9.8304 MHz)	B	97.4/24.4
L1	6200001720	S.COL NL 322522T-1R0J	B	16.2/12.3
R1	7030003810	S.RES ERJ3GEYJ 125 V (1.2 M Ω)	B	90.8/40.5
R2	7310002820	S.TRI RV-158 (RH03A3AS5) 474	B	93.7/39.4
R3	7030003800	S.RES ERJ3GEYJ 105 V (1 M Ω)	B	90/38.6
R4	7030003440	S.RES ERJ3GEYJ 102 V (1 k Ω)	B	129.3/21.5
R5	7030003680	S.RES ERJ3GEYJ 104 V (100 k Ω)	B	130.5/24.7
R6	7030003760	S.RES ERJ3GEYJ 474 V (470 k Ω)	B	134/23.5
R7	7030003560	S.RES ERJ3GEYJ 103 V (10 k Ω)	B	131.7/18.1
R8	7030003720	S.RES ERJ3GEYJ 224 V (220 k Ω)	B	131.8/20.8
R9	7030003720	S.RES ERJ3GEYJ 224 V (220 k Ω)	B	133.7/20.1
R10	7030003680	S.RES ERJ3GEYJ 104 V (100 k Ω)	B	102/15.9
R11	7030003800	S.RES ERJ3GEYJ 105 V (1 M Ω)	B	100.8/22.2
R12	7030003680	S.RES ERJ3GEYJ 104 V (100 k Ω)	B	102.3/27.5
R13	7030003680	S.RES ERJ3GEYJ 104 V (100 k Ω)	B	109.8/10.5
R16	7030003680	S.RES ERJ3GEYJ 104 V (100 k Ω)	B	118.4/3.9
R17	7030003680	S.RES ERJ3GEYJ 104 V (100 k Ω)	B	123.2/4.7
R18	7030003680	S.RES ERJ3GEYJ 104 V (100 k Ω)	B	120.3/13
R19	7030003680	S.RES ERJ3GEYJ 104 V (100 k Ω)	B	120.3/11.7
R27	7030003340	S.RES ERJ3GEYJ 151 V (150 Ω)	B	84.5/23.2
R28	7030003340	S.RES ERJ3GEYJ 151 V (150 Ω)	B	87.3/23.2
R29	7030003370	S.RES ERJ3GEYJ 271 V (270 Ω)	B	85/20.9
R30	7030003440	S.RES ERJ3GEYJ 102 V (1 k Ω)	B	93.3/21.7
R31	7030003440	S.RES ERJ3GEYJ 102 V (1 k Ω)	B	93.3/23
R32	7030003390	S.RES ERJ3GEYJ 391 V (390 Ω)	B	90.6/23
R34	7030003360	S.RES ERJ3GEYJ 221 V (220 Ω)	B	88.8/19.9
R35	7030003680	S.RES ERJ3GEYJ 104 V (100 k Ω)	B	124.2/27.1
R36	7030003680	S.RES ERJ3GEYJ 104 V (100 k Ω)	B	124.2/23.2
R37	7030003680	S.RES ERJ3GEYJ 104 V (100 k Ω)	B	124.2/24.5

[RC-24] (Optional for some version)

REF NO.	ORDER NO.	DESCRIPTION	M.	H/V LOCATION
R38	7030003680	S.RES ERJ3GEYJ 104 V (100 kΩ)	B	124.2/25.8
R39	7030003680	S.RES ERJ3GEYJ 104 V (100 kΩ)	B	124.2/12.8
R40	7030003680	S.RES ERJ3GEYJ 104 V (100 kΩ)	B	124.2/14.1
R41	7030003680	S.RES ERJ3GEYJ 104 V (100 kΩ)	B	124.2/15.4
R42	7030003680	S.RES ERJ3GEYJ 104 V (100 kΩ)	B	124.2/16.7
R43	7030003680	S.RES ERJ3GEYJ 104 V (100 kΩ)	B	124.2/19.3
R44	7030003680	S.RES ERJ3GEYJ 104 V (100 kΩ)	B	124.2/21.9
R45	7030003680	S.RES ERJ3GEYJ 104 V (100 kΩ)	B	124.2/20.6
R48	7030003440	S.RES ERJ3GEYJ 102 V (1 kΩ)	B	134.6/10.1
R49	7030003600	S.RES ERJ3GEYJ 223 V (22 kΩ)	B	114.3/5.3
R51	7030003640	S.RES ERJ3GEYJ 473 V (47 kΩ)	B	109.8/9.3
R52	7030003640	S.RES ERJ3GEYJ 473 V (47 kΩ)	B	11.2/36.2
R53	7030003640	S.RES ERJ3GEYJ 473 V (47 kΩ)	B	7.8/36.2
R54	7030003480	S.RES ERJ3GEYJ 222 V (2.2 kΩ)	B	129.4/3.8
R55	7030003440	S.RES ERJ3GEYJ 102 V (1 kΩ)	B	131.6/4.6
R56	7030003620	S.RES ERJ3GEYJ 333 V (33 kΩ)	B	88/7.9
R57	7030003470	S.RES ERJ3GEYJ 182 V (1.8 kΩ)	B	81.9/7.3
R58	7030003680	S.RES ERJ3GEYJ 104 V (100 kΩ)	B	83.2/7.9
R59	7030003500	S.RES ERJ3GEYJ 332 V (3.3 kΩ)	B	90.8/8.5
R60	7030003400	S.RES ERJ3GEYJ 471 V (470 Ω)	B	37.3/16.7
R61	7030003620	S.RES ERJ3GEYJ 333 V (33 kΩ)	B	32.1/7.6
R62	7030003620	S.RES ERJ3GEYJ 333 V (33 kΩ)	B	30.8/7.6
R63	7030003390	S.RES ERJ3GEYJ 391 V (390 Ω)	B	36.1/7.6
R64	7030005420	S.RES ERJ3GEYJ 202 V (2 kΩ)	B	21.6/9.5
R65	7030003500	S.RES ERJ3GEYJ 332 V (3.3 kΩ)	B	36.8/9.9
C1	4030011600	S.CER C1608 JB 1E 104K-T	B	79.2/40.5
C2	4030011600	S.CER C1608 JB 1E 104K-T	B	80.5/40.5
C3	4030011600	S.CER C1608 JB 1E 104K-T	B	81.8/40.5
C4	4030011600	S.CER C1608 JB 1E 104K-T	B	83.1/40.5
C5	4030011600	S.CER C1608 JB 1E 104K-T	B	84.4/40.5
C6	4030012600	S.CER C2012 JB 1A 105M-T	B	86.1/30.9
C7	4030012600	S.CER C2012 JB 1A 105M-T	B	82.4/31.2
C8	4030008630	S.CER C1608 JF 1H 104Z-T	B	77.4/40.5
C9	4030008660	S.CER C1608 JB 1H 102K-T	B	81.4/28.8
C10	4030009000	S.CER C2012 JB 1C 224K-T	B	130.9/23.1
C11	4030006900	S.CER C1608 JB 1H 103K-T	B	100.1/15.1
C12	4550003220	S.TAN TEESVA 1E 105M8L	B	97.4/14.8
C13	4030007030	S.CER C1608 CH 1H 150J-T	B	100.8/25.6
C14	4030007030	S.CER C1608 CH 1H 150J-T	B	100.8/19.5
C15	4030006860	S.CER C1608 JB 1H 102K-T	B	107.8/9.7
C16	4030006900	S.CER C1608 JB 1H 103K-T	B	109.8/8.1
C17	4030008630	S.CER C1608 JF 1H 104Z-T	B	119.7/28.3
C18	4030008630	S.CER C1608 JF 1H 104Z-T	B	74.5/11.5
C19	4030006850	S.CER C1608 JB 1H 471K-T	B	73.2/11.5
C20	4550006250	S.TAN TEESVA 1A 106M8L	B	71.5/12.3
C21	4550003220	S.TAN TEESVA 1E 105M8L	B	64.4/12.1
C22	4030008630	S.CER C1608 JF 1H 104Z-T	B	62.7/11.3
C23	4030006850	S.CER C1608 JB 1H 471K-T	B	61.4/11.3
C24	4030006850	S.CER C1608 JB 1H 471K-T	B	60.1/11.3
C25	4030006850	S.CER C1608 JB 1H 471K-T	B	51.9/7.6
C26	4030008630	S.CER C1608 JF 1H 104Z-T	B	117.1/5.4
C27	4030006860	S.CER C1608 JB 1H 102K-T	B	5.2/9.8
C28	4030007090	S.CER C1608 CH 1H 470J-T	B	6.5/9.8
C30	4030006860	S.CER C1608 JB 1H 102K-T	B	9.1/9.8
C32	4030007090	S.CER C1608 CH 1H 470J-T	B	92.1/4.3
C34	4030007090	S.CER C1608 CH 1H 470J-T	B	28.8/3.2
C35	4030007090	S.CER C1608 CH 1H 470J-T	B	41.9/4.2
C36	4030007090	S.CER C1608 CH 1H 470J-T	B	54.9/4.2
C37	4030007090	S.CER C1608 CH 1H 470J-T	B	67.9/4.2
C38	4030007090	S.CER C1608 CH 1H 470J-T	B	77.3/4.2
C39	4030007090	S.CER C1608 CH 1H 470J-T	B	94.1/30.2
C40	4030007090	S.CER C1608 CH 1H 470J-T	B	99.5/16.8
C41	4030007090	S.CER C1608 CH 1H 470J-T	B	110/35.9
C42	4030007090	S.CER C1608 CH 1H 470J-T	B	114.3/31.2
C43	4030007090	S.CER C1608 CH 1H 470J-T	B	116.9/31.2
C44	4030007090	S.CER C1608 CH 1H 470J-T	B	109.5/5.4
C45	4030007090	S.CER C1608 CH 1H 470J-T	B	118/36.9
C46	4030007090	S.CER C1608 CH 1H 470J-T	B	115.6/31.2
C47	4030007090	S.CER C1608 CH 1H 470J-T	B	118.2/31.2
C48	4030007090	S.CER C1608 CH 1H 470J-T	B	115.7/6.2
C49	4030007090	S.CER C1608 CH 1H 470J-T	B	128.6/36.9
C50	4030007090	S.CER C1608 CH 1H 470J-T	B	126.9/28.1
C51	4030007090	S.CER C1608 CH 1H 470J-T	B	127.2/17.6
C52	4030007090	S.CER C1608 CH 1H 470J-T	B	128.7/5.4
C53	4510004440	S.ELE ECEV1HA010SR	B	26.8/7
C54	4510004440	S.ELE ECEV1HA010SR	B	41.9/8.8
C55	4510005300	S.ELE ECEV1AA330SR	B	41.2/14.2
C56	4510005300	S.ELE ECEV1AA330SR	B	32/12.7
C57	4030006860	S.CER C1608 JB 1H 102K-T	B	21.6/7.8
C59	4030007090	S.CER C1608 CH 1H 470J-T	B	53.9/10.3
C60	4030007090	S.CER C1608 CH 1H 470J-T	B	72.1/7.8
C61	4030011600	S.CER C1608 JB 1E 104K-T	B	80.6/9.1
C62	4030007130	S.CER C1608 CH 1H 101J-T	B	85.6/5.6
C63	4030006900	S.CER C1608 JB 1H 103K-T	B	34.1/9.1
C64	4030006900	S.CER C1608 JB 1H 103K-T	B	38.4/7.4
J1	6450001470	CNR 95003-2881	T	9.7/6.1
J2	6510019420	S.CNR B8B-ZR-SM3-TF	B	53.4/16.7
J3	6510019270	S.CNR 52365-0691	B	94.5/10.5

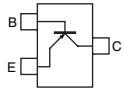
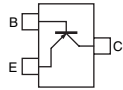
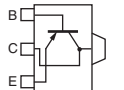
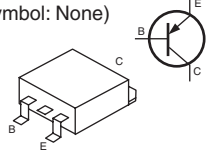
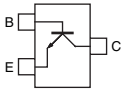
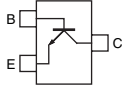
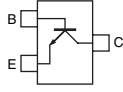
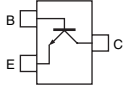
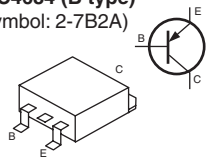
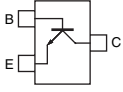
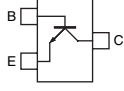
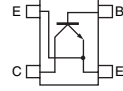
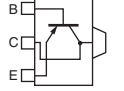
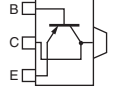
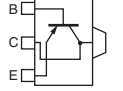
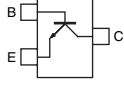
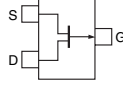
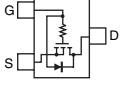
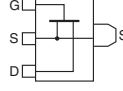
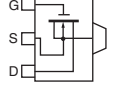
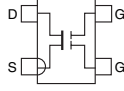
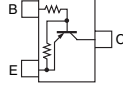
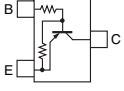
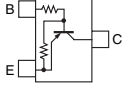
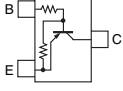
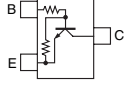
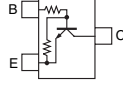
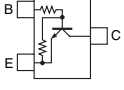
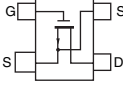
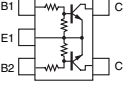
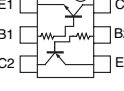
[RC-24] (Optional for some versions)

REF NO.	ORDER NO.	DESCRIPTION	M.	H/V LOCATION
DS2	5040002470	S.LED FY1112H	T	31/26.4
DS3	5040002470	S.LED FY1112H	T	42.5/26.4
DS4	5040002470	S.LED FY1112H	T	54/26.4
DS5	5040002470	S.LED FY1112H	T	65.5/26.4
DS6	5040002470	S.LED FY1112H	T	77/26.4
DS7	5040002030	S.LED CL-170Y-CD-T	T	94/26.4
DS8	5040002030	S.LED CL-170Y-CD-T	T	124.7/31.6
DS10	5040002030	S.LED CL-170Y-CD-T	T	124.7/10.6
DS11	5040002030	S.LED CL-170Y-CD-T	T	113.7/31.6
DS13	5040002030	S.LED CL-170Y-CD-T	T	113.7/10.6
DS14	5040002030	S.LED CL-170Y-CD-T	T	34.5/4.2
DS15	5040002030	S.LED CL-170Y-CD-T	T	60.5/4.2
DS16	5040002030	S.LED CL-170Y-CD-T	T	86.5/4.2
S21	2250000270	ECR RH90N74E20-16F-1738	T	9.5/32.2
W3	7030000010	S.RES MCR10EZHZ JPW (000)	T	124.7/21.1
W4	7030000010	S.RES MCR10EZHZ JPW (000)	T	113.7/21.1
EP20	6910014690	S.BEA MPZ1608S221A-T	B	49.6/11
EP21	6910014690	S.BEA MPZ1608S221A-T	B	51.1/11
EP22	6910014690	S.BEA MPZ1608S221A-T	B	53.4/11.6
EP23	6910014690	S.BEA MPZ1608S221A-T	B	29.9/20
EP24	6910014690	S.BEA MPZ1608S221A-T	B	26.5/20.8
EP25	6910014690	S.BEA MPZ1608S221A-T	B	58.6/11.1
EP26	6910014690	S.BEA MPZ1608S221A-T	B	48.2/11
EP27	6910014690	S.BEA MPZ1608S221A-T	B	55.7/11


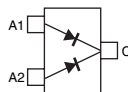
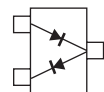


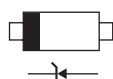

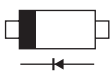

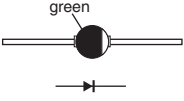

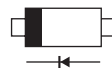



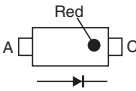




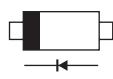
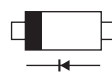
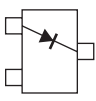
M.=Mounted side (T: Mounted on the Top side, B: Mounted on the Bottom side)
S.=Surface mount

SECTION 7 SEMI-CONDUCTOR INFORMATION

• TRANSISTORS AND FET's

2SA1362 GR (Symbol: AEG) 	2SA1586 GR (Symbol: SG) 	2SB798 DK (Symbol: DK) 	2SB934 P (Symbol: None) 	2SC4081 R (Symbol: BR) 
2SC4081 S (Symbol: BS) 	2SC4215 O (Symbol: QO) 	2SC4226 R25 (Symbol: R25) 	2SC4684 (B type) (Symbol: 2-7B2A) 	2SC5107 O (Symbol: MFO) 
2SC5195 (Symbol: 88) 	2SC5454 R54 (Symbol: R54) 	2SD999 CK (Symbol: CK) 	2SD1619 T (Symbol: DB) 	2SD1801 S (Symbol: CE) 
2SD2216J S (Symbol: Y) 	2SJ144 GR (Symbol: VG) 	2SK2036 (Symbol: KJ) 	2SK2854 (Symbol: UP) 	2SK2855 (Symbol: UT) 
3SK241 R (Symbol: DU) 	DTA114 EU (Symbol: 16) 	DTA143 TUA (Symbol: 113) 	DTA143 ZU (Symbol: 113) 	DTA144 EU (Symbol: 16) 
DTC114 EU (Symbol: 14) 	DTC143 ZU (Symbol: 123) 	DTC144 EU (Symbol: 26) 	NE34018 (Symbol: V63) 	XP1214 (Symbol: 9H) 
XP4315 (Symbol: CB) 				

• DIODES

<p>1SS355 (Symbol: A)</p> 	<p>1SS364 (Symbol: BF)</p> 	<p>1SS372 (Symbol: N9)</p> 	<p>1SV239 (Symbol: TC)</p> 	<p>1SV245 (Symbol: T3)</p> 
<p>1SV282 (Symbol: TD)</p> 	<p>1SV307 (Symbol: TX)</p> 	<p>1SV308 (Symbol: TX)</p> 	<p>DA204 U (Symbol: K)</p> 	<p>DSA3A1 (Symbol: Green)</p> 
<p>HSM88AS (Symbol: C1)</p> 	<p>HSU88TRF (Symbol: 9)</p> 	<p>MA2S077 (Symbol: S)</p> 	<p>MA2S728 (Symbol: B)</p> 	<p>MA111 (Symbol: 1B)</p> 
<p>MA4PH224 (Symbol: Red)</p> 	<p>MA728 (Symbol: 2A)</p> 	<p>MA8030 H (Symbol: 3^0)</p> 	<p>MA8033 L (Symbol: 3_3)</p> 	<p>MA8062 M (Symbol: 6-2)</p> 
<p>MA8082 M (Symbol: 8-2)</p> 	<p>MA8091 M (Symbol: 9-1)</p> 	<p>SB07-03C (Symbol: J)</p> 		

SECTION 8 MECHANICAL PARTS AND DISASSEMBLY

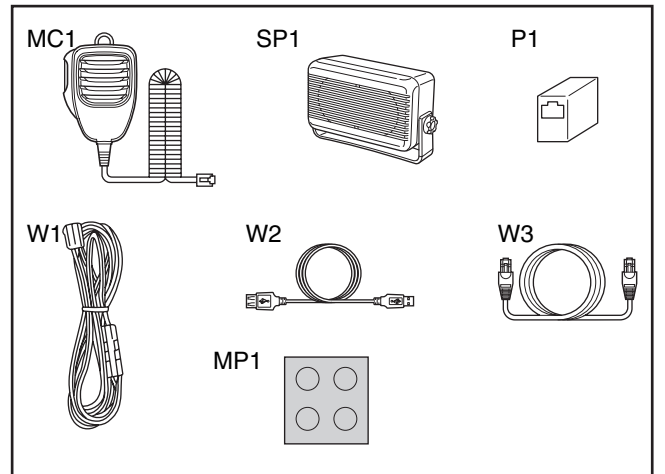
8-1 ID-1

[CHASSIS PARTS]

REF.NO.	ODER NO.	DESCRIPTION	QTY.
EP1160	6910000970	DL-20P 2.6-3-1.2H	1
EP1162	6910000970	DL-20P 2.6-3-1.2H	1
IC1160	1150002190	RA18H1213G1-21	1
J1	6510004910	NR-DS-E 01	1
MF1	2710000590	MF40D-12H-001	1
MP1	8010018711	2506 Chassis-1	1
MP2	8810008660	Screw PH BT M3x8 NI-ZU	2
MP3	8810008660	Screw PH BT M3x8 NI-ZU	2
MP4	8810008660	Screw PH BT M3x8 NI-ZU	7
MP5	8110006640	2047 Cover	1
MP6	8810008450	Screw M4x8 ZK	1
MP9	8110005751	1729 Fan Cover-1	1
MP10	8810009110	Screw M2.6x16 ZK	4
MP13	8930035230	1546 TR-A Clip	1
MP14	8510012210	2047 Main Shield Y445	2
MP15	8930043710	1562 EMER Button (A)	1
MP17	8810007130	Screw H M3x6	4
MP19	8930048350	2146 Lens	3
MP21	8930039612	Thermally Sheet (C)-2 TC100HS (10X10)	1
MP22	8930049650	Thermally Sheet (H)	2
MP23	8930053472	Thermally Sheet (R)-2 TC200HS (10X10)	3
MP24	8930055051	Thermally Sheet (V)-1 TC400HS (10X15)	1
MP26	8510014251	2506 M-Plate-1	1
MP27	8930037120	1647 M-Holder	1
MP28	8930056781	2506 YGR Plate-1 Y938A	1
MP29	8510014241	2506 ANT Plate-1	1
MP36	8310053110	2506 NAME PLATE	1
W1	8900010890	OPC-1115	1
W2	8900010890	OPC-1115	1
W3	8900011950	OPC-1224	1

[ACCESSORIES]

REF.	ORDER. NO.	DESCRIPTION	QTY.
MC1	Optional product	Microphone HM-118N	1
SP1	Optional product	Speaker SP-22	1
P1	5610000270	Connector ALA651B	1
W1	Optional product	Cable OPC-345	1
W2	8900010930	Cable OPC-1127	1
W3	8900010550	Cable OPC-1069	1
MP1	8930055180	Self-adhesive rubber feet	1



[MAIN UNIT]

REF.NO.	ODER NO.	DESCRIPTION	QTY.
MP30	8930014140	Earth Spring (D)	1
MP39	8930054521	Shield Sponge (E)-1	1
MP64	8930056580	Spacer (AD)	4
MP65	8810007130	Screw H M3x6	4
MP70	8930001170	Earth Spring (A) FX294	1
W1330	8900011960	OPC-1216	1

[LOGIC-1 UNIT]

REF.NO.	ORDER. NO.	DESCRIPTION	QTY.
MP6	8930001170	Earth Spring (A)	1

Screw abbreviations BT: Self-tapping
 NI-ZU: Nickel-zinc
 ZK : Black

8-2 RC-24

[CHASSIS PARTS]

REF.NO.	ODER NO.	DESCRIPTION	QTY.
DS1	5030002180	TSC0712-UFTDHW	1
EP2	8930048320	SRCN-2140-SP-N-W	2
MP1	8210015740	2140 Front Panel	1
MP2	8930047980	2140 LCD Holder	1
MP3	8930048290	2140 LCD Filter	1
MP4	8210015770	2140 Reflector	1
MP7	8610009840	Knob N234	1
MP9	8810008760	Screw PH BT M2x8 NI-ZU	5
MP10	8930038230	1765 Rear Seal	1
MP12	8810009060	Screw M3x6 ZK	4
MP13	8210013160	1765 Front Panel	1
MP16	8820000871	1705 Cap Screw-1	3
MP18	8310053110	2506 NAME PLATE	1
MP19	8930059370	2140 Front Key (C)	1
W1	8900010940	OPC-1119	1

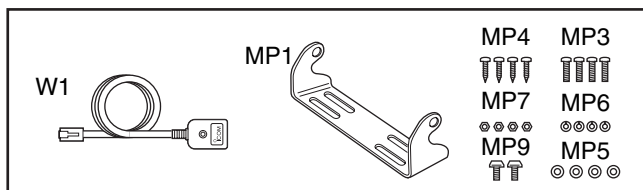
[FRONT UNIT]

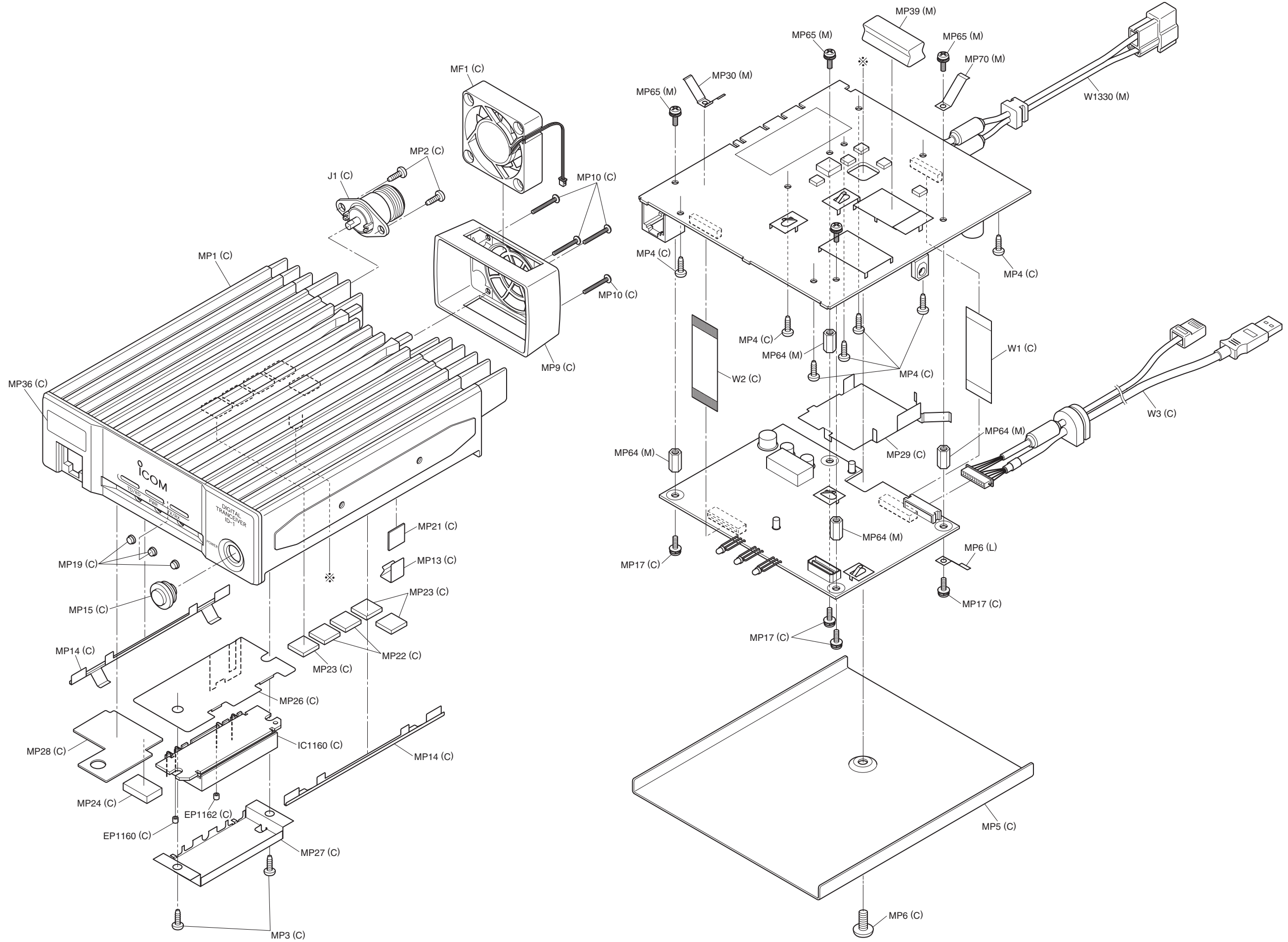
REF.NO.	ODER NO.	DESCRIPTION	QTY.
J1	6450001470	95003-2881	1
S21	2250000270	RH90N74E20-16F-1738	1

Screw abbreviations BT: Self-tapping
 NI-ZU: Nickel-zinc
 ZK : Black

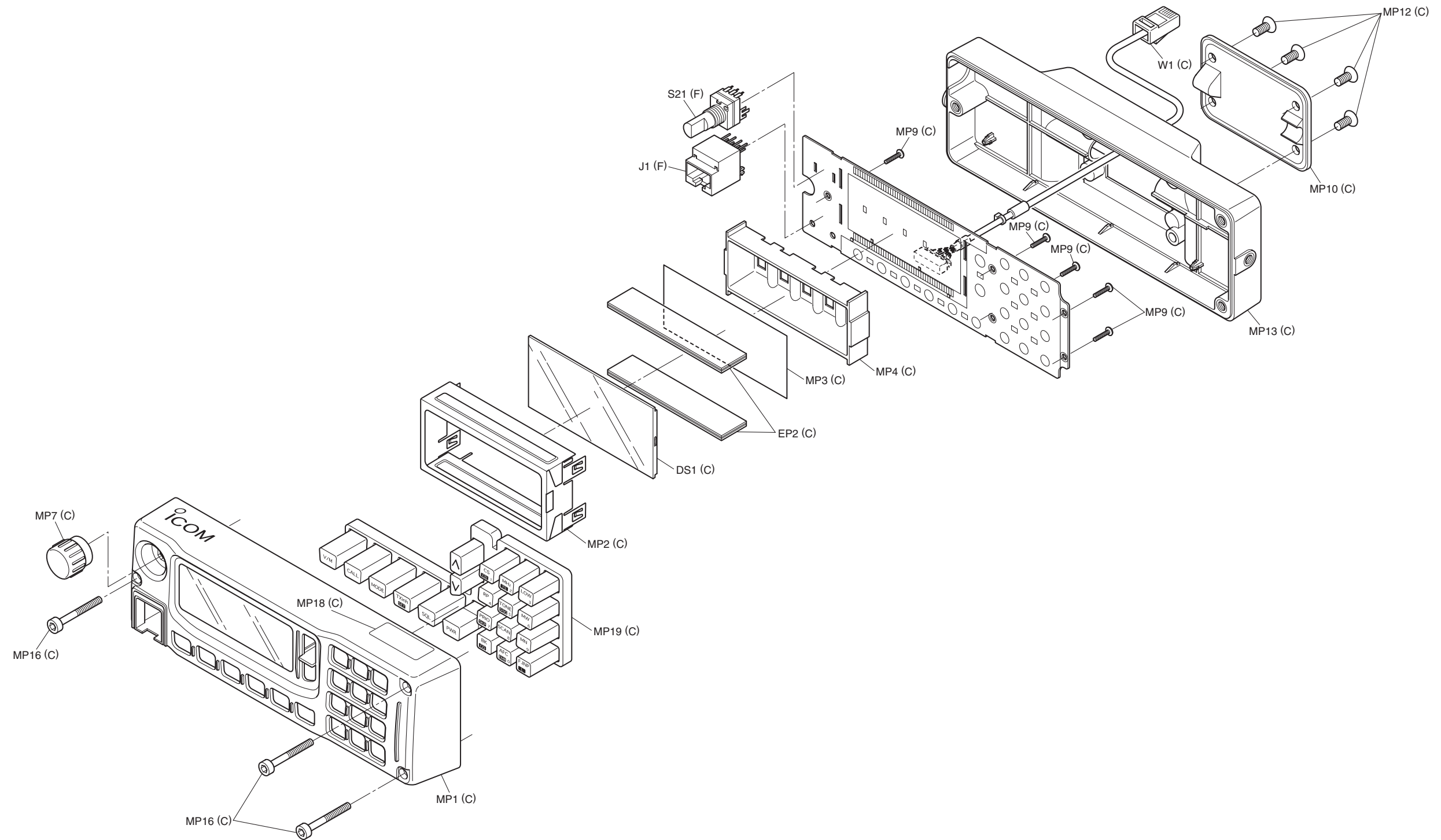
[ACCESSORIES]

REF.	ORDER. NO.	DESCRIPTION	QTY.
W1	Optional product	Cable OPC-647	1
MP1	8010016470	1765 mounting braket	1
MP3	8810000470	Screw PH M5x12(+/-)	4
MP4	8810000950	Screw AO M5x16	4
MP5	8850000150	Flat washer M5 NI BS	4
MP6	8850000390	Spring washer M5	4
MP7	8830000120	Nut M5	4
MP9	8820000910	Screw 1765 SCREW	2





● RC-24



SECTION 9 BOARD LAYOUTS

9-1 MAIN UNIT

• TOP VIEW

J1800
to LOGIC-1 unit J401
30

PCON	PWR/S	1
GND	GND	
GND	GND	
GND	GND	
GND	GND	
GND	GND	
GND	GND	
GND	GND	
GND	GND	
GND	GND	
NC	NC	
HV L	+3	
HV L	+3	
GND	GND	
GND	GND	
NC	NC	
HV L	NC	
HV L	NC	
GND	GND	
FAN C	TXS	
AMULT	VOCTL	
BEEP		

J1602
to LOGIC-1 unit J101
16

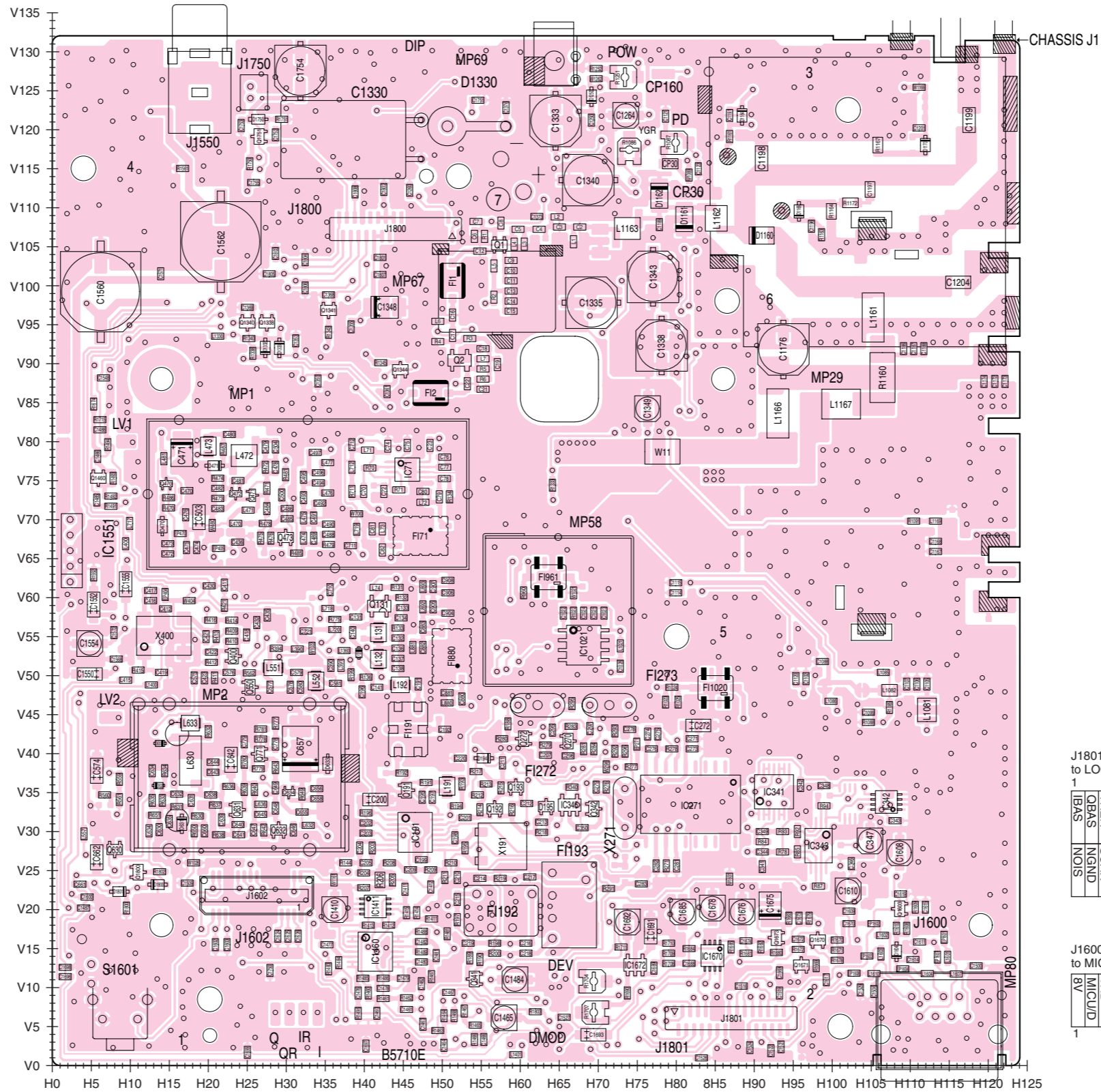
DAF	GND	30
TXSW	GND	
GND	GND	
GND	GND	
GND	GND	
GND	GND	
GND	GND	
GND	GND	
GND	GND	
GND	GND	
P2ST	GND	
P2RS	GND	
PDAT	GND	
PSCK	GND	
GND	GND	
GND	GND	
UNLK	1CON	
SHIFT	POWRS	1

J1801
to LOGIC-1 unit J400
1

PTT	MUD	30
NC	NC	
GENV	RXD	
RSSI	TXD	
+5A	CTOS	
M/E	MIN	
MMULT	GND	
MGND	GND	
GND	W/NS	
GND	TONI	
ADSW	DAMOD	
THE	RMULT	
SCAN	THE	
OBAS	NGND	
IBAS	NOIS	

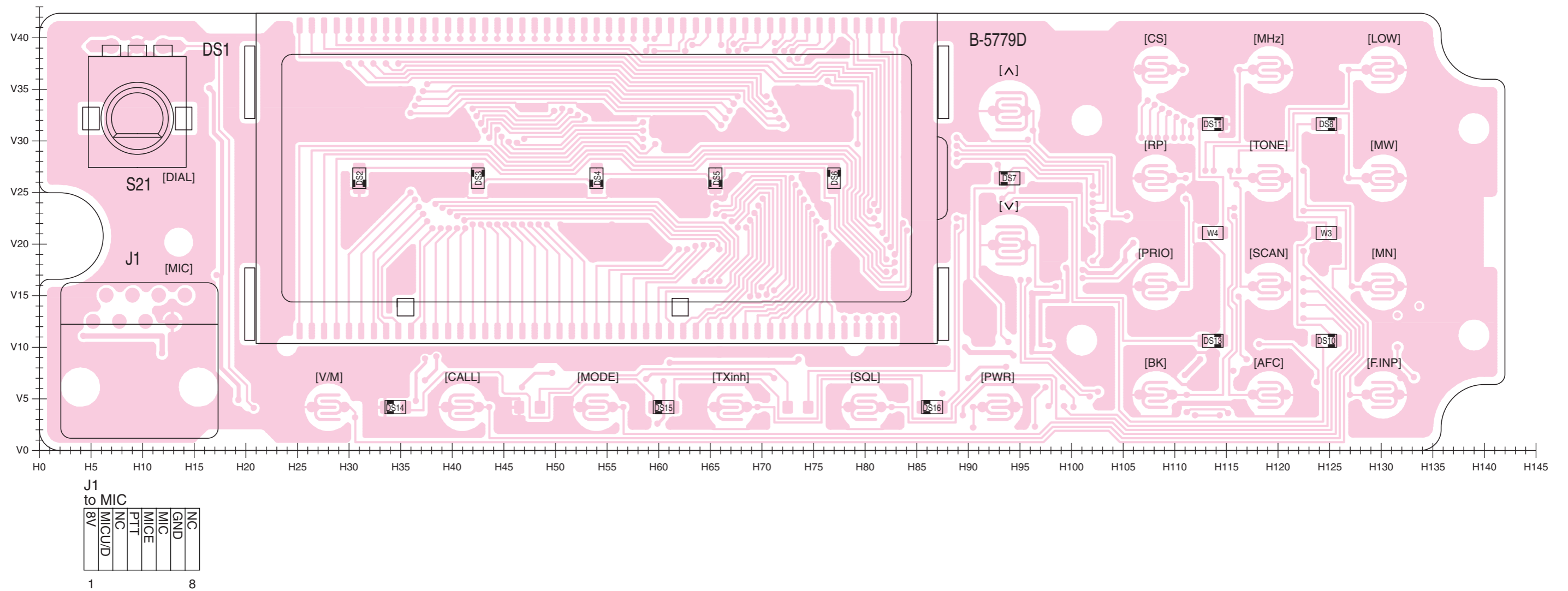
J1600
to MIC
8

RXD	8
GND	
MIC	
MICE	
PTT	
TXD	
MIC/UD	
BV	

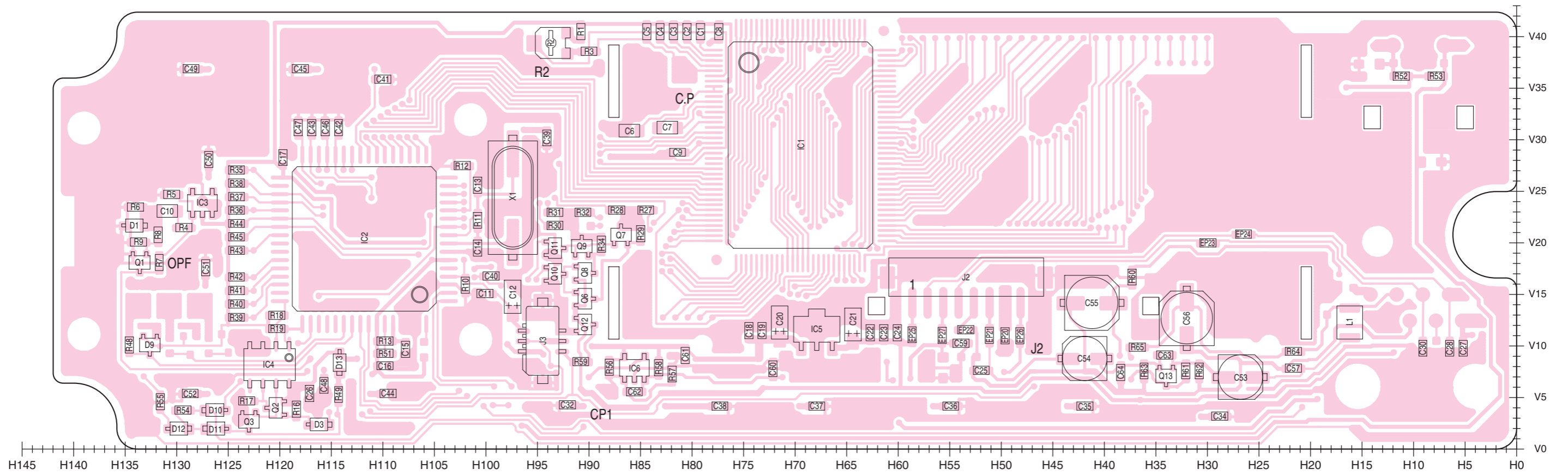


9-3 RC-24

• TOP VIEW



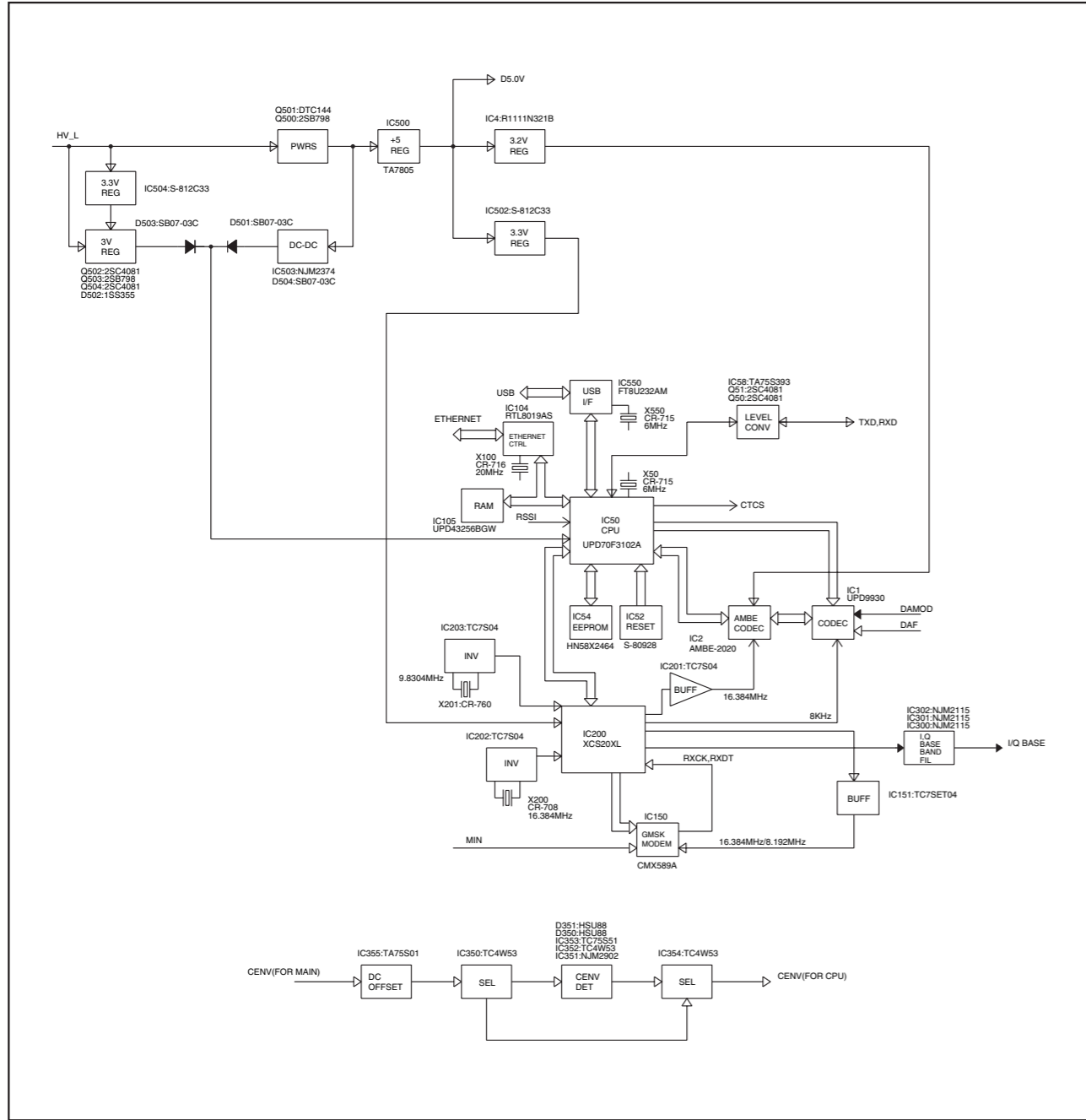
● BOTTOM VIEW



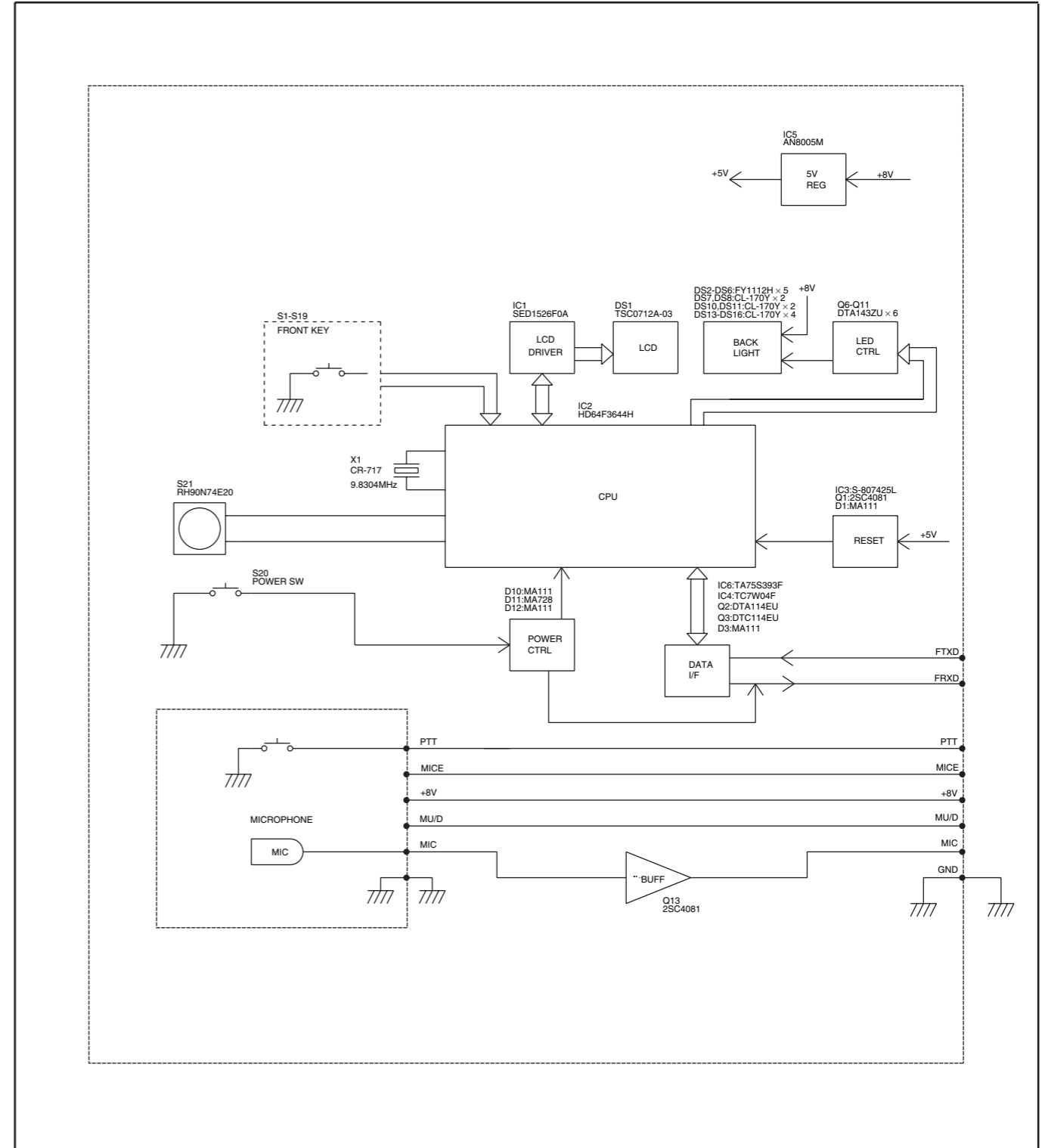
J2
to ID-1 MP80

1	RXD
	GND
	MIC
	MICE
	PTT
	TXD
	MIC/D
	8V
8	

10-2 LOGIC-1 UNIT

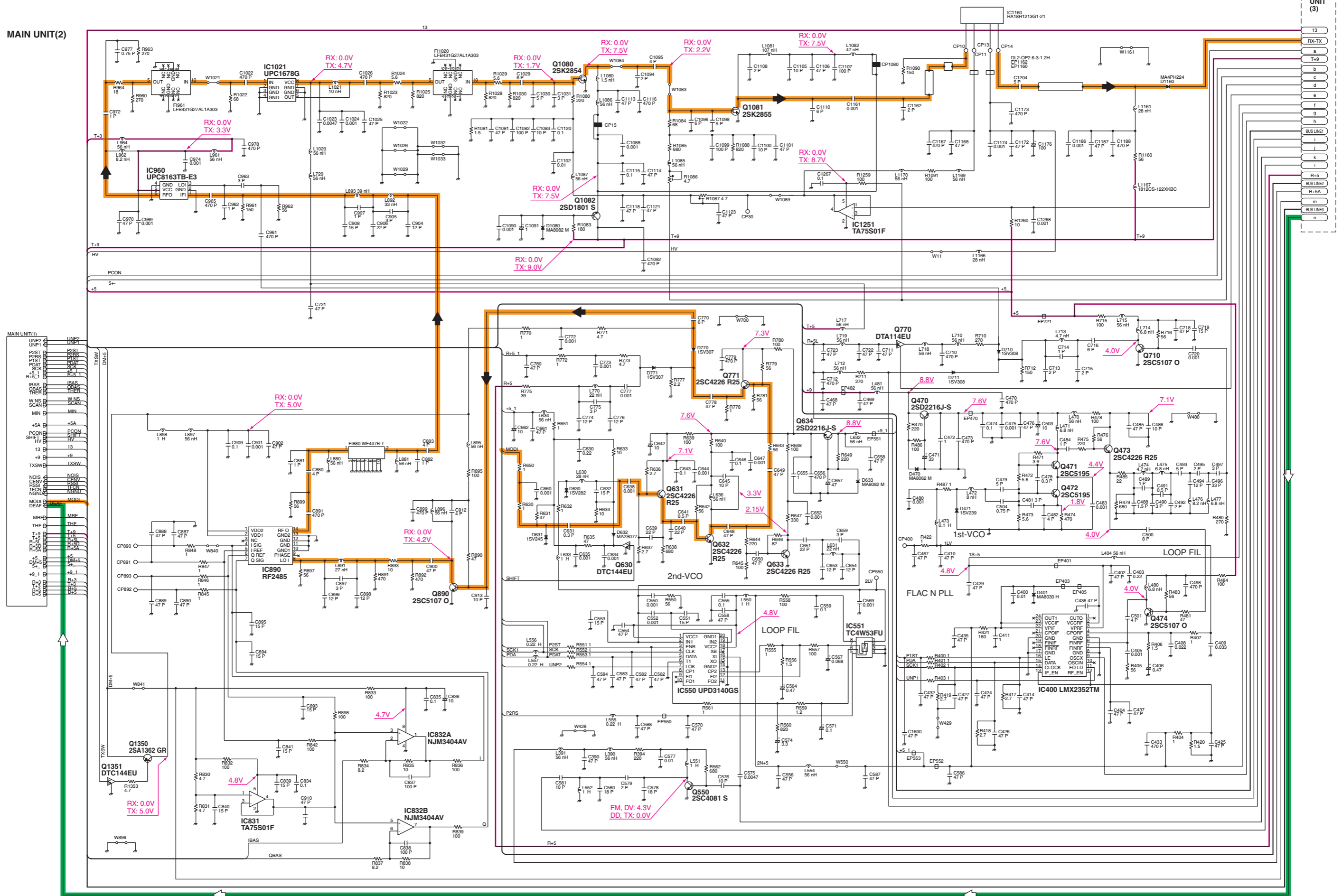


10-3 RC-24



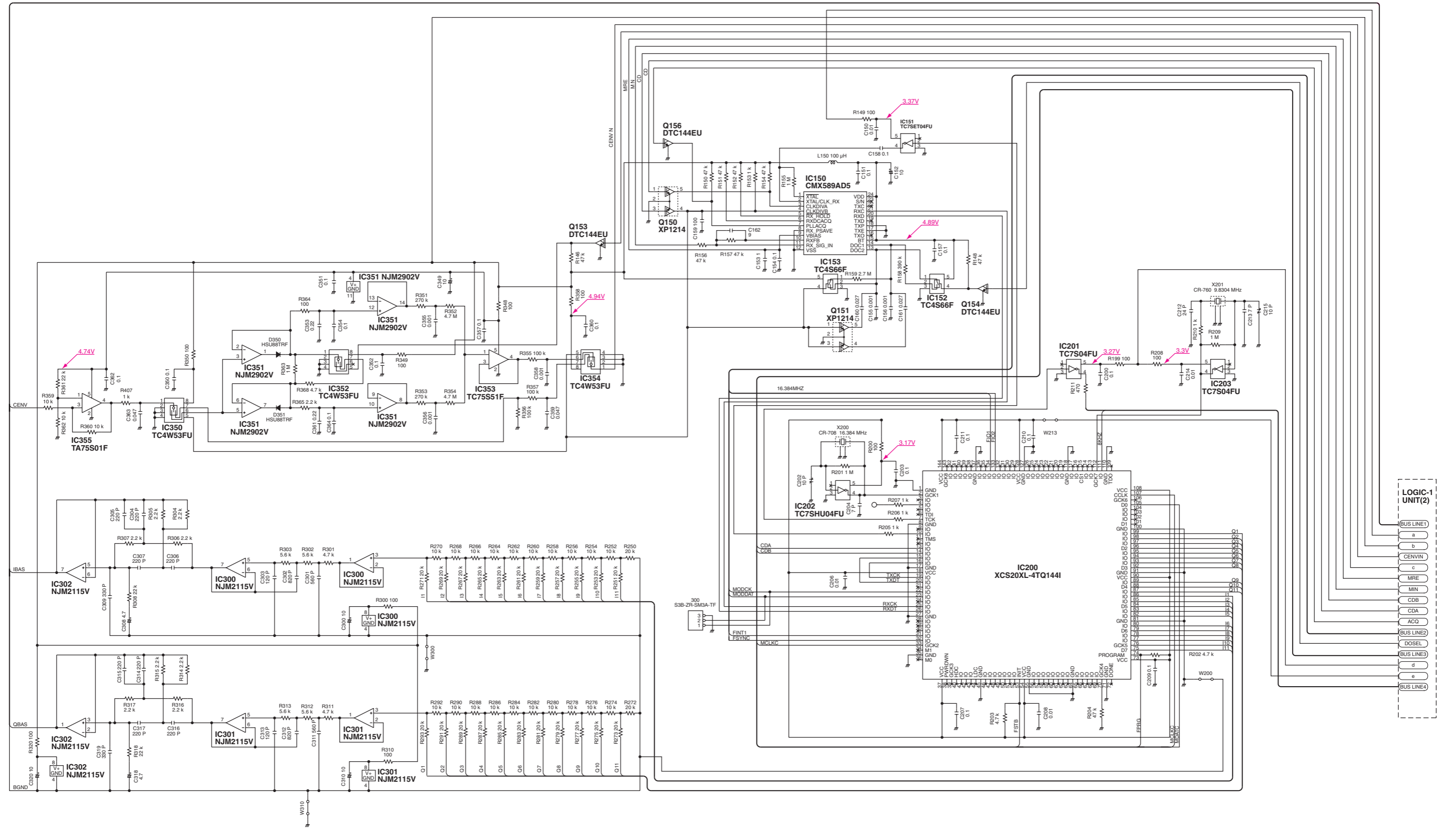
MAIN UNIT(2)

MAIN UNIT(3)

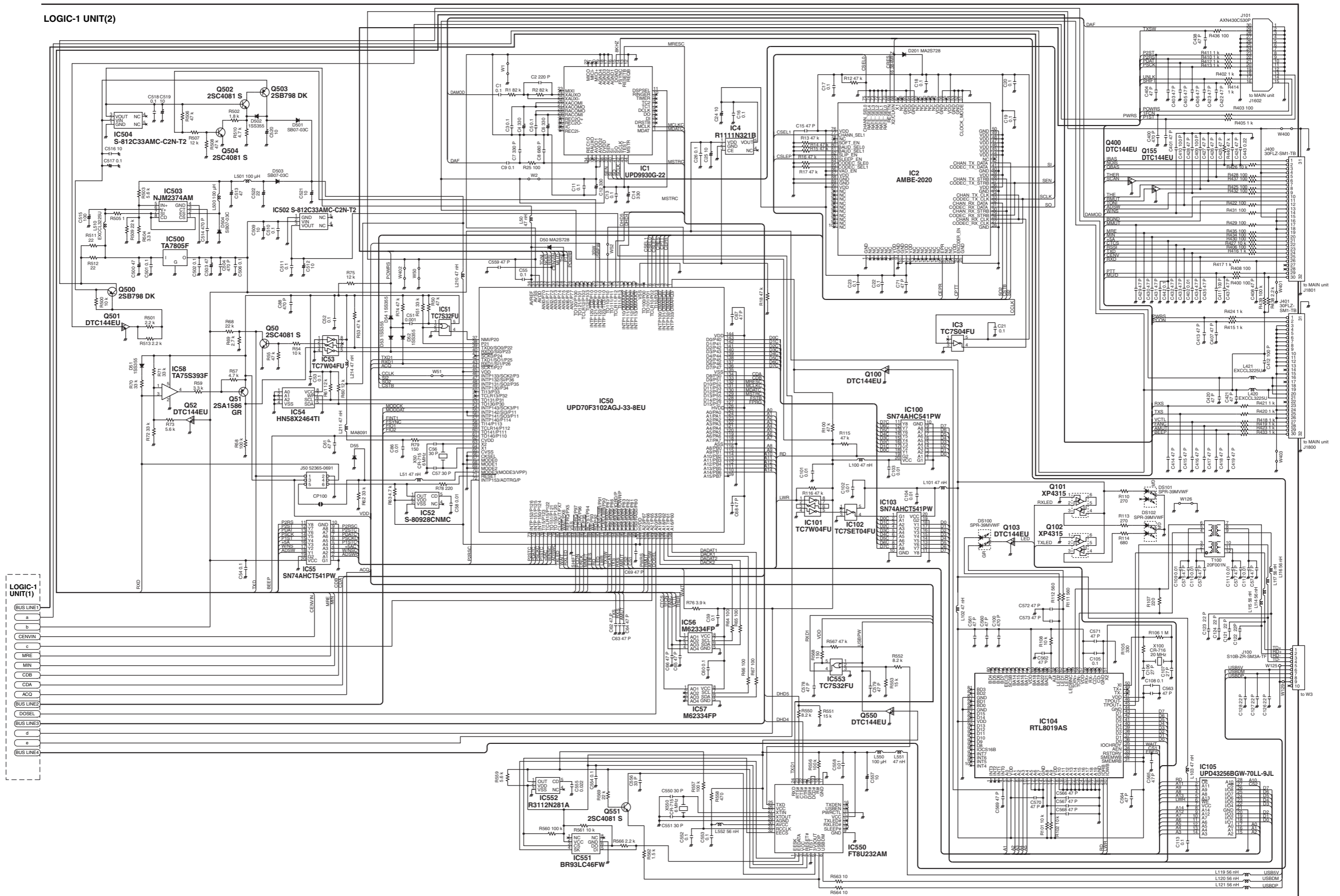


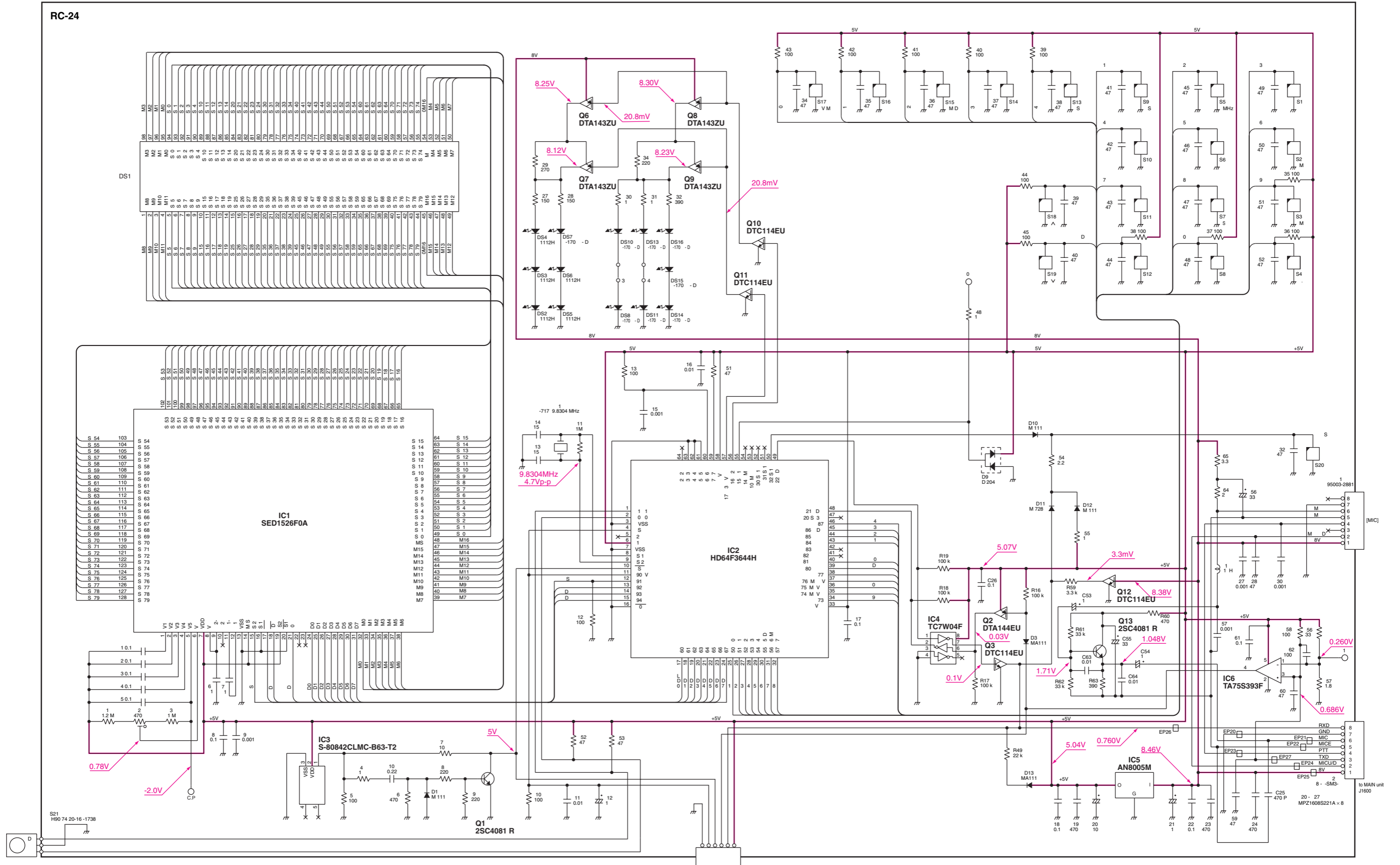
11-2 LOGIC-1 UNIT

LOGIC-1 UNIT(1)



LOGIC-1 UNIT(2)





Icom Inc.

1-1-32, Kamiminami, Hirano-ku, Osaka 547-0003, Japan
Phone : +81 (06) 6793 5302
Fax : +81 (06) 6793 0013
URL : <http://www.icom.co.jp/world/index.html>

Icom America Inc.

<Corporate Headquarters>
2380 116th Avenue N.E., Bellevue, WA 98004, U.S.A.
Phone : +1 (425) 454-8155 Fax : +1 (425) 454-1509
URL : <http://www.icomamerica.com>
E-mail : sales@icomamerica.com
<Customer Service>
Phone : +1 (425) 454-7619

Icom Canada

Glenwood Centre #150-6165
Highway 17 Delta, B.C., V4K 5B8, Canada
Phone : +1 (604) 952-4266 Fax : +1 (604) 952-0090
URL : <http://www.icomcanada.com>
E-mail : info@icomcanada.com

Icom (Australia) Pty. Ltd.

A.B.N. 88 006 092 575
Unit 1 / 103 Garden Road, Clayton VIC 3168 Australia
Phone : +61 (03) 9549-7500 Fax : +61 (03) 9549-7505
URL : <http://www.icom.net.au>
E-mail : sales@icom.net.au

Icom New Zealand

146A Harris Road, East Tamaki,
Auckland, New Zealand
Phone : +64 (09) 274 4062 Fax : +64 (09) 274 4708
URL : <http://www.icom.co.nz>
E-mail : inquiries@icom.co.nz

Beijing Icom Ltd.

Room C07, 10th Floor, Long Silver Mansion, No. 88,
Yong Ding Road, Haidian District, Beijing, 100039, China
Phone : +86 (010) 5889 5391/5392/5393
Fax : +86 (010) 5889 5395
URL : <http://www.bjicom.com>
E-mail : bjicom@bjicom.com

Icom (Europe) GmbH

Communication Equipment
Himmelgeister Str. 100, D-40225 Düsseldorf, Germany
Phone : +49 (0211) 346047 Fax : +49 (0211) 333639
URL : <http://www.icomeurope.com>
E-mail : info@icomeurope.com

Icom Spain S.L.

Crta. de Gracia a Manresa Km. 14,750
08190 Sant Cugat del Valles Barcelona, SPAIN
Phone : +34 (93) 590 26 70 Fax : +34 (93) 589 04 46
URL : <http://www.icomspain.com>
E-mail : icom@icomspain.com

Icom (UK) Ltd.

Unit 9, Sea St., Herne Bay, Kent, CT6 8LD, U.K.
Phone : +44 (01227) 741741 Fax : +44 (01227) 741742
URL : <http://www.icomuk.co.uk>
E-mail : info@icomuk.co.uk

Icom France S.a

Zac de la Plaine, 1, Rue Brindejonc des Moulinais
BP 5804, 31505 Toulouse Cedex, France
Phone : +33 (5) 61 36 03 03 Fax : +33 (5) 61 36 03 00
URL : <http://www.icom-france.com>
E-mail : icom@icom-france.com

Asia Icom Inc.

6F No.68, Sec. 1 Cheng-Teh Road, Taipei, Taiwan, R.O.C.
Phone : +886 (02) 2559 1899 Fax : +886 (02) 2559 1874
URL : <http://www.asia-icom.com>
E-mail : sales@asia-icom.com

Icom Polska

Sopot, 3 Maja 54 Poland
Phone : +48 (58) 550 7135 Fax : +48 (58) 551 0484
E-mail : icompolska@icompolska.com.pl

Count on us!

