



MODEL SP-820 SPEAKER

OPERATING MANUAL

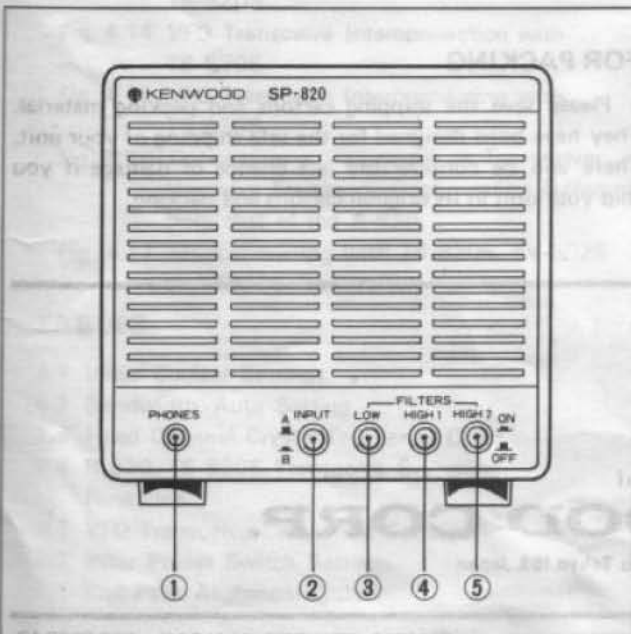
We're happy that you've chosen the Model SP-820 for your receiving needs. It has undergone stringent quality control inspection and tests prior to packing and has left our factory in perfect operating condition. Please inspect your SP-820 carefully for any signs of damage in transit. If the unit is damaged, immediately notify the sales representative from whom you purchased the unit, or contact the nearest Kenwood authorized service facility.

GENERAL

Your SP-820 is a sophisticated external speaker designed to further enhance operation of the TS-820 SSB Transceiver. It features precise audio response and matches the TS-820 in appearance. Its advantages are:

- Built-in selectable tone filters to attenuate high or low frequency response inputs;
- Two channel selectable headphone output switchable through the tone filters.

CONTROLS AND THEIR FUNCTIONS

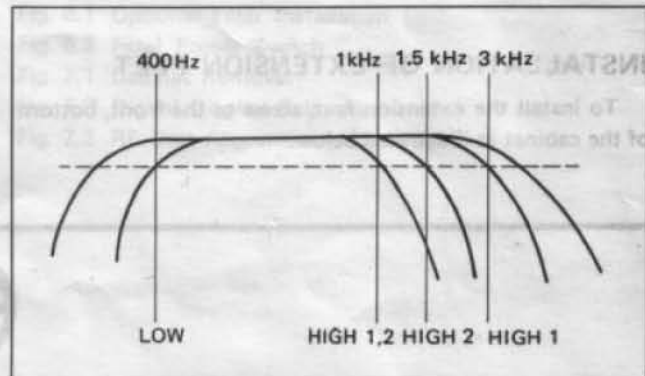


Front Panel

- ① **PHONES Connector**
Standard headphone output, switchable through the tone filters.
 - ② **INPUT Switch**
Selects one of two audio inputs.
 - ③ **FILTERS, LOW Switch**
This switch attenuates frequencies below 400 Hz; -3 dB at 400 Hz, -6 dB/octave.
 - ④ **FILTERS, HIGH 1 Switch**
This switch attenuates frequencies above 3 kHz; -3 dB at 3 kHz, -6 dB/octave.
 - ⑤ **FILTERS, HIGH 2 Switch**
This switch attenuates frequencies above 1.5 kHz; -3 dB at 1.5 kHz, -6 dB/octave.
- FILTERS, HIGH 1 and HIGH 2 Switch**
This switch attenuates frequencies above 1 kHz; -3 dB at 1 kHz, -6 dB/octave.

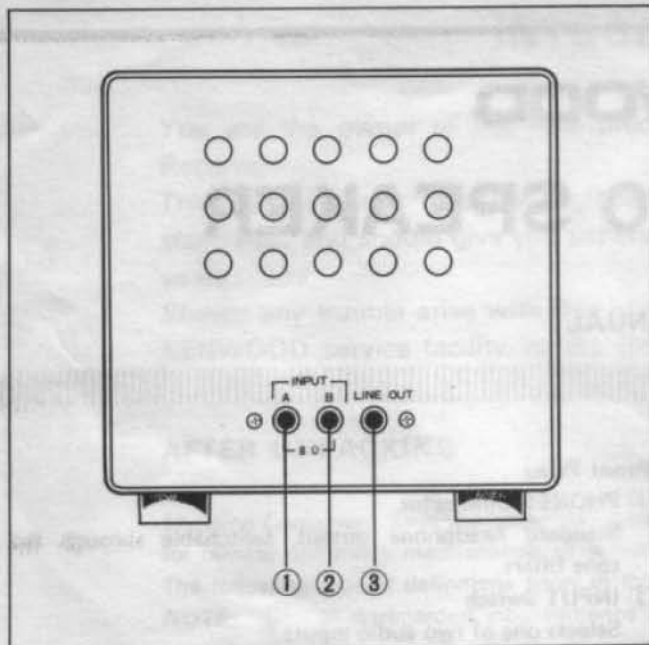
USING COMBINED FILTERS

1. When both LOW and HIGH 1 filters are engaged, the pass bandwidth ranges from 400 Hz to 3 kHz.
2. When both LOW and HIGH 2 filters are engaged, bandwidth is 400 Hz to 1.5 kHz.
3. LOW, HIGH 1 and HIGH 2 filters engaged, 400 Hz to 1 kHz.



REAR PANEL

- ① ② **INPUT Connectors**
Accepts audio output from two sources.
- ③ **LINE OUT Connector**
Standard line output switchable through the filters for RTTY, SSTV, or similar use.



USE OF FILTERS

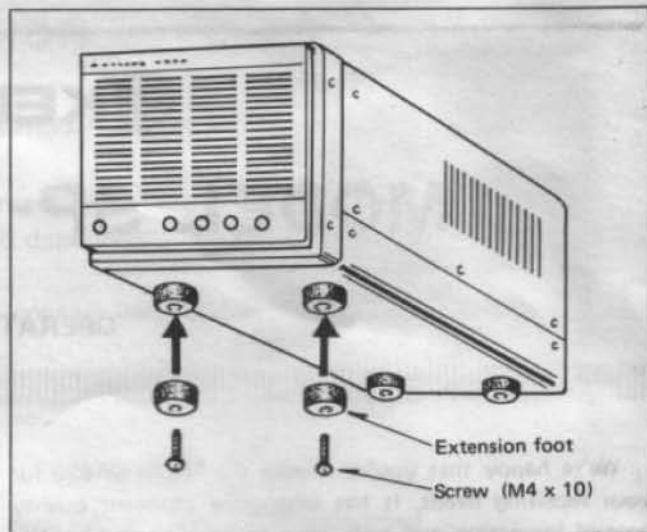
In general, it is desired that a CW, AM, or similar transmission be received clearly within the usual communications audio bandwidth, 300 Hz - 3 kHz. However, QRM, QRN or RFI may lower the overall signal-to-noise ratio at the receiver, resulting in degraded reception. In theory, as the pass-band width of the IF stages is narrowed, the equivalent noise bandwidth will also narrow, thus improving the signal-to-noise ratio. Alternately, the bandwidth of the AF stage can be narrowed to attenuate the noise component, enhancing reception.

Proper filter selection depends on transmission mode and type of noise encountered.

1. SSB: use the HIGH 1 filter. In more severe cases, use both HIGH 1 and LOW filters.
2. CW: use the HIGH 2 filter the HIGH 2 and LOW filters or HIGH 1+HIGH 2 and Low in combination.

INSTALLATION OF EXTENSION FEET

To install the extension feet, screw to the front, bottom of the cabinet at illustrated below.



SPECIFICATIONS

Speaker used:	12 cm dia.
Rated Input:	2 Watts
Impedance:	8Ω
Frequency response:	300Hz to 5kHz.
Filter cut-off frequency,	
LOW:	400Hz, -3dB.
HIGH 1:	3kHz, -3dB.
HIGH 2:	1.5kHz, -3dB.
Filter attenuation:	-6dB/oct.
Dimensions:	169 mm (6"-1/4) wide x 153 mm (6") high x 335 mm (13" 3/16) deep. Values in () inch.
Net weight:	2.5kg. (5.5 lbs.)
Accessories furnished:	Speaker cord, 1 pc. Extension foot, 2 pcs. Screw, M4 x 10, 2 pcs. 1-pin plug, 2 pcs.

FOR PACKING

Please save the shipping cartons and packing material. They have been designed for the safe shipping of your unit. There will be considerably less chance of damage if you ship your unit in its original cartons and packing.



A product of

TRIO-KENWOOD CORP.

6-17, 3-chome, Aobadai, Meguro-ku, Tokyo 153, Japan