

## VS-1

## INSTRUCTION MANUAL

KENWOOD

KENWOOD CORPORATION

COPYRIGHT © IN JAPAN 050-4035-0504/71  
0A12 T 30 2 0 7 0 0 3 0 1 8042 11 17

## ■ ACCESSORIES

Tapping screw .....	(N89-3006-46) .....	4 pcs.
Instruction manual .....	(B50-4035-XX) .....	1 copy.

## ■ OPERATION

For the other models, refer to the instruction manual provided with the transceiver.

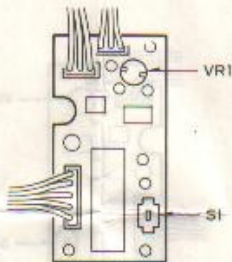
### 1. Voice output level adjustment (VR1)

The VS-1 voice output level is adjusted at the factory.

This level can be readjusted with VR1.

### 2. Language selector switch (S1)

Either English or Japanese language can be selected with switch S1.






## OPTION (VS-1 Voice synthesizer unit)

### SPECIFICATIONS

**Dimensions:** W 70mm  
H 15mm  
D 35mm

**Weight:** 20g

### OUTSIDE VIEW



### PARTS LIST

Part No.	Re-remarks	Description	Ref. No.
B50-4035-00	N	Instruction manual	
CC45SL1H121J	C	120P x 2	C2,3
CE04W1A470M	E	47 10V	C1,14,15
CE04W1C100M	E	10 16V	C11
CE04W1HR22M	E	0.22 50V	C12
CK45B1H221K	C	220P x 2	C7,10
CQ92M1H332K	ML	0.0033 x 3	C6,8,9
CS15E1E010M	T	1 25V	C4
CS15E1V0R1M	T	0.1 35V	C5
C91-0131-05	C	0.01 (SP)	C13
E40-0273-05	Δ	Mini connector 2P W	M
E40-0373-05	Δ	Mini connector 3P W	M
E40-0373-05	Δ	Mini connector x 2 3P	T
E40-0873-05	Δ	Mini connector 8P W	
E40-5083-45	N	Mini connector 3P B	
H01-4481-03	NΔ	Packing carton (inside)	M
H01-4501-03	NΔ	Packing carton (inside)	T
H25-0029-04		Protective bag x 2	
L78-0006-05	N	Ceramic OSC	X1
N89-3006-46		Tapping screw x 4	
R12-4408-05		Trim. pot. 50kΩ	VR1
S31-1411-05	N	Slide switch	S1
AN6562	N	IC	IC2
MN6401TRA	N	IC	IC1
TC40107BP	N	IC	IC3

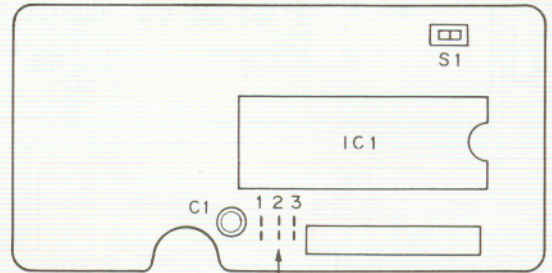
### TALK SPEED SELECTION

Speed is factory set at "standard" talk speed. Three different speeds can be selected.

Note: When placing the jumper, solder carefully.

Jumper place	Speed		
	Std. speed	30% more than Std.	60% more than Std.
1	X	X	○
2	X	X	○
3	X	○	X

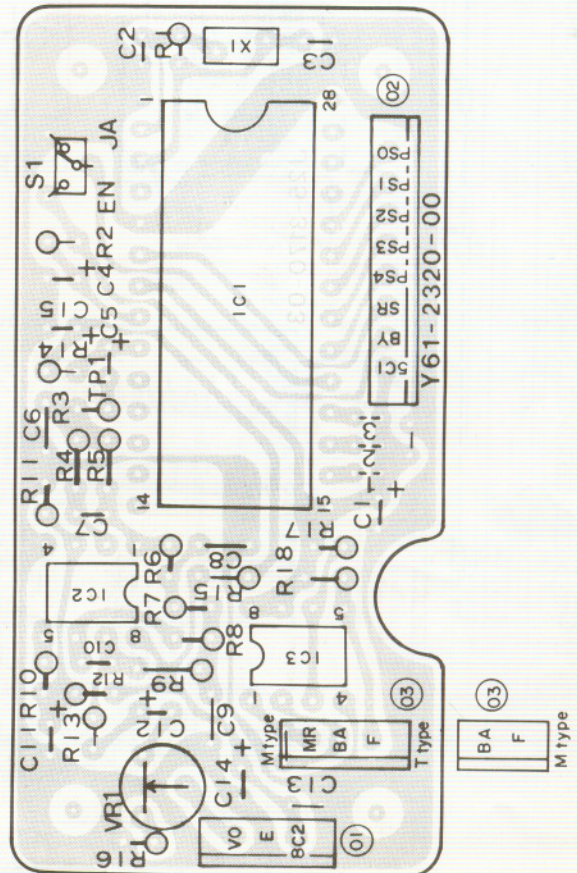
Symbol ○, denotes the place in which a jumper wire is placed.



The place which a jumper wire to be placed.

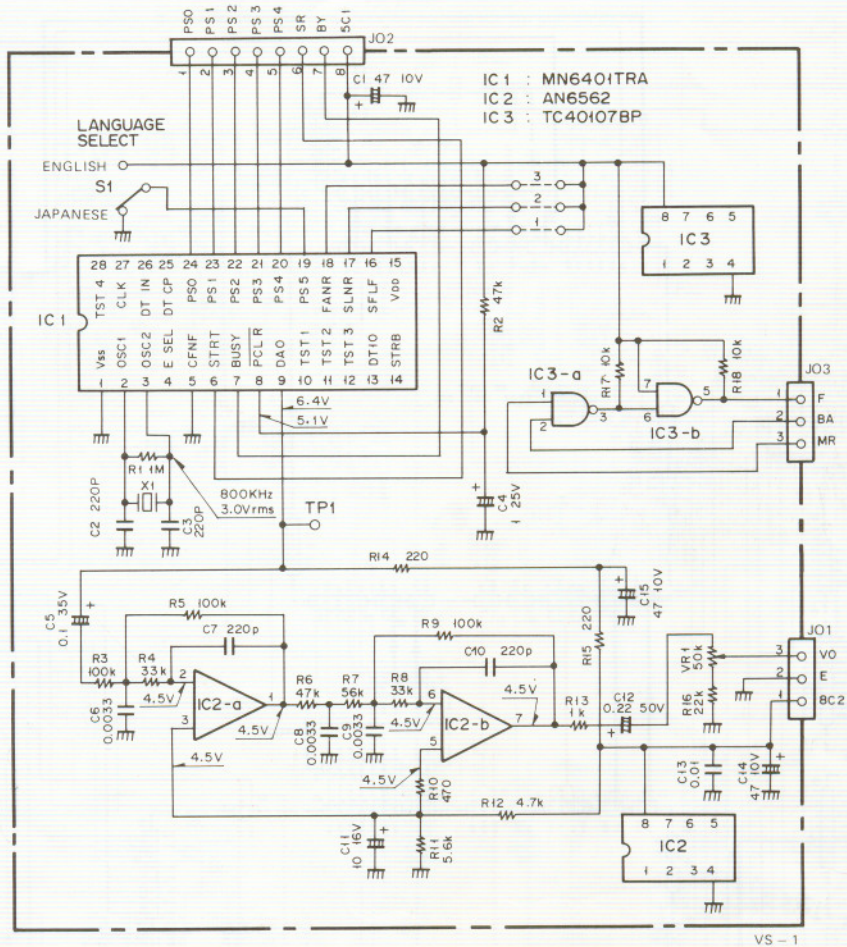
### PC BOARD VIEW

#### Component side view



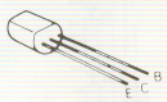


# OPTION (VS-1)

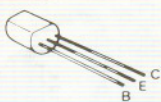


VS-1

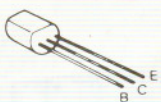
2SA1015 2SC1923  
2SC1775 2SC1959  
2SC1815 2SC2240



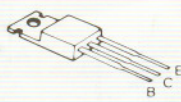
2SC2026  
2SC2407  
2SC2671



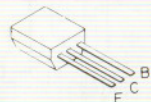
2SC2538



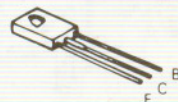
2SA1012



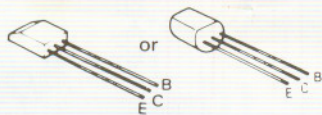
2SC2458  
2SC2603



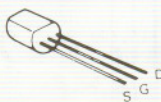
2SC496



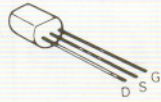
2SC460



2SK30A  
2SK125



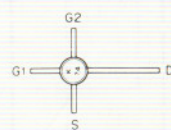
2SK192A



2SC2406TS



3SK74  
3SK97  
3SK114



NJM78L06A

