

TECHNICAL MANUAL

**ORGANIZATIONAL, DIRECT SUPPORT, AND GENERAL SUPPORT
MAINTENANCE REPAIR PARTS AND SPECIAL TOOLS LISTS
(INCLUDING DEPOT MAINTENANCE REPAIR PARTS AND SPECIAL TOOLS)
FOR**

**AMPLIFIER, RADIO FREQUENCY AM-3979/FRC-93
(NSN-5820-00-082-4081)**

This publication is a courtesy quick copy from the UNITED STATES ARMY PUBLICATIONS CENTER, ST. LOUIS, MISSOURI, to meet your needs while we are replenishing our regular stock.

**HEADQUARTERS, DEPARTMENT OF THE ARMY
AUGUST 1977**

TECHNICAL MANUAL }
No. 11-5820-554-24P-1 }

HEADQUARTERS
DEPARTMENT OF THE ARMY
WASHINGTON, DC, 12 August 1977

**ORGANIZATIONAL, DIRECT SUPPORT, AND GENERAL SUPPORT MAINTENANCE
REPAIR PARTS AND SPECIAL TOOLS LISTS
(INCLUDING DEPOT MAINTENANCE REPAIR PARTS AND SPECIAL TOOLS)
FOR
AMPLIFIER, RADIO FREQUENCY AM-3979/FRC-93
(NSN 5820-00-082-4081)**

Current as of 24 May 1977

REPORTING OF ERRORS

You can improve this manual by recommending improvements using DA Form 2028-2 (Test) located in the back of the manual. Simply tear out the self-addressed form, fill it out as shown on the sample, fold it where shown, and drop it in the mail.

If there are no blank DA Form 2028-2 (Test) in the back of your manual, use the standard DA Form 2028 (Recommended Changes to Publications and Blank Forms) and forward to the Commander, US Army Electronics Command, ATTN: DRSEL-MA-Q Fort Monmouth, NJ 07703.

In either case a reply will be furnished direct to you.

Table of Contents

			Page	Illus Fig
SECTION	I.	Introduction.....	1	
	II.	Repair parts, list.....	5	
Group	00	Amplifier, Radio Frequency AM-3979/FRC-93.....	5	1-5
SECTION	III.	Special tools list (Not applicable)		
	IV.	National stock number and part number index.....	14	

*This manual supersedes TM 11-5820-532-24P, 29 June 1973.

**SECTION I
INTRODUCTION**

1. Scope

This manual lists spares and repair parts; special tools; special test, measurement, and diagnostic equipment (TMDE), and other special support equipment required for performance of organizational, direct support, and general support maintenance of the AM-3979/FRC-93. It authorizes the requisitioning and issue of spares and repair parts as indicated by the source and maintenance codes.

2. General

This Repair Parts and Special Tools List is divided into the following sections:

a. Section II. Repair Parts List. A list of spares and repair parts authorized for use in the performance of maintenance. The list also includes parts which must be removed for replacement of the authorized parts. Parts lists are composed of functional groups in numeric sequence, with the parts in each group listed in figure and item number sequence.

b. Section III. Special Tools List. Not applicable.

c. Section IV. National Stock Number and Part Number Index. A list, in National item identification number (NIIN) sequence, of all National stock numbers (NSN) appearing in the listings, followed by a list, in alphameric sequence, of all part numbers appearing in the listings. National stock numbers and part numbers are cross-referenced to each illustration figure and item number appearance.

3. Explanation of Columns

a. Illustration. This column is divided as follows:

(1) *Figure number.* Indicates the figure number of the illustration on which the item is shown.

(2) *Item number.* The number used to identify item called out in the illustration.

b. Source, Maintenance, and Recoverability (SMR) Codes.

(1) *Source code.* Source codes indicate the manner of acquiring support items for maintenance, repair, or overhaul of end items. Source codes are entered in the first and second positions of the Uniform SMR Code format as follows:

<i>Code</i>	<i>Definition</i>
PA	Item procured and stocked for anticipated or known usage.
XD	A support item that is not stocked. When required, item will be procured through normal supply channels.

NOTE

Cannibalization or salvage may be used as a source of supply for any items source coded above except those coded XA and aircraft support items as restricted by AR 700-42.

(2) *Maintenance code.* Maintenance codes are assigned to indicate the levels of maintenance authorized to USE and REPAIR support items. The maintenance codes are entered in the third and fourth positions of the Uniform SMR Code format as follows:

(a) The maintenance code entered in the third position will indicate the lowest maintenance level authorized to remove, replace, and use the support item. The maintenance code entered in the third position will indicate one of the following levels of maintenance:

<i>Code</i>	<i>Application/Explanation</i>
O	Support item is removed, replaced, used at the organizational level.
F	Support item is removed, replaced, used at the direct support level.

(b) The maintenance code entered in the fourth position indicates whether the item is to be repaired and identifies the lowest maintenance level with the capability to perform complete repair (i.e., all authorized maintenance functions). This position will contain one of the following maintenance codes:

<i>Code</i>	<i>Application/Explanation</i>
Z	Nonrepairable. No repair is authorized.

(3) *Recoverability code.* Recoverability codes are assigned to support items to indicate the disposition action on unserviceable items. The recoverability code is entered in the fifth position of the Uniform SMR Code format as follows:

<i>Recoverability codes</i>	<i>Definition</i>
Z	-Nonrepairable item. When unserviceable, condemn and dispose at the level indicated in position 3.

c. National Stock Number. Indicates the National stock number assigned to the item and will be used for requisitioning purposes.

d. Part Number. Indicates the primary number used by the manufacturer (individual, company, firm, corporation, or Government activity), which controls the design and characteristics of the item by means of its engineering drawings, specifications, standards, and inspection requirements to identify an item or range of items.

NOTE

When a stock numbered item is requisitioned, the repair part received may have a different part number than the part being replaced.

e. Federal Supply Code for Manufacturer (FSCM). The FSCM is a 5-digit numeric code listed in SB 708-42 which is used to identify the manufacturer, distributor, or Government agency, etc.

f. Description. Indicates the Federal item name and,

TM 11-5820-554-24P-1

if required, a minimum description to identify the item.

g. Unit of Measure (U/M). Indicates the standard of the basic quantity of the listed item as used in performing the actual maintenance function. This measure is expressed by a two-character alphabetical abbreviation (e.g., ea, in, pr, etc). When the unit of measure differs from the unit of issue, the lowest unit of issue that will satisfy the required units of measure will be requisitioned.

h. Quantity incorporated in Unit Indicates the quantity of the item used in the breakout shown on the illustration figure, which is prepared for a functional group, subfunctional group, or an assembly.

4. Special Information

The following publication pertains to the AM-3979/FRC-93 and its components:

TM 11-5820-532-15, Amplifier, RF AM-3979/FRC-93

5. How to Locate Repair Parts

a When National stock number or part number is unknown.

(1) First Using the table of contents, determine the functional group within which the item belongs.

This is necessary since illustrations are prepared for functional groups and listings are divided into the same groups.

(2) *Second.* Find the illustration covering the functional group to which the item belongs.

(3) *Third.* Identify the item on the illustration and note the illustration figure and item number of the item.

(4) *Fourth.* Using the Repair Parts Listing, find the figure and item number noted on the illustration.

b. When National stock number or part number is known.

(1) *First.* Using the Index of National Stock Numbers and Part Numbers, find the pertinent National stock number or part number. This index is in NIIN sequence followed by a list of part numbers in alphameric sequence, cross-referenced to the illustration figure number and item number.

(2) *Second.* After finding the figure and item number, locate the figure and item number in the repair parts list.

6. Abbreviations

Not applicable.

(Next printed page is 4)

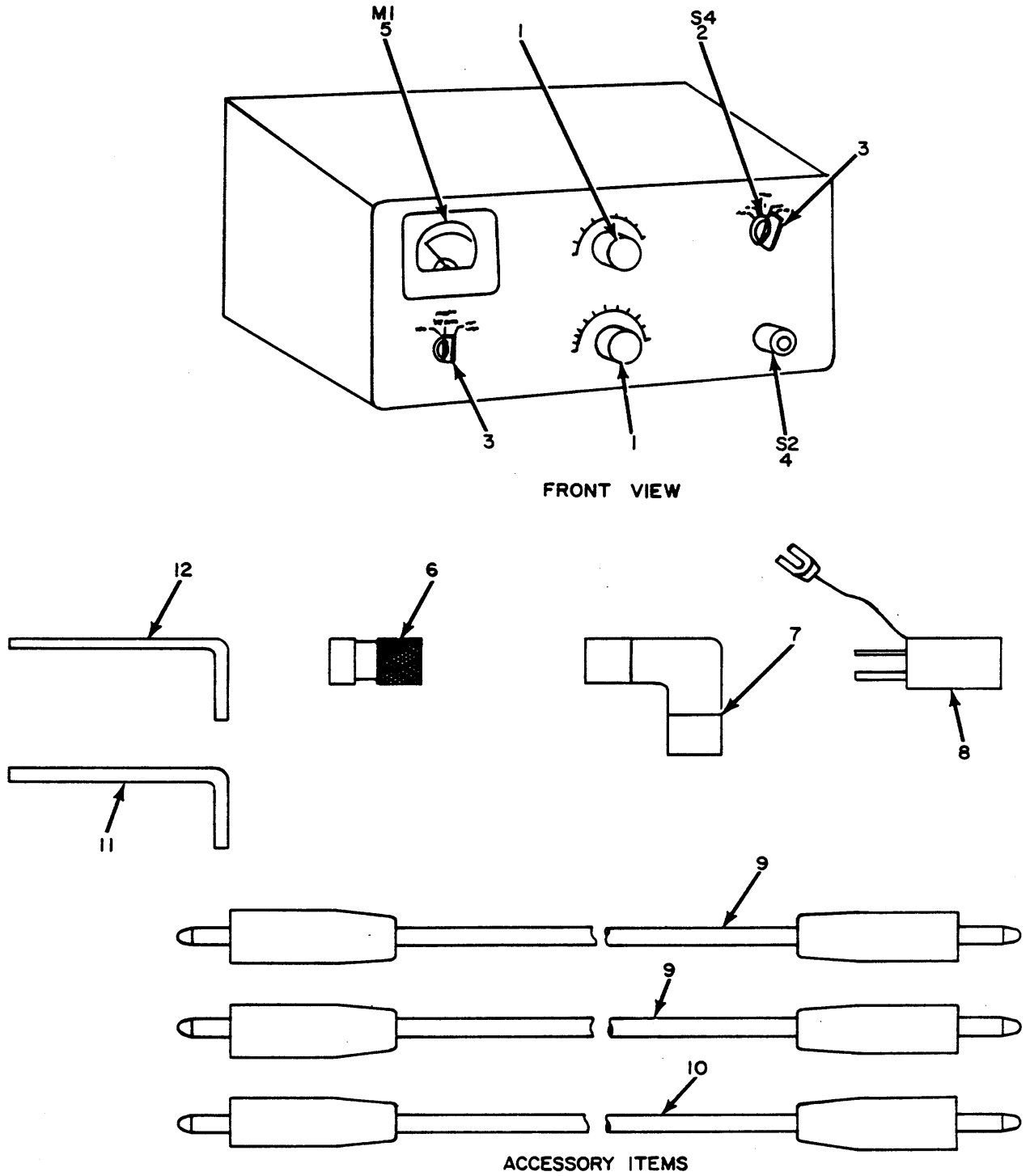


Figure 1. Amplifier, RF AM-3979/FRC-93.

EL3JX001

SECTION II

TM 11-5820-554-24P-1

(1) ILLUSTRATION		(2)	(3)	(4)	(5)	(6)	(7)	(8)
(a) FIG NO.	(b) ITEM NO.	SMR CODE	NATIONAL STOCK NUMBER	PART NUMBER	FSCM	DESCRIPTION <i>USABLE ON CODE</i>	U/M	QTY INC IN UNIT
	1	PAOZZ	5355-00-966-5289	547-3656-002	13499	GROUP 00 AMPLIFIER, RF AM-3979/FRC-93 KNOB	EA	2
	2	PAFZZ	5930-00-981-9342	PA230-1005	71590	SWITCH,ROTARY	EA	1
	3	PAOZZ	5355-00-778-4967	544-0779-004	13499	KNOB	EA	2
	4	PAFZZ	5930-00-985-3895	01811-113010109	39317	SWITCH,PUSH	EA	1
	5	PAFZZ	6625-00-958-1953	458-0592-00	13499	METER,ELECTRICAL	EA	1
	6	PAFZZ	5935-00-928-3127	UG1185BV	80058	CONNECTOR,PLUG,ELEC	EA	1
	7	XDFZZ		0235	94375	CONNECTOR,PLUG,ELEC	EA	1
	8	PAFZZ	5935-00-892-9148	350	08556	ADAPTER,CONNECTOR	EA	1
	9	PAOZZ	5995-00-990-8662	C102-48	93490	CABLE ASSEMBLY	EA	2
	10	PAOZZ	5995-00-901-4336	4C1336	82389	CABLE ASSEMBLY, RF	EA	1
	11	PAOZZ	5120-00-223-6995	8SHORTARM	08664	KEY,SOCKET HEAD SCR	EA	1
	12	PAOZZ	5120-00-781-8977	S076- 4CADDRZNP	08664	KEY,SOCKET HEAD SCR	EA	1

ITEMS LISTED BUT NOT SHOWN

REF. DES.	ITEM NO.	REF. DES.	ITEM NO.	REF. DES.	ITEM NO.
C3	30	C34	31	R10	34
C5	30	L13	32	R13	33
C7	30	R2	33	R17	35
C8	30	R3	33	R18	35
C9	30	R4	33	S6	36
C12	30	R5	33	S7	36
C16	31	R6	33		

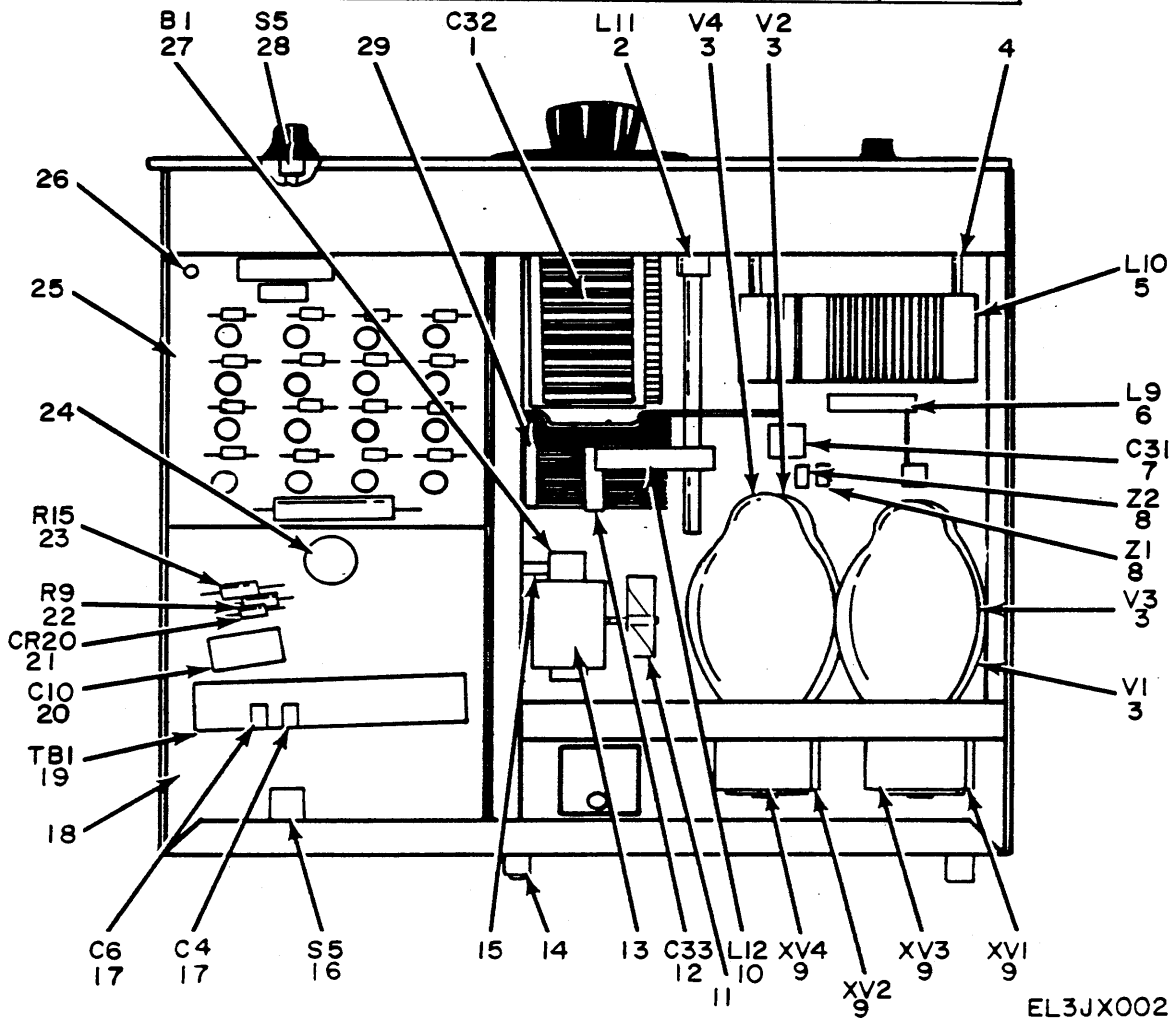
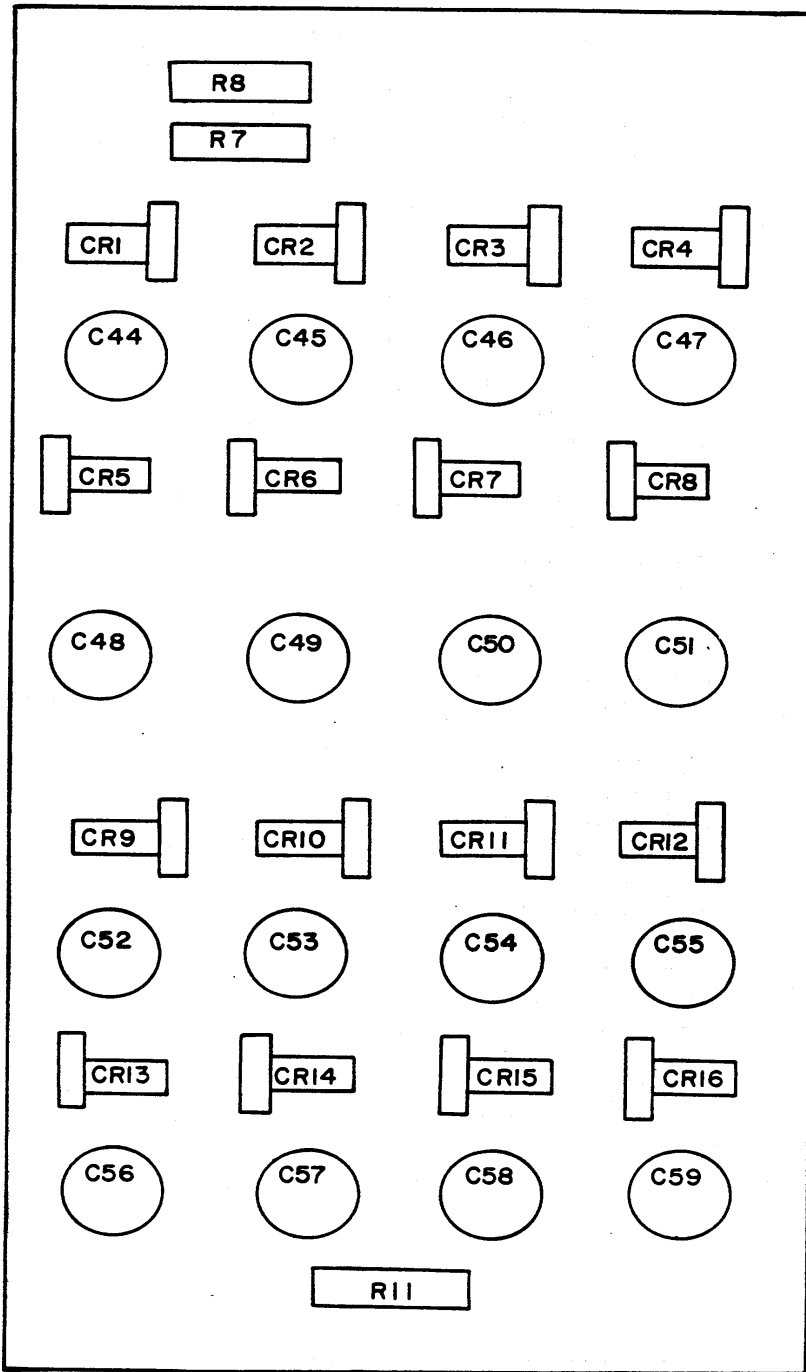


Figure 2. Amplifier, RF AM-3979/FRC-93, Bottom View.

SECTION II

TM 11-5820-554-24P-1

(1) ILLUSTRATION		(2)	(3)	(4)	(5)	(6)	(7)	(8)
(a) FIG NO.	(b) ITEM NO.	SMR CODE	NATIONAL STOCK NUMBER	PART NUMBER	FSCM	DESCRIPTION <i>USABLE ON CODE</i>	U/M	QTY INC IN UNIT
2	1	PAFZZ	5910-00-984-0050	154-2	74970	CAPACITOR,VARIABLE	EA	1
2	2	PAFZZ	5950-00-228-4234	34103	76487	COIL,RF	EA	1
2	3	PAOZZ	5960-00-189-5973	811	04855	ELECTRON TUBE	EA	4
2	4	PAFZZ	5305-00-685-7329	3X108	71590	INSULATOR,STANDOFF	EA	2
2	5	PAFZZ	5950-00-951-3807	547-3708-003	13499	COIL,RF	EA	1
2	6	PAFZZ	5950-00-951-5067	547-3718-002	13499	COIL,RF	EA	1
2	7	PAFZZ	5910-00-668-3647	DA858-003	71590	CAPACITOR,FIXED,CER	EA	1
2	8	PAFZZ	5915-00-979-8225	547-3707-002	13499	LEAD ASSEMBLY,SUPPR	EA	2
2	9	PAFZZ	5915-00-979-8225	449RSS4	02660	SOCKET,ELCTRN TUBE	EA	4
2	10	PAFZZ	5935-00-162-3077	Z14P6M17	44655	COIL,RF	EA	1
2	11	PAFZZ	5915-00-774-5201	YA8355-2	05624	PROPELLER,FAN	EA	1
2	12	PAFZZ	4140-00-985-0182	CN617319	97137	CAPACITOR,VARIABLE	EA	1
2	13	PAFZZ	5910-00-952-2489	DYA811647	05624	MOTOR,AC	EA	1
2	14	PAFZZ	6105-00-797-0044	NS5W0206	81349	INSULATOR,STANDOFF	EA	1
2	15	XDFZZ		GS10	71313	INSULATOR,STANDOFF	EA	3
2	16	PAFZZ	5999-00-983-5213	547-3632-002	13499	SWITCH,INTERLOCK	EA	1
2	17	PAFZZ	5910-00-804-7088	DA134-048CB	13499	CAPACITOR,FXD,MICA	EA	1
2	18	PAFZZ	6130-00-900-9411	547-3694-00	71590	POWER SUPPLY	EA	2
2	19	PAFZZ	5940-00-983-5211	547-3666-003	13499	TERMINAL BOARD	EA	1
2	20	PAFZZ	5910-00-725-3113	03441	13499	CAPACITOR,FXD,MICA	EA	1
2	21	PAFZZ	5961-00-978-7660	1N540	56289	SEMICONDUCTOR,DIODE	EA	1
2	22	PAFZZ	5905-00-279-3527	RC42GF47K	99180	RESISTOR,FXD,CMPSN	EA	1
2	23	PAFZZ	5905-00-185-8516	RC42GF103K	81349	RESISTOR,FXD,CMPSN	EA	1
2	24	PAFZZ	5970-00-803-9428	X86	71590	INSULATOR,BUSHING	EA	1
2	25	PAFZZ	5999-00-979-4287	547-3670-003	13499	PRINTED CIRCUIT BD	EA	1
2	26	XDFZZ		540-9230-003	13499	NUT,SLEEVE	EA	4
2	27	PAFZZ	4140-00-782-5132	547-3702-00	13499	FAN,AXIAL	EA	1
2	28	PAFZZ	5930-00-981-9343	215870F1	76854	SWITCH,ROTARY	EA	1
2	29	PAFZZ	5970-00-588-0845	E1000	11976	INSULATOR,STANDOFF	EA	1
2	30	PAFZZ	5910-00-995-7469	D33647	56289	CAPACITOR,ELCTLT	EA	6
2	31	PAFZZ	5910-00-682-3135	913-4329-00	13499	CAPACITOR,FIXED,CER	EA	2
2	32	PAFZZ	5950-00-553-4527	4414-4	82142	COIL,RF	EA	1
2	33	PAFZZ	5905-00-739-8181	CM28047	12697	RESISTOR,FXD,WW	EA	6
2	34	PAFZZ	5905-00-993-6975	RN65B1781F	81349	RESISTOR,FXD,FILM	EA	1
2	35	PAFZZ	5905-00-279-4320	RC42GF100K	81349	RESISTOR,FXD,CMPSN	EA	2
2	36	PAFZZ	5999-00-983-5213	547-3632-002	13499	SWITCH,INTERLOCK	EA	2



REF DES	INDEX NO	REF DES	INDEX NO
CR1	1	C47	2
CR2	1	C48	2
CR3	1	C49	2
CR4	1	C50	2
CR5	1	C51	2
CR6	1	C52	2
CR7	1	C53	2
CR8	1	C54	2
CR9	1	C55	2
CR10	1	C56	2
CR11	1	C57	2
CR12	1	C58	2
CR13	1	C59	2
CR14	1	R7	3
CR15	1	R8	4
CR16	1	R11	5
C44	2		
C45	2		
C46	2		

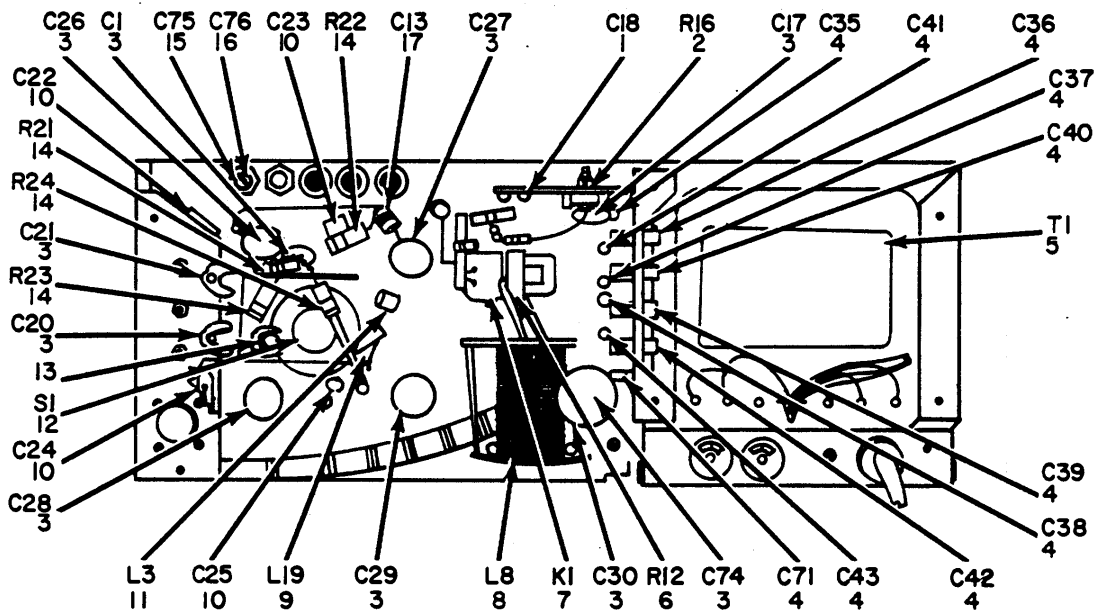
EL3JX003

Figure 3. Amplifier, RF AM-3979/FRC-93, Printed Circuit Board.

SECTION II

TM 11-5820-554-24P-1

(1) ILLUSTRATION		(2)	(3)	(4)	(5)	(6)	(7)	(8)
(a) FIG NO.	(b) ITEM NO.	SMR CODE	NATIONAL STOCK NUMBER	PART NUMBER	FSCM	DESCRIPTION <i>USABLE ON CODE</i>	U/M	QTY INC IN UNIT
3	1	XDFZZ		1N1492	24446	SEMICONDUCTOR,DIODE	EA	16
3	2	XDFZZ		851000X5U010Z2	05162	CAPACITOR,FIXED,CER	EA	16
3	3	PAFZZ	5905-00-279-2530	RC42GF152J	81349	RESISTOR,FIXED,CMPSN	EA	1
3	4	PAFZZ	5905-00-722-3134	RSM5-1R0F	91637	RESISTOR,FXD,WW	EA	1
3	5	PAFZZ	5905-00-553-2402	705-4260-00	13499	RESISTOR,FIXED,FILM	EA	1
						9		



ITEMS LISTED BUT NOT SHOWN

REF. DES.	ITEM NO.	REF. DES.	ITEM NO.	REF. DES.	ITEM NO.	REF. DES.	ITEM NO.	REF. DES.	ITEM NO.
CR17	18	C15	3	C64	10	C69	15	R19	25
CR18	18	C19	19	C65	22	C70	22	R20	25
CR19	18	C60	20	C66	23	C72	17	R28	26
C2	3	C62	21	C67	10	C73	16		
C14	16	C63	10	C68	10	R1	24		

EL3JX004

Figure 4. Amplifier, RF AM-3979/FRC-93, Rear View.

SECTION II

TM 11-5820-554-24P-1

(1) ILLUSTRATION		(2) SMR CODE	(3) NATIONAL STOCK NUMBER	(4) PART NUMBER	(5) FSCM	(6) DESCRIPTION <i>USABLE ON CODE</i>	(7) U/M	(8) QTY INC IN UNIT
(a) FIG NO.	(b) ITEM NO.							
4	1	PAFZZ	5910-00-666-7974	557018U2P034R	05162	CAPACITOR,VAR,CER	EA	1
4	2	XDFZZ		376-0205-0	1399	RESISTOR,YARIABLE	EA	1
4	3	PAFZZ	5910-00-714-3806	913-3013-00	13499	CAPACITOR,FIXED,CER	EA	12
4	4	PAFZZ	5910-00-604-7566	CK70AW102M	81349	CAPACITOR,FIXED,CER	EA	10
4	5	PAFZZ	5950-00-993-9807	30175	80089	TRANSFORMER,POWER,	EA	1
4	6	PAFZZ	5905-00-985-1216	710-9010-00	13499	RESISTOR,FIXED,WW	EA	1
4	7	PAFZZ	5945-00-985-3677	KRP2565-1	77342	RELAY,ARMATURE	EA	1
4	8	PAFZZ	5950-00-954-6551	240-1244-00	13499	COIL,RF	E&	1
4	9	PAFZZ	5950-00-880-0638	44142	78429	COIL,RF	EA	1
4	10	PAFZZ	5910-00-958-2511	CM05F221JP3	81349	CAPACITOR,FXD,MICA	EA	8
4	11	PAFZZ	5950-00-631-1423	4424-4	06560	COIL,RF	EA	1
4	12	PAFZZ	5930-00-960-4826	214093LK1	76854	SWITCH,ROTARY	EA	1
4	13	PAFZZ	5010-00-528-9944	39003	76487	COUPLING,SHAFT	EA	1
4	14	PAFZZ	5905-00-113-7346	RCR32G470JS	81349	RESISTOR,FXD,CMPSN	EA	4
4	15	PAFZZ	5910-00-958-2516	CM05 F151JP3	81349	CAPACITOR,FXD,MICA	EA	2
4	16	PAFZZ	5910-00-892-7961	CM05F101JP3	81349	CAPACITOR,FXD,MICA	EA	3
4	11	PAFZZ	5910-00-965-5336	CM05E470JP3	81349	CAPACITOR,FXD,MICA	EA	2
4	18	PAFZZ	5961-00-975-2175	1N458	81350	SEMICONDUCTOR,DIODE	EA	3
4	19	PAFZZ	5910-00-958-6690	CM05F271JP3	81349	CAPACITOR,FXD,MICA	EA	1
4	20	PAFZZ	5910-00-578-1976	CM05E820J	81349	CAPACITOR,FXD,MICA	EA	1
4	21	PAFZZ	5910-00-952-1549	DM15F5116500V	72136	CAPACITOR,FXD,MICA	EA	1
4	22	PAFZZ	5910-00-954-5498	MILC5-18	81349	CAPACITOR,FXD,MICA	FA	2
4	23	PAFZZ	5910-00-088-1146	CM05F331J03	81349	CAPACITOR,FXD,MICA	EA	1
4	24	PAFZZ	5905-00-195-6451	RC20GF472K	81349	RESISTOR,FXD,CMPSN	EA	1
4	25	PAFZZ	5905-00-190-8882	RC20GF393K	81349	RESISTOR,FXD,CMPSN	EA	2
4	26	PAFZZ	5905-00-141-1118	RCR20G390JS	81349	RESISTOR,FXD,CMPSN	EA	1

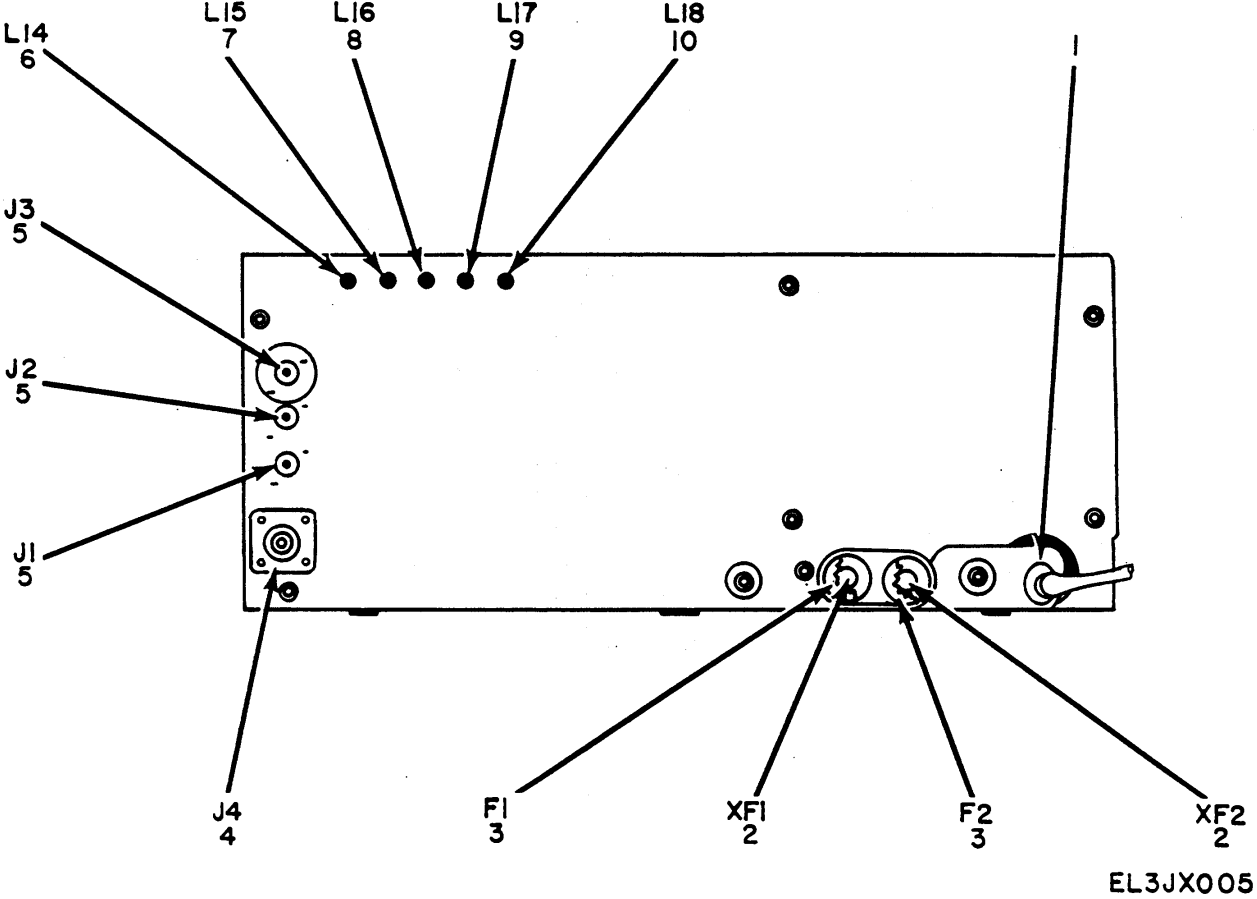


Figure 5. Amplifier RF AM-3979/FRC-93, Rear Panel.

SECTION II

TM 11-5820-554-20P-2

(1) ILLUSTRATION		(2)	(3)	(4)	(5)	(6)	(7)	(8)
(a) FIG NO.	(b) ITEM NO.	SMR CODE	NATIONAL STOCK NUMBER	PART NUMBER	FSCM	DESCRIPTION <i>USABLE ON CODE</i>	U/M	QTY INC IN UNIT
5	1	PAFZZ	5970-00-280-9427	X87	71590	INSULATOR,BUSHING	EA	1
5	2	PAFZZ	5920-00-892-9311	HKPJE	71400	FUSEHOLDER	EA	2
5	3	PAOZZ	5920-00-284-6433	314008	75913	FUSE,CARTRIDGE	EA	2
5	4	PAFZZ	5935-00-149-3483	UG58AU	80058	CONNECTOR,RCPT,ELEC	EA	1
5	5	PAFZZ	5935-00-259-2034	201-11-01-018	71785	JACK,TIP	EA	3
5	6	PAFZZ	5950-00-951-2799	547-3659-003	13499	COIL,RF	EA	1
5	7	PAFZZ	5950-00-951-5076	547-3660-003	13499	COIL,RF	EA	1
5	8	PAFZZ	5950-00-951-2798	547-3661-003	13 499	COIL,RF	EA	1
5	9	PAFZZ	5950-00-988-4023	547-3662-003	13499	COIL,RF	EA	1
5	10	PAFZZ	5950-00-951-5068	547-3663-003	13499	COIL,RF	EA	1
						13		

SECTION IV

NATIONAL STOCK NUMBER AND PART NUMBER INDEX

TM11-5820-554-24P-1

NOTE: LATEST NATIONAL STOCK NUMBER AND PART NUMBER ASSIGNMENTS ARE INCLUDED AT END OF INDEX

STOCK NUMBER	FIGURE NO.	ITEM NO.	STOCK NUMBER	FIGURE NO.	ITEM NO.
5935-00-149-34B3	5	4	5970-00-803-9428	2	24
5935-00-162-3077	2	9	5910-00-804-7088	2	17
5905-00-185-8516	2	23	5910-00-804-7566	4	4
5960-00-189-5973	2	3	5950-00-880-0638	4	9
5905-00-190-8882	4	25	5935-00-892-9148	1	8
5905-00-195-6451	4	24	6130-00-900-9411	2	18
5120-00-223-6995	1	11	5995-00-901-4336	1	10
5950-00-228-4234	2	2	5950-00-951-2798	5	8
5935-00-259-2034	5	5	5950-00-951-2799	5	6
			5950-00-951-3807	2	5
5905-00-279-2530	3	3	5950-00-951-5067	2	6
5905-00-279-3527	2	22	5950-00-951-5068	5	10
5905-00-279-4320	2	35	5950-00-952-5076	5	7
5970-00-280-9427	5	1	5910-00-952-1549	4	21
5920-00-284-6433	5	3	5910-00-952-2489	2	12
5310-00-514-6867	2	14	5950-00-954-6551	4	8
3010-00-528-9944	4	13	6625-00-958-1953	1	5
			5930-00-960-4826	4	12
5905-00-553-2402	3	5	5355-00-966-5289	1	1
5950-00-553-4527	2	32	5961-00-975-2175	4	18
5910-00-578-1976	4	20	5999-00-979-4287	2	25
5970-00-589-0845	2	29	5915-00-979-8225	2	8
5950-00-631-1423	4	11	5930-00-981-9342	1	2
5910-00-666-7974	4	1	5930-00-981-9343	2	28
5910-00-668-3647	2	7	5940-00-983-5211	2	19
5910-00-682-3135	2	31	5999-00-983-5213	2	16
5305-00-685-7329	2	4	5999-00-983-5213	2	
5910-00-714-3806	4	3	5910-00-984-0050	2	1
5905-00-722-3134	3	4	4140-00-985-0182	2	11
5910-00-725-3113	2	20	5905-00-985-1216	4	6
5905-00-739-8181	2	33	5945-00-985-3677	4	7
5915-00-774-5201	2	10	5930-00-985-3895	1	4
5355-00-778-4967	1	3	5950-00-988-4023	5	9
5120-00-781-8977	1	12	5995-00-990-8662	1	9
4140-00-782-5132	2	27	5950-00-993-9807	4	5
6105-00-797-0044	2	13	5905-00-993-6975	2	34
			5910-00-995-7469	2	30

PART NUMBER	FSCM	FIG. NO.	ITEM NO.	PART NUMBER	FSCM	FIG. NO.	ITEM NO.
CK70AW102M	81349	4	4	X87	71590	5	1
				YAB355-2	05624	2	11
CH05E820J	81349	4	20	Z14PBM17	44655	2	10
				0235	94375	1	7
				0811-113010109	39317	1	4
				1N1492	24446	3	1
				1N458	81350	4	18
				1N540	99180	2	21
				154-2	74970	2	1
CM28047	12697	2	33	201-11-01-018	71785	5	5
CN817319	97137	2	12	214093LK1	76854	4	12
C102-48	93490	1	9	215870F1	76854	2	28
DA134-048CB	71590	2	17	240-1244-00	13499	4	8
DA858-003	71590	2	7	3X108	71590	2	4
DM15F5116500V	72136	4	21	30175	80089	4	5
DYAB11647	05624	2	13	314008	75915	5	3
D33647	56289	2	30	34103	76487	2	2
034441	56289	2	20	350	08556	1	8
E1000	11976	2	29	376-0205-00	13499	4	2
GS10	71313	2	15	39003	76487	4	13
				4C1336	82389	1	10
KRP2565-1	77342	4	7	4414-2	78429	4	9
NS5W0206	81349	2	14	4414-4	82142	2	32
PA230-1005	71590	1	2	4424-4	06560	4	11
				449RSS4	02660	2	9
RC20GF393K	81349	4	25	458-0592-00	13499	1	5
RC20GF472K	81349	4	24	540-9230-003	13499	2	26
				544-0779-004	13499	1	3
RC42GF100K	81349	2	35	547-3632-002	13499	2	16
RC42GF103Y	81349	2	23	547-3632-002	13499	2	36
RC42GF152J	81349	3	3	547-3656-002	13499	1	1
RC42GF470K	81349	2	22	547-3659-003	13499	5	6
RN6581781F	81349	2	34	547-3660-003	13499	5	7
RSM5-IROF	91637	3	4	547-3661-003	13499	5	8
S076-4CAOOR2NPL	08664	1	12	547-3662-003	13499	5	9
				547-3663-003	13499	5	10
UG58AU	80058	5	4	547-3666-003	13499	2	19
X86	71590	2	24	547-3670-003	13499	2	25

PART NUMBER	FSCM	FIG. NO.	ITEM No.	PART NUMBER	FSCM	FIG. NO.	ITEM NO.
547-3694-00	13499	2	18	710-9010-00	13499	4	6
547-3702-00	13499	2	27	8SHORTARM	08664	1	11
547-3707-002	13499	2	8	8811	04855	2	3
547-3708-003	13499	2	5	851000X5U010Z2	05162	3	2
547-3718-002	13499	2	4	913-3013-00	13499	4	3
557018U2P034R	05612	4	1	913 - 4329-00	134992	3	1
705-4260-00	13499	3	5				

LATEST NATIONAL STOCK NUMBER ASSIGNMENTS

STOCK NUMBER	FIG. NO.	ITEM NO.
5905-00-113-7346	4	14
5905-00-141-1118	4	26
5935-00-928-3127	1	6
5910-00-954-5498	4	22
5961-00-978-7660	2	21

LATEST PART NUMBER ASSIGNMENTS

PART NUMBER	FSCM	FIG. NO.	ITEM NO.
RCR20G39JS	81349	4	26
RCR32G470JS	81349	4	14
UG1185BU	80058	1	6

ADDITIONAL LATEST NATIONAL STOCK NUMBER ASSIGNMENTS

STOCK NUMBER	FIG. NO.	ITEM NO.
5910-00-088-1146	4	23
5910-00-892-7961	4	16
5920-00-892-9311	5	2
5910-00-958-2511	4	10
5910-00-958-2516	4	15
5910-00-958-6690	4	19
5910-00-965-5336	4	17

ADDITIONAL LATEST PART NUMBER ASSIGNMENTS

PART NUMBER	FSCM	FIG. NO.	ITEM NO.
CM05E470JP3	81349	4	17
CM05F101JP3	81349	4	16
CM05F151JP3	81349	4	15
CM05F221JP3	81349	4	10
CM05F271JP3	81349	4	19
CM05F331J03	81349	4	23
HKPJE	71400	5	2
MILC5-18	81349	4	22

TM 11 5820-554-24P-1

By Order of the Secretary of the Army:

BERNARD W. ROGERS
General, United States Army
Chief of Staff

Official:

PAUL T. SMITH
Major General, United States Army
The Adjutant General

Distribution:

To be distributed in accordance with DA Form 12-50, Section II, Organizational literature requirements for AN/FRC-93.

*U.S. GOVERNMENT PRINTING OFFICE:1984 O-421-302 (3844)

RECOMMENDED CHANGES TO EQUIPMENT TECHNICAL PUBLICATIONS



THEN...JOT DOWN THE DOPE ABOUT IT ON THIS FORM. CAREFULLY TEAR IT OUT, FOLD IT AND DROP IT IN THE MAIL.

SOMETHING WRONG WITH PUBLICATION

FROM: (PRINT YOUR UNIT'S COMPLETE ADDRESS)

DATE SENT

PUBLICATION NUMBER

PUBLICATION DATE

PUBLICATION TITLE

BE EXACT PIN-POINT WHERE IT IS

PAGE NO.	PARA-GRAPH	FIGURE NO.	TABLE NO.

IN THIS SPACE, TELL WHAT IS WRONG AND WHAT SHOULD BE DONE ABOUT IT.

TEAR ALONG PERFORATED LINE

PRINTED NAME, GRADE OR TITLE AND TELEPHONE NUMBER

SIGN HERE

DA FORM 1 JUL 79 2028-2

PREVIOUS EDITIONS ARE OBSOLETE.

P.S.--IF YOUR OUTFIT WANTS TO KNOW ABOUT YOUR RECOMMENDATION MAKE A CARBON COPY OF THIS AND GIVE IT TO YOUR HEADQUARTERS.

This fine document...

Was brought to you by me:



[Liberated Manuals -- free army and government manuals](#)

Why do I do it? I am tired of sleazy CD-ROM sellers, who take publicly available information, slap “watermarks” and other junk on it, and sell it. Those masters of search engine manipulation make sure that their sites that sell free information, come up first in search engines. They did not create it... They did not even scan it... Why should they get your money? Why are not letting you give those free manuals to your friends?

I am setting this document FREE. This document was made by the US Government and is NOT protected by Copyright. Feel free to share, republish, sell and so on.

I am not asking you for donations, fees or handouts. If you can, please provide a link to liberatedmanuals.com, so that free manuals come up first in search engines:

<A HREF=<http://www.liberatedmanuals.com/>>Free Military and Government Manuals

– Sincerely
Igor Chudov
<http://igor.chudov.com/>