

**TECHNICAL MANUAL**

**DIRECT SUPPORT AND GENERAL SUPPORT MAINTENANCE  
REPAIR PARTS AND SPECIAL TOOLS LISTS  
(INCLUDING DEPOT MAINTENANCE REPAIR PARTS AND SPECIAL TOOLS)  
FOR  
TEST SET, ANTENNA COUPLER AN/ARM-109  
(NSN 6625-00-903-6385)**

---

**HEADQUARTERS, DEPARTMENT OF THE ARMY**

**5 JANUARY 1981**

TECHNICAL MANUAL

No. 11-6625-1636-34P

HEADQUARTERS  
DEPARTMENT OF THE ARMY  
WASHINGTON, DC, 5 January 1981

**DIRECT SUPPORT AND GENERAL SUPPORT MAINTENANCE  
REPAIR PARTS AND SPECIAL TOOLS LISTS  
(INCLUDING DEPOT MAINTENANCE REPAIR PARTS AND SPECIAL TOOLS)  
FOR  
TEST SET, ANTENNA COUPLER AN/ARM-109  
(NSN 6625-00-903-6385)  
Current as of July 1980**

**REPORTING ERRORS AND RECOMMENDED IMPROVEMENTS**

You can help improve this manual. If you find any mistakes or if you know of a way to improve the procedures, please let us know. Mail your letter DA Form 2028 (Recommended Changes to Publications and Blank Forms), or DA Form 2028-2 located in back of this manual direct to: Commander, US Army Communications and Electronics Materiel Readiness Command, ATTN: DRSEL-ME-MQ, Fort Monmouth, New Jersey 07703. In either case, a reply will be furnished direct to you.

**Table of Contents**

	Page	Illus Figure
Section I. Introduction.....	1	
II. Repair Parts List.....	5	
Group 00 Test Set, Antenna Coupler AN/ARM-109.....	5	1
01 Antenna Coupler Control Tester TS-2353/ARM-109 .....	7	2,3
02 Control, Amplifier Electronic TS-2354/ARM-109 .....	11	4,5
03 Discriminator Tester TS-2352/ARM-109 .....	17	6
04 Cables and Connectors.....	19	7
Section III. Special Tools List (Not applicable)		
IV. National Stock Number and Part Number Index .....	20	

\*This manual supersedes TM 114625-163634P, 12 October 1978.

**SECTION I  
INTRODUCTION**

**1. Scope**

This manual lists spares and repair parts; special tools; special test, measurement, and diagnostic equipment (TMDE), and other special support equipment required for performance of direct support and general support maintenance of the AN/ARM-109. It authorizes the requisitioning and issue of spares and repair parts as indicated by the source and maintenance codes.

**2. General**

This Repair Parts and Special Tools List is divided into the following sections:

a. *Section II. Repair Parts List.* A list of spares and repair parts authorized for use in the performance of maintenance. The list also includes parts which must be removed for replacement of the authorized parts. Parts lists are composed of functional groups in numeric sequence, with the parts in each group listed in figure and item number sequence.

b. *Section III. Special Tools List.* Not applicable.

c. *Section IV. National Stock Number and Part Number Index.* A list, in National item identification number (NIIN) sequence, of all National stock numbers (NSN) appearing in the listings, followed by a list, in alphameric sequence, of all part numbers appearing in the listings. National stock numbers and part numbers are cross-referenced to each illustration figure and item number appearance.

**3. Explanation of Columns**

a. *Illustration.* This column is divided as follows:

(1) Figure number. Indicates the figure number of the illustration on which the item is shown.

(2) Item number. The number used to identify item called out in the illustration.

b. Source, Maintenance, and Recoverability (SMR) Codes.

(1) Source code. Source codes indicate the manner of acquiring support items for maintenance, repair, or overhaul of end items. Source codes are entered in the first and second positions of the Uniform SMR Code format as follows:

Code	Definition
PA	Item procured and stocked for anticipated or known usage.
XD-A	support item that is not stocked. When required, item will be procured through normal supply channels.

**NOTE**

Cannibalization or salvage may be used as a source of supply for any items source coded above except those coded XA and aircraft support items as restricted by AR 700-42.

(2) Maintenance code. Maintenance codes are assigned to indicate the levels of maintenance authorized to USE and REPAIR support items. The maintenance codes are entered in the third and fourth positions of the Uniform SMR Code format as follows:

(a) The maintenance code entered in the third position will indicate the lowest maintenance level authorized to remove, replace, and use the support item.

The maintenance code entered in the third position will indicate one of the following levels of maintenance:

Code	Application/Explanation
O	Support item is removed, replaced, used at the organizational level.

H-Support item is removed, replaced, used at the general support level.

(b) The maintenance code entered in the fourth position indicates whether the item is to be repaired and identifies the lowest maintenance level with the capability to perform complete repair (i.e., all authorized maintenance functions). This position will contain one of the following maintenance codes:

Code	Application/Explanation
H	The lowest maintenance level capable of complete repair of the support item is the general support level.
Z	Nonreparable. No repair is authorized.

(3) Recoverability code. Recoverability codes are assigned to support items to indicate the disposition action on unserviceable items. The recoverability code is entered in the fifth position of the Uniform SMR Code format as follows:

Recoverability codes	Definition
Z	Nonreparable item. When unserviceable, condemn and dispose at the level indicated in position 3.
H	Reparable item. When uneconomically repairable, condemn and dispose at the general support level.

c. National Stock Number. Indicates the National stock number assigned to the item and will be used for requisitioning purposes.

d. Part Number. Indicates the primary number used by the manufacturer (individual, company, firm, corporation, or Government activity), which controls the design and characteristics of the item by means of its engineering drawings, specifications, standards, and inspection requirements to identify an item or range of items.

**NOTE**

When a stock numbered item is requisitioned, the repair part received may have a different part number than the part being replaced.

*e. Federal Supply Code for Manufacturer (FSCM).*

The FSCM is a 5-digit numeric code listed in SB 70842 which is used to identify the manufacturer, distributor, or Government agency, etc.

*f. Description.* Indicates the Federal item name and, if required, a minimum description to identify the item.

*g. Unit of Measure (U/M).* Indicates the standard of the basic quantity of the listed item as used in performing the actual maintenance function. This measure is expressed by a two-character alphabetical abbreviation (e.g., ea, in, pr, etc). When the unit of measure differs from the unit of issue, the lowest unit of issue that will satisfy the required units of measure will be requisitioned.

*h. Quantity Incorporated in Unit.* Indicates the quantity of the item used in the breakout shown on the illustration figure, which is prepared for a functional group, subfunctional group, or an assembly.

**4. Special Information**

The following publications pertain to the AN/ARM-109 and it's components:

TM 11-6625-1636-14, Test Set, Antenna Coupler AN/ARM- 109

TM 11-6625-1636-20P, Test Set, Antenna Coupler AN/ARM 109

**5. How to Locate Repair Parts**

a. When National stock number or part number is unknown.

(1) First. Using the table of contents, determine the functional group within which the item belongs. This is necessary since illustrations are prepared for functional groups and listings are divided into the same groups.

(2) Second. Find the illustration covering the functional group to which the item belongs.

(3) Third. Identify the item on the illustration and note the illustration figure and item number of the item.

(4) Fourth. Using the Repair Parts Listing, find the figure and item number noted on the illustration.

b. When National stock number or part number is known.

(1) First. Using the Index of National Stock Numbers and Part Numbers, find the pertinent National stock number or part number. This index is in NIIN sequence followed by a list of part numbers in alphameric sequence, cross-referenced to the illustration figure number and item number.

(2) Second. After finding the figure and item number, locate the figure and item number in the repair parts list.

**6. Abbreviations**

Not applicable.

(Next printed page is 4)

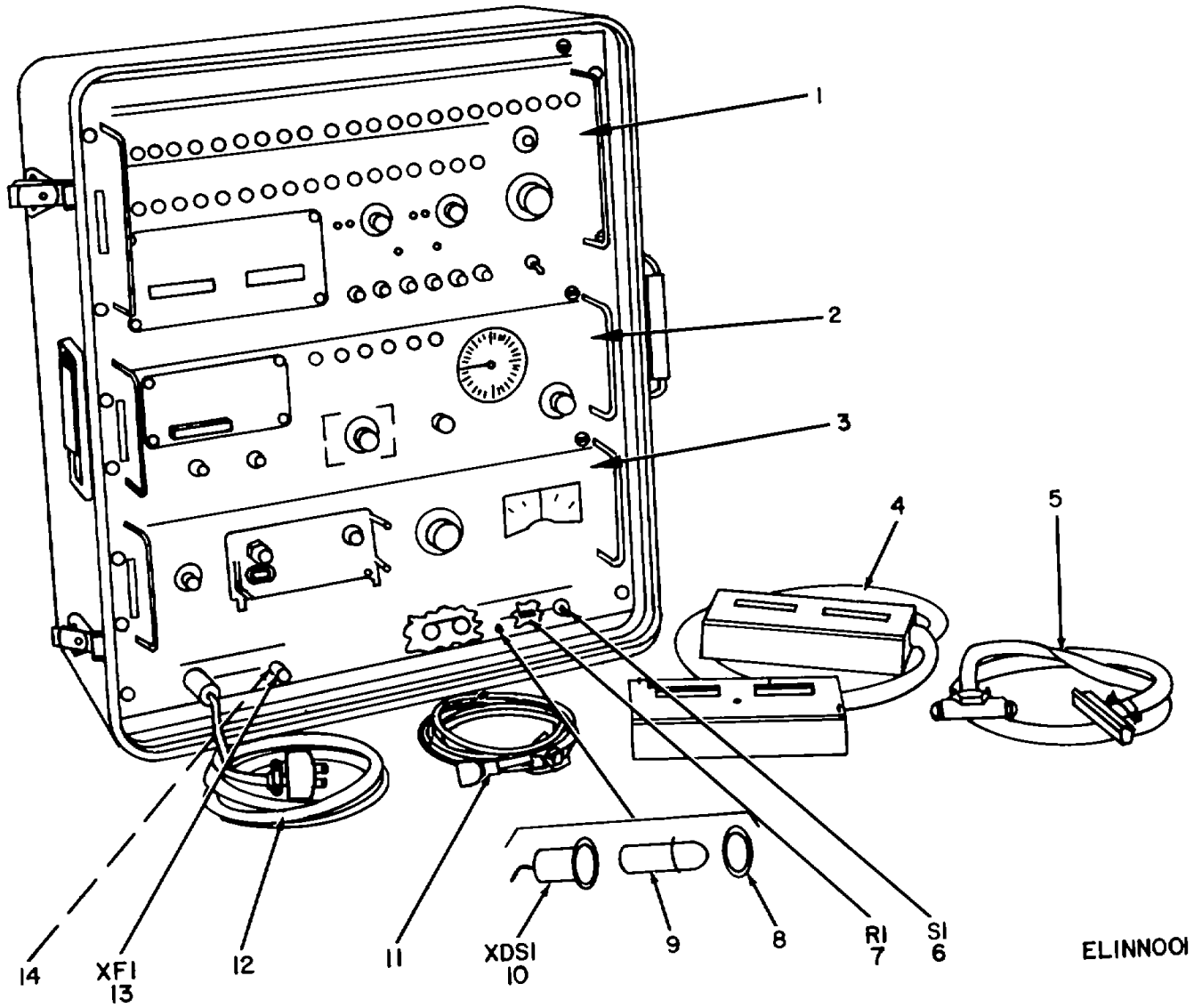


Figure 1. Test Set Antenna Coupler AN/ARM-109.

## SECTION II

TM 11-6625-3008-24P

(1) ILLUSTRATION		(2)	(3)	(4)	(5)	(6) DESCRIPTION	(7)	(8)
(a) FIG NO.	(b) ITEM NO.	SMR CODE	NATIONAL STOCK NUMBER	PART NUMBER	FSCM	USABLE ON CODE	U/M	QTY INC IN UNIT
						GROUP 00 TEST SET. ANTENNA COUPLER AN/ARM-109		
1	1	PAOHH	6625-00-070-1103	TS2353U	80058	TEST SET, CONTROL .....	EA	1
1	2	PAOHH	6625-00-498-9459	TS-2354/U	80005	TEST SET, AMPLIFIER .....	EA	1
1	3	XOOHH	6625-00-067-81	S-2352/U	80058	TEST SET, DISCRIMIN .....	EA	1
1	4	PAOHH	6625-00-935-2638	CX-10736/U	80058	CABLE ASSEMBLY, W -3 .....	EA	1
1	5	PAOHH	6625-00-935-237	CX-10736/U	80058	CABLE ASSEMBLY, W-2 .....	EA	1
1	6	PAHZZ	5930-00-655-75	MS35059-22	96906	SWITCH, TOGGLE .....	EA	1
1	7	PAHZZ	5905-00-975-160	RW67V272	81349	RESISTOR, FIXED, WIRE .....	EA	1
1	8	PAOZZ	6210-00-827-6574	856019-5MB	08717	LENS .....	EA	1
1	9	PAOZZ	6240-00-941-2696	385	08806	LAMP, INCANDESCENT .....	EA	1
1	10	PAHZZ	6210-00-059-6498	856001	08717	LAMP, HOLDER .....	EA	1
1	11	PAOHH	6625-00-935-2636	CG-3440/U	80058	CABLE ASSEMBLY, W-4 .....	EA	1
1	12	PAOHH	6150-00-935-2629	CX1037AMI09	80058	CABLE ASSEMBLY, W-1 .....	EA	1
1	13	XDHZZ	5920-0-121-5509	HKLEJQRW-AA-ZZ	71400	FUSEHOLDER .....	EA	1
1	14	XDOZZ		AGC250-2	71400	FUSE, CARTRIDGE .....	EA	1

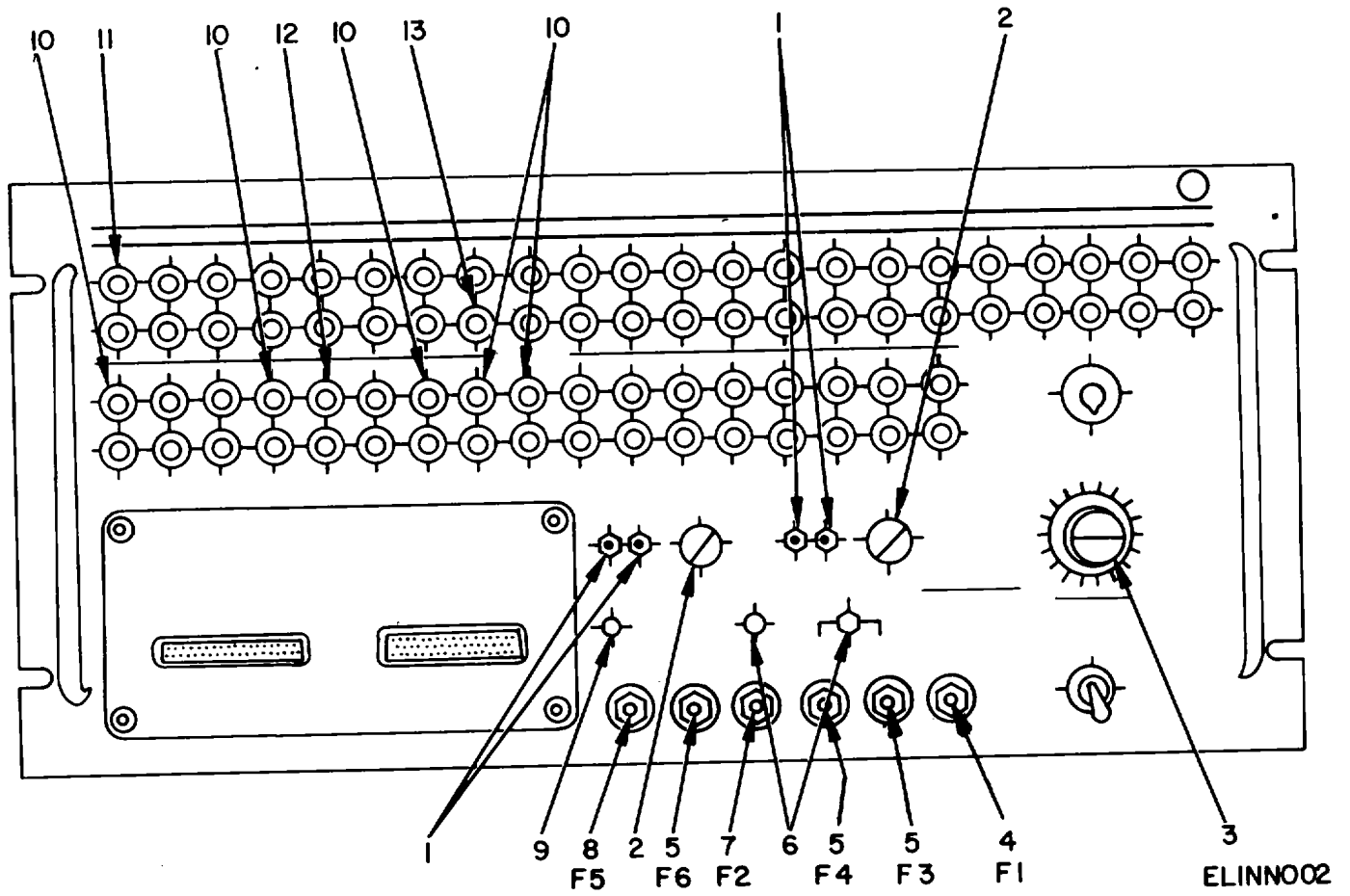


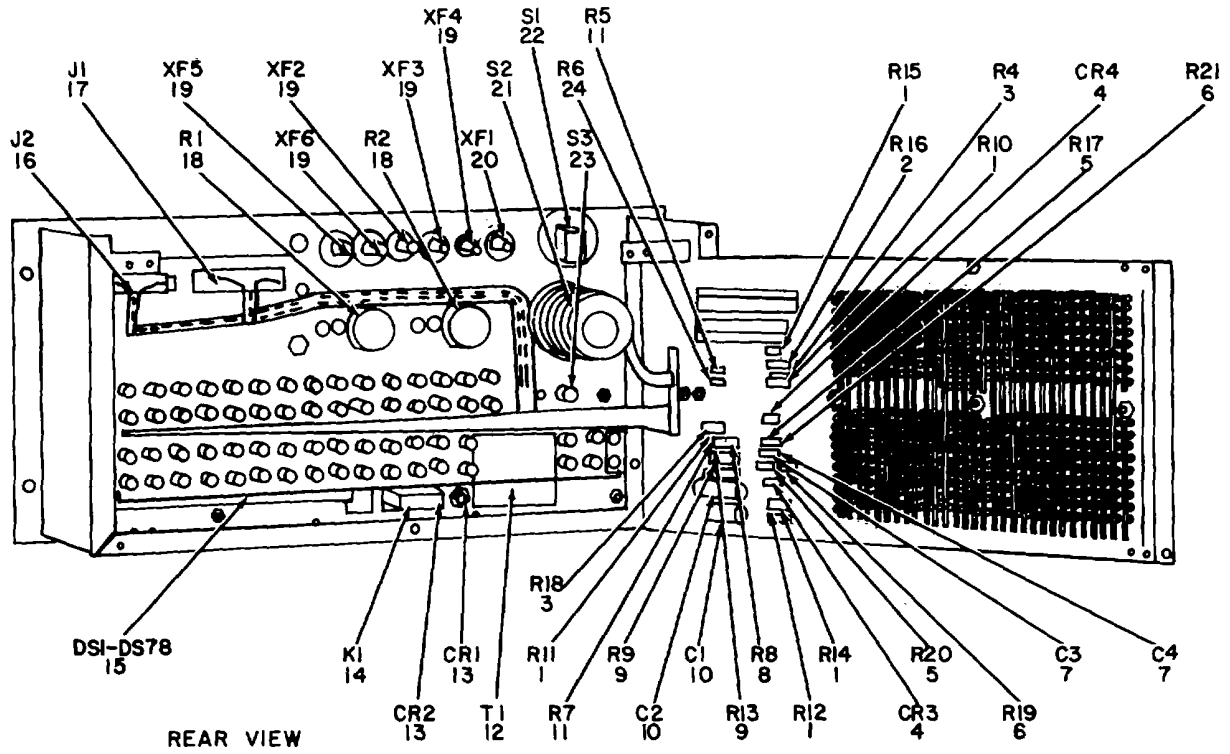
Figure 2. Antenna Coupler Control Tester TS-2353/ARM-109.

SECTION II

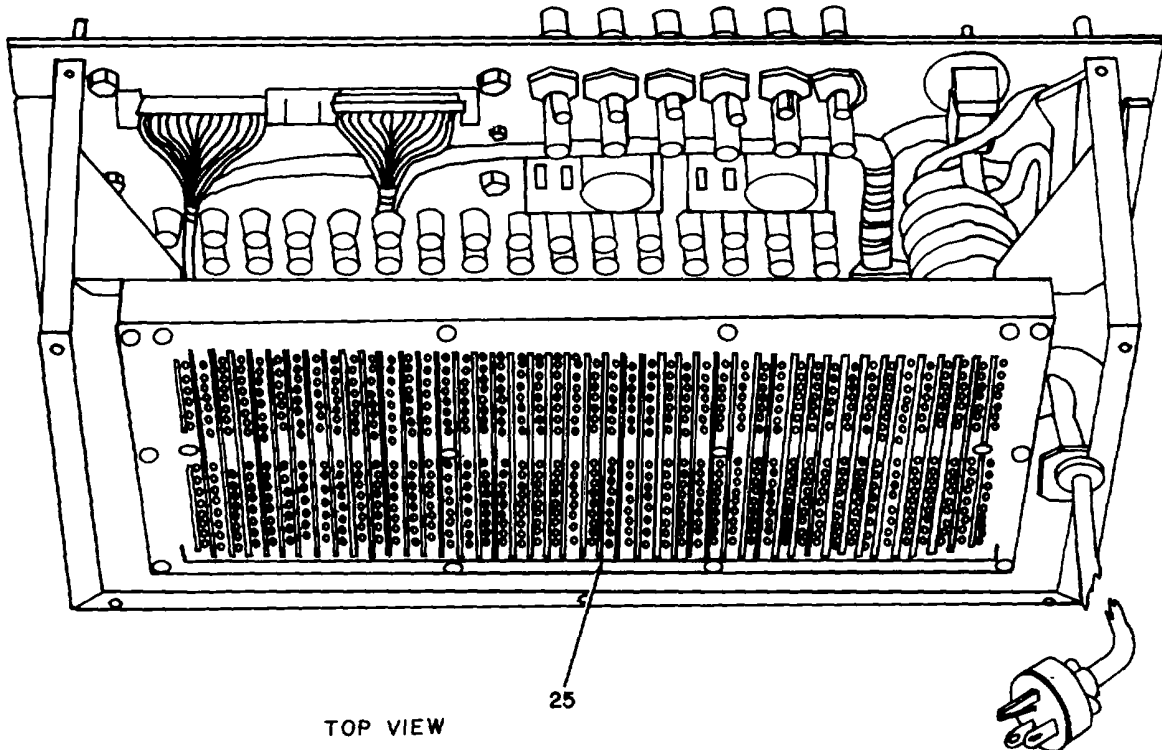
TM 11-6625-3008-24P

(1) ILLUSTRATION		(2)	(3)	(4)	(5)	(6)	(7)	(8)
(a) FIG NO.	(b) ITEM NO.	SMR CODE	NATIONAL STOCK NUMBER	PART NUMBER	FSCM	DESCRIPTION  USABLE ON CODE	U/M	QTY INC IN UNIT
						GROUP 01 ANTENNA COUPLER CONTROL TESTER TS-2353/ARM-109 (COLLINS P/N 878L-15)		
2	1	XDHZZ		MS16108-8A	96906	CONNECTOR.....	EA	4
2	2	PAOZZ	5355-00-767-5008	757-0233-001	13499	KNOB .....	EA	2
2	3	PAOZZ	5355-00-941-9660	757-0233-003	13499	KNOB .....	EA	1
2	4	PAOZZ	5920-00-280-8342	AG0250-1	71400	FUSE, CARTRIDGE .....	EA	1
2	5	PAOZZ	5920-00-280-8344	AG0250-1/2A	71400	FUSE, CARTRIDGE .....	EA	3
2	6	PAHZZ	5935-00-892-8804	MS16108-2A	96906	CONNECTOR.....	EA	2
2	7	XDOZZ	5920-00-735-6457	AG0250-3	71400	FUSE, CARTRIDGE .....	EA	A
2	8	PAOZZ	5920-00-050-4953	AG0250-1-1/2A	71400	FUSE, CARTRIDGE .....	EA	1
2	9	PAHZZ	5935-00-577-2336	MS16108-3A	96906	CONNECTOR.....	EA	1
2	10	PAOZZ	6240-00-965-1381	382	08806	LAMP, INCANDESCENT .....	EA	5
2	11	PAOZZ	6240-00-941-2696	385	08806	LAMP, INCANDESCENT .....	EA	73
2	12	PAOZZ	6210-00-827-6579	856019-4MB	08717	LENS .....	EA	39
2	13	PAOZZ	6210-00-827-6574	856019-5MB	08717	LENS .....	EA	39





REAR VIEW



TOP VIEW

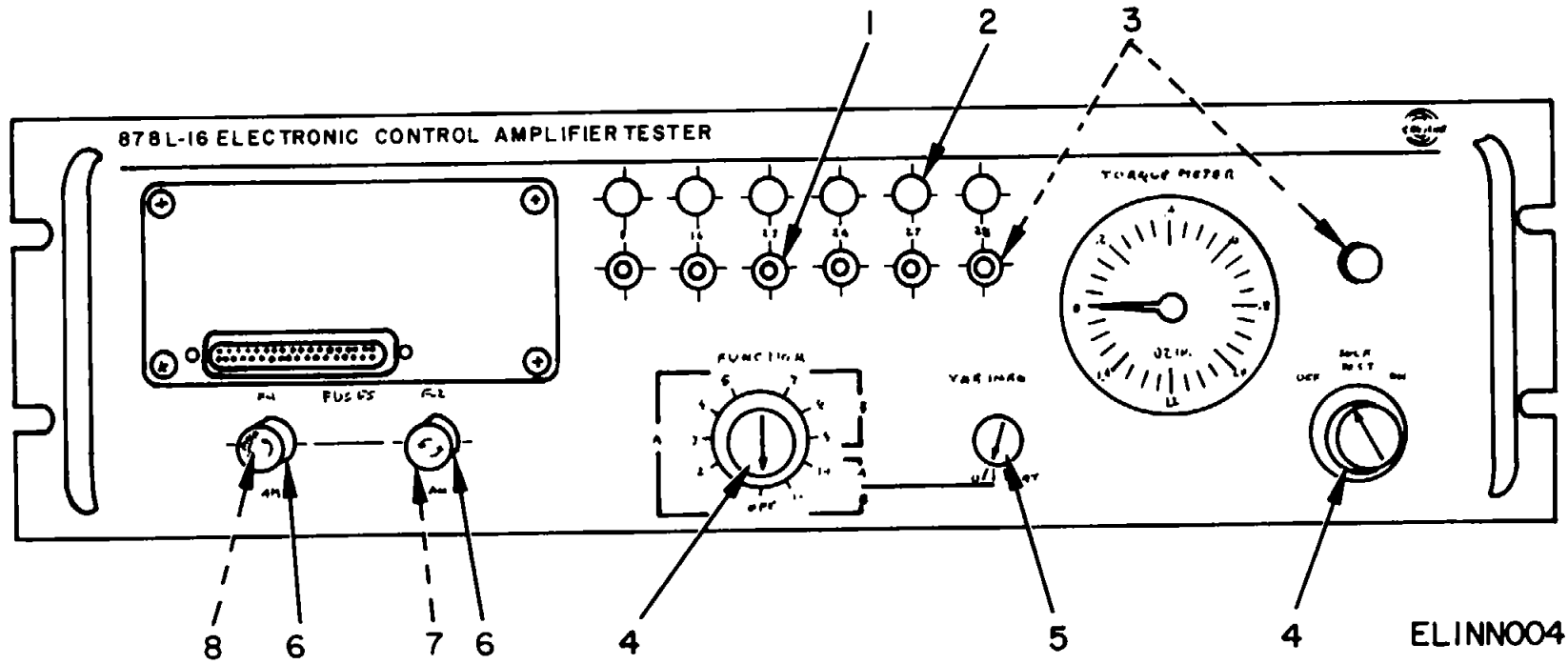
ELINN003

Figure 3. Antenna Coupler Control Tester TS-2353/ARM-109, Rear and Top Views.

SECTION II

TM 11-6625-3008-24P

(1) ILLUSTRATION		(2)	(3)	(4)	(5)	(6)	(7)	(8)
(a) FIG NO.	(b) ITEM NO.	SMR CODE	NATIONAL STOCK NUMBER	PART NUMBER	FSCM	DESCRIPTION  USABLE ON CODE	U/M	QTY INC IN UNIT
3	1	PAHZZ	5905-00-279-1724	R032GF151J	81349	RESISTOR, FIXED .....	EA	5
3	2	PAHZZ	5905-00-279-1724	R032GF151J	81349	RESISTOR, FIXED .....	EA	1
3	3	PAHZZ	5905-00-195-6761	R020GF1O4J	81349	RESISTOR .....	EA	2
3	4	PAHZZ	5961-00-964-6807	2N886	07688	SEMICONDUCTOR DEVIC .....	EA	2
3	5	PAHZZ	5905-00-290-8876	R020GF53K	81349	RESISTOR, FIXED. ....	EA	2
3	6	PAHZZ	5905-00-295-3410	R020GF13K	81349	RESISTOR, FIXED .....	EA	2
3	7	PAHZZ	5910-00-080-1718	805-014X5V0103Z	72982	CAPACITOR, FIXED .....	EA	2
3	8	PAHZZ	5905-00-279-3513	R020GF221J	81349	RESISTOR, FIXED .....	EA	1
3	9	PAHZZ	5905-00-975-1160	RW67V272	00213	RESISTOR, FIXED, WIRE.....	EA	2
3	10	PAHZZ	5910-00-886-5187	186P15403S1	56289	CAPACITOR, FIXED .....	EA	2
3	11	PAHZZ	5905-00-279-1880	R020GF272J	81349	RESISTOR, FIXED .....	EA	2
3	12	PAHZZ	5905-00-943-3970	A14876	70674	TRANSFORMER, POWER.....	EA	1
3	13	PAHZZ	5961-00-226-3717	1N1202	81349	SEMICONDUCTOR.....	At	2
3	14	PAHZZ	5945-00-847-9837	T154X583	70309	RELAY, ELECTROMAGNET .....	EA	1
3	15	PAHZZ	6210-00-059-6498	856001	08717	LAMPHOLDER .....	EA	78
3	16	XDHZZ		DFC-375-033	71468	CONNECTOR.....	EA	1
3	17	PAHZZ	5935-00-761-3797	DDF50S033	71468	CONNECTOR.....	EA	1
3	18	PAHZZ	5905-00-583-7670	RA20NASD501A	81349	RESISTOR, VARIABLE .....	EA	2
3	19	XDHZZ	5920-00-904-1370	HKR-EJQRW-AA-ZZ	71400	FUSEHOLDER .....	EA	5
3	20	XDHZZ	5920-00-121-5509	HKLEJQRW-AA-ZZ	71400	FUSEHOLDER .....	EA	1
3	21	XDHZZ		251927-L6	76854	SWITCH, ROTARY .....	EA	1
3	22	PAHZZ	5930-00-655-1507	MS25100-22	81349	SWITCH, TOGGLE.....	EA	1
3	23	PAHZZ	5930-00-266-0995	0100E3	81640	SWITCH, PUSH.....	EA	1
3	24	PAHZZ	5905-00-195-6800	RC20GF561J	81349	RESISTOR, FIXED .....	EA	1
3	25	PAHZZ	5961-00-577-6084	1N645	81349	SEMICONDUCTOR.....	EA	36C



ELIN004

Figure 4. Control Amplifier Electronic TS-2345/ARM-109.

SECTION II

TM 11-6625-3008-24P

(1) ILLUSTRATION		(2)	(3)	(4)	(5)	(6)	(7)	(8)
(a) FIG NO.	(b) ITEM NO.	SMR CODE	NATIONAL STOCK NUMBER	PART NUMBER	FSCM	DESCRIPTION  USABLE ON CODE	U/M	QTY INC IN UNIT
						GROUP 02 CONTROL, AMPLIFIER ELECTRONIC TS-23/AR-L&09 COLLINS P/N 878L-16)		
4	1	PAOZZ	6210-00-827-6574	856019-5MB	08717	LENS .....	EA	1
4	2	PAOZZ	6210-00-827-6579	856019-4MB	08717	LENS .....	EA	7
4	3	PAOZZ	6240-00-941-2696	385	08806	LAMP .....	EA	13
4	4	XDOZZ		757-0233-002	13499	KNOB .....	EA	2
4	5	PAOZZ	5355-00-767-5030	757-0232-001	13499	KNOB .....	EA	1
4	6	PAOZZ	5920-00-280-8342	AG0250-1	71400	FUSE, CARTRIDGE .....	EA	2
4	7	XDHZZ	5920-00-904-1370	HKR-EJQRW-AA-ZZ	71400	FUSEHOLDER .....	EA	1
4	8	XDHZZ	5920-00-121-5509	HKLEJQR-AA-ZZ	71400	FUSEHOLDER .....	EA	1

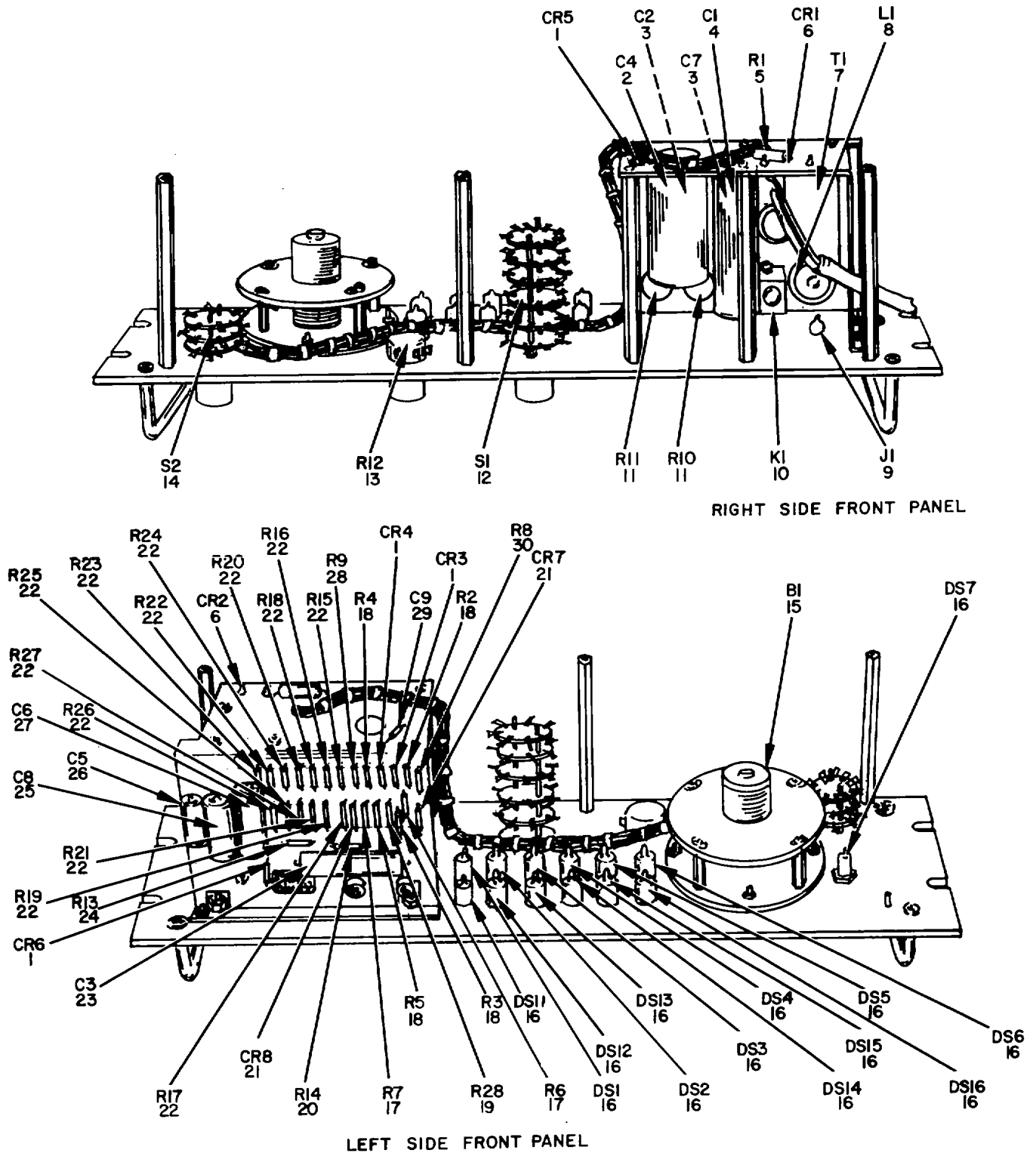


Figure 5. Control, Amplifier Electronic TS-2354/ARM109, Front Panel.

SECTION II

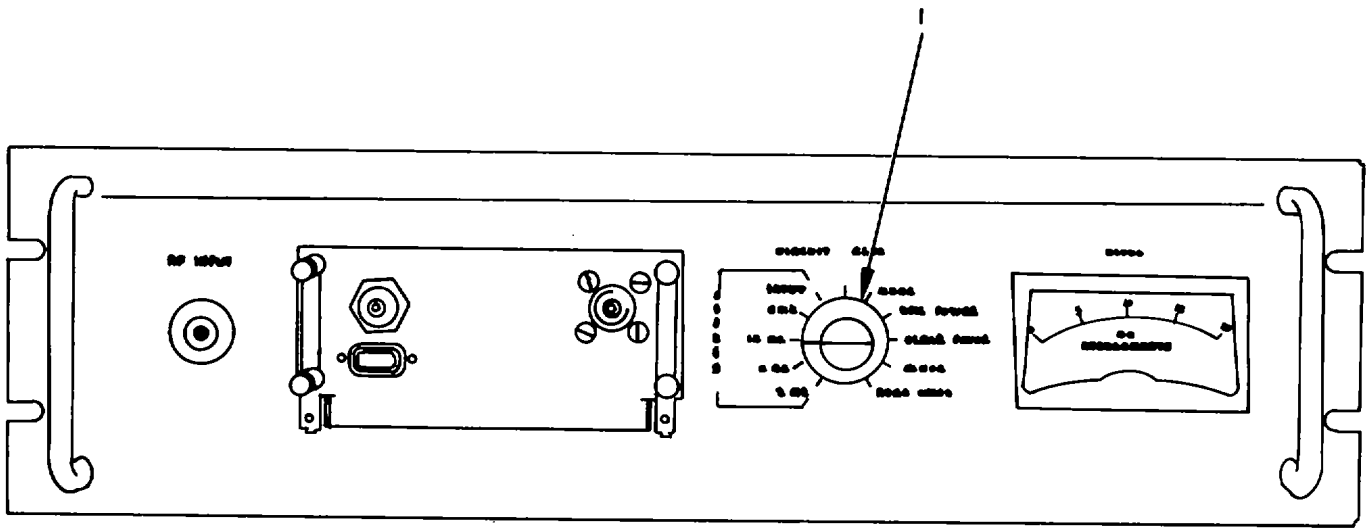
TM 11-6625-3008-24P

(1) ILLUSTRATION		(2)	(3)	(4)	(5)	(6)	(7)	(8)
(a) FIG NO.	(b) ITEM NO.	SMR CODE	NATIONAL STOCK NUMBER	PART NUMBER	FSCM	DESCRIPTION  USABLE ON CODE	U/M	QTY INC IN UNIT
5	1	PAHZZ	59'61-00-577-6084	1N645	81349	SEMICONDUCTOR.....	EA	4
5	2	PAHZZ	5910-00-089-8000	D33643	56289	CAPACITOR, FIXED.....	EA	1
5	3	XDHZZ		183-0844-000	13499	CAPACITOR, FIXED.....	EA	2
5	4	PAHZZ	5910-00-682-3803	D27781	56289	CAPACITOR FIXED.....	EA	1
5	5	PAHZZ	5905-00-950-4392	RW67V2R2	81349	RESISTOR, FIXED, WIRE.....	EA	1
5	6	PAHZZ	5961-00-880-2938	1N4003	80131	SEMICONDUCTOR.....	EA	2
5	7	PAHZZ	5950-00-943-3970	A14876	70674	TRANSFORMER, POWER.....	EA	1
5	8	PAHZZ	5950-00-679-9345	MP206-16B	95105	COIL, RADIO.....	EA	1
5	9	PAHZZ	5935-00-482-0285	DOMF37S	71468	CONNECTOR.....	EA	1
5	10	XDHZZ		TF154-20700-24VD		RELAY, ARMATURE.....	EA	1
				C	70309			
5	11	PAHZZ	5905-00-660-3973	FS19299	71450	RESISTOR, VARIABLE.....	EA	2
5	12	XDHZZ	5930-00-089-7833	253231K6	76854	SWITCH, ROTARY.....	EA	1
5	13	XDHZZ	5905-00-020-2400	RV2NAYSD1018	81349	RESISTOR, VARIABLE.....	EA	1
5	14	XDHZZ	5930-00-829-2499	253232K2	76854	SWITCH, ROTARY.....	EA	1
5	15	PAHZZ	6105-00-015-3509	2392-115-004	19710	MOTOR, CONTROL.....	EA	1
5	16	PAHZZ	6210-00-059-6498	856001	08717	LAMP, HOLDER.....	EA	13
5	17	PAHZZ	5905-00-171-2005	R020GF471K	81349	RESISTOR, FIXED.....	EA	2
5	18	PAHZZ	5905-00-252-5434	R02GF21J	81349	RESISTOR, FIXED.....	EA	4
5	19	PAHZZ	5905-00-190-8883	R020GF100J	81349	RESISTOR, FIXED.....	EA	1
5	20	XDHZZ	5905-00-279-1724	R032GFSJ	81349	RESIST FIXED.....	EA	1
5	21	PAHZZ	5961-00-950-6577	1N3826A	81349	SEMICONDUCTOR.....	EA	2
5	22	XDHZZ	5905-00-190-8889	R020GF101J	81349	RESISTOR, FIXED.....	EA	13
5	23	PAHZZ	5910-00-829-0109	D31971	56289	CAPACITOR, FIXED.....	EA	1
5	24	XDHZZ	5905-00-279-2649	R03GF181J	81349	RESISTOR, FIXED.....	EA	1
5	25	XDHZZ		118P47402S4	56289	CAPACITOR, FIXED.....	EA	1
5	25	XDHZZ	5910-00-822-5683	360175A	56289	CAPACITOR, FIXED, CER SELECT AT TEST.....	EA	1
5	25	XDHZZ		41092	01939	CAPACITOR, FIXED SELECT AT TEST.....	EA	1
5	25	XDHZZ	5910-00-103-7701	33058A3	56289	CAPACITOR, FIXED, CER SELECT AT TEST.....	EA	1
5	25	XDHZZ	5910-00-950-1142	55030	01939	CAPACITOR, FIXED, CER SELECT AT TEST.....	EA	1
5	25	XDHZZ		085314-4494	32159	CAPACITOR, FIXED, SELECT TEST.....	EA	1
5	25	XDHZZ		085314-4495	32159	CAPACITOR, FIXED SELECT AT TEST.....	EA	1
5	25	XDHZZ		V323ZP201-474M	50930	CAPACITOR, FIXED SELECT TEST.....	EA	1
5	25	XDHZZ		085314-4554	32159	CAPACITOR, FIXED SELECT AT TEST.....	EA	1
5	25	XDHZZ		085314-4586	32159	CAPACITOR, FIXED SELECT TEST.....	EA	1
5	26	PAHZZ	5910-00-814-7179	160P22494	56289	CAPACITOR, FIXED.....	EA	1
5	26	XDHZZ	5910-00-822-5683	OK63A103M	81349	CAPACITOR, FIXED, CER SELECT AT TEST.....	EA	1
5	26	XDHZZ		41092	01939	CAPACITOR, FIXED SELECT AT TEST.....	EA	1
5	26	XDHZZ	5910-00-103-7701	33058A3	56289	CAPACITOR, FIXED, CER: SELECT AT TEST.....	EA	1
5	26	XDHZZ	5910-00-950-1142	55030	01939	CAPACITOR, FIXED, CER SELECT AT TEST.....	EA	1

**SECTION II**

**TM 11-6625-3008-24P**

(1) ILLUSTRATION		(2)	(3)	(4)	(5)	(6)	(7)	(8)
(a) FIG NO.	(b) ITEM NO.	SMR CODE	NATIONAL STOCK NUMBER	PART NUMBER	FSCM	DESCRIPTION  USABLE ON CODE	U/M	QTY INC IN UNIT
5	26	XDHZZ		160P22494	01939	CAPACITOR, FIXED SELECT AT TEST .....	EA	1
5	27	PAHZZ	5910-00-924-4405	118P1550254	56289	CAPACITOR, FIXED.....	EA	1
5	28	PAHZZ	5905-00-195-5571	R020GF680J	81349	RESISTOR, FIXED .....	EA	1
5	29	XDHZZ		D027127	56289	CAPACITOR, FIXED.....	EA	1
5	30	PAHZZ	5905-00-279-3514	R020GF181J	81349	RESISTOR, FIXED .....	EA	1

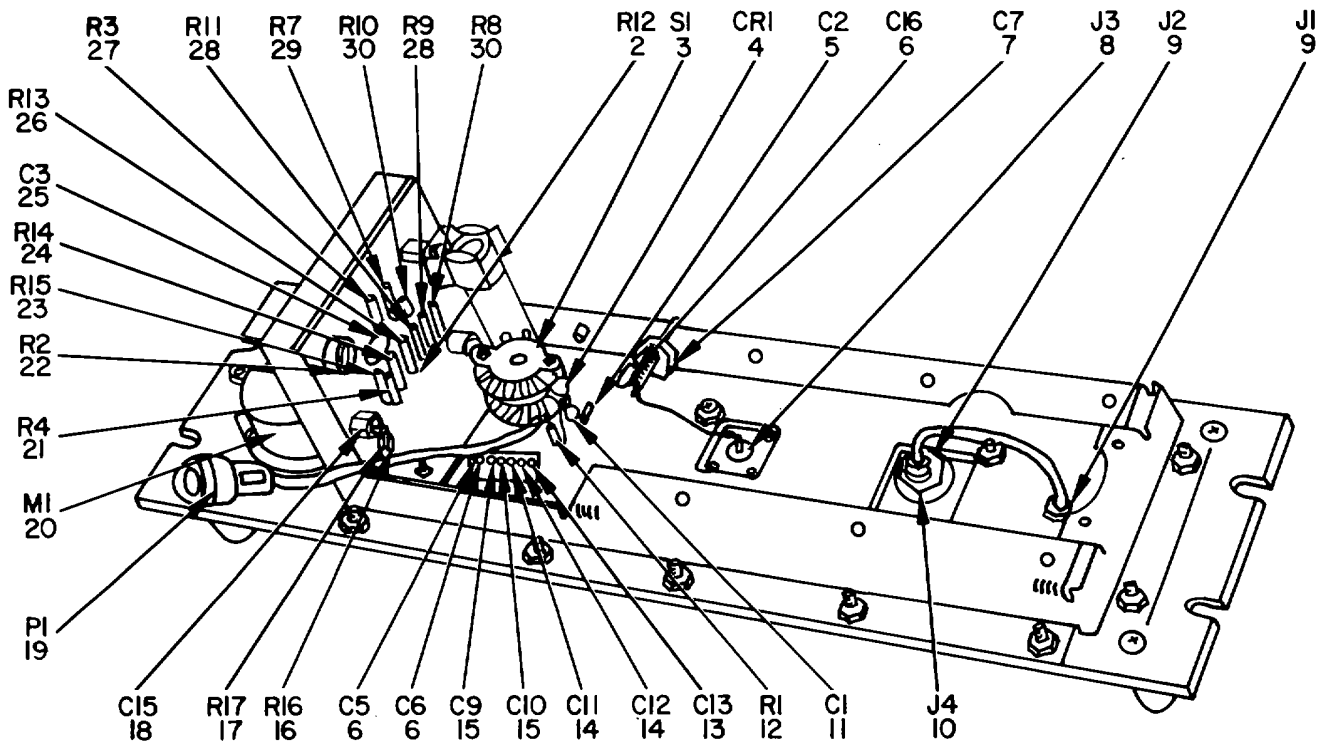


FRONT VIEW

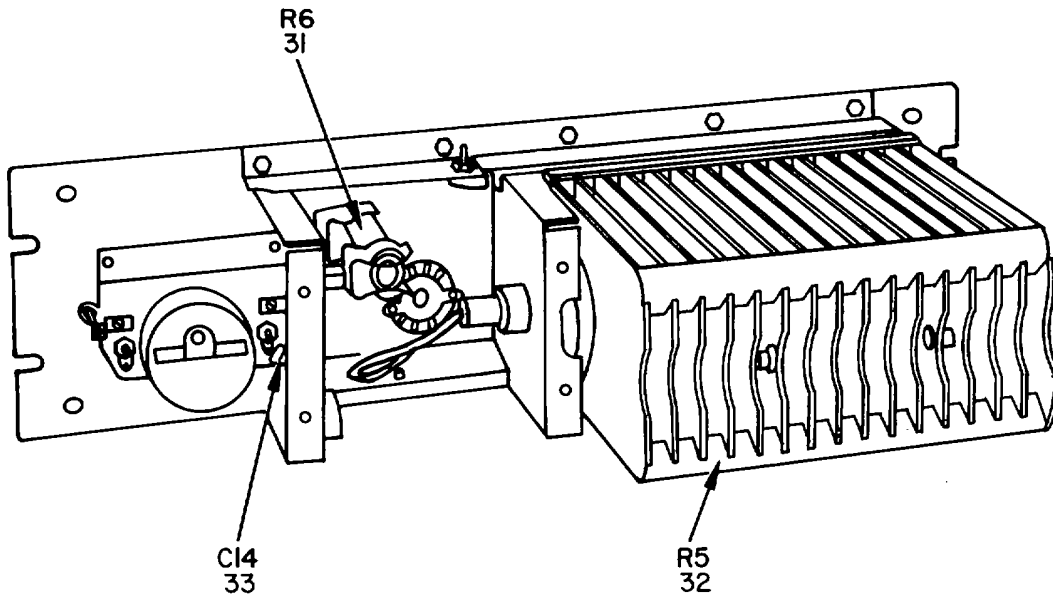
ELINNO06

Figure 6(1). Discriminator Tester TS-2352/ARM-109(Sheet 1 of 2).





INTERNAL VIEW WITH LOAD RESISTOR REMOVED



INTERNAL VIEW

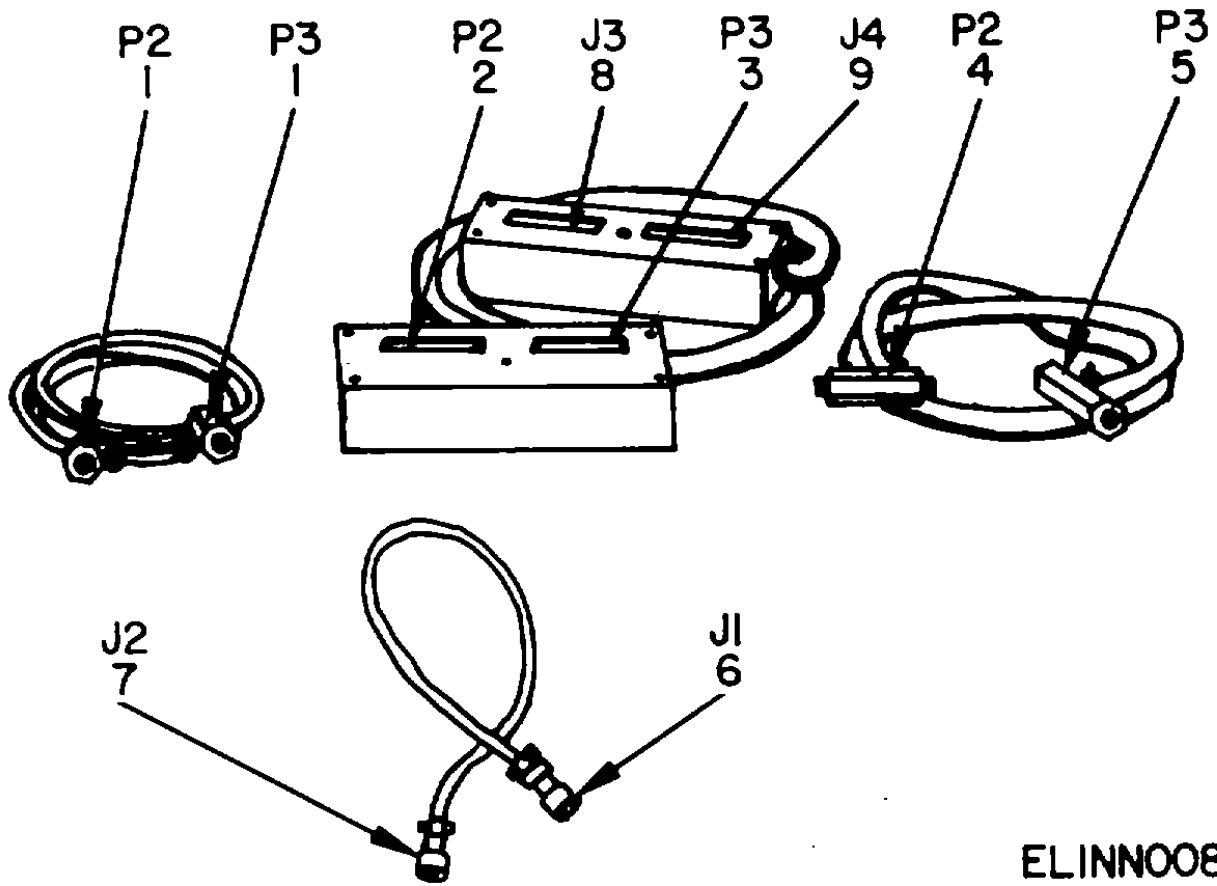
ELINNO07

Figure 6(2). Discriminator Tester TS-2352/ARM-109 (Sheet 2 of 2).

SECTION II

TM 11-6625-3008-24P

(1) ILLUSTRATION		(2)	(3)	(4)	(5)	(6)	(7)	(8)
(a) FIG NO.	(b) ITEM NO.	SMR CODE	NATIONAL STOCK NUMBER	PART NUMBER	FSCM	DESCRIPTION  USABLE ON CODE	U/M	QTY INC IN UNIT
GROUP 03 DISCRIMINATOR TESTER								
TS-Z352/ARK-IOs								
(COLLINS P/N 878SL-17)								
6	1	XDOZZ	5355-00-941-9660	757-0233-003	13499	KNOB .....	EA	1
6	2	PAHZZ	5905-00-762-3597	RN60D7502F	81349	RESISTOR, FIXED, FILM .....	EA	1
6	3	PAHZZ	5930-00-829-2498	25196N3	76854	SWITCH, ROTARY .....	EA	1
6	4	XDHZZ	5961-00-754-5852	1N198	07688	SEMICONDUCTOR .....	EA	1
6	5	PAHZZ	5910-00-954-5496	CM05E200J03	81349	CAPACITOR, FIXED .....	EA	1
6	6	XDHZZ		CM050120K03	72136	CAPACITOR, FIXED .....	EA	1
6	7	XDHZZ	5910-00-739-8197	160-130-3	74970	CAPACITOR .....	EA	1
6	8	XDHZZ	5935-00-283-7134	UG568/U	80058	CONNECTOR .....	EA	1
6	9	PAHZZ	5935-00-923-3858	101-03100A-80	94375	CONNECTOR .....	EA	1
6	10	XDHZZ	5935-00-060-9529	DEMF-9S	91146	CONNECTOR .....	EA	1
6	11	PAHZZ	5910-00-067-7293	0M050050K03K03	81349	CAPACITOR, FIXED .....	EA	1
6	12	PAHZZ	5905-00-069-3923	RN60D1473F	81349	RESISTOR, FIXED .....	EA	1
6	13	PAHZZ	5910-00-088-0282	0M5F181J03	81349	CAPACITOR, FIXED .....	EA	1
6	14	XDHZZ	5910-00-954-1772	0M5E470J03	81349	CAPACITOR, FIXED .....	EA	1
6	15	PAHZZ	5910-00-079-5162	0M05E270J03	81349	CAPACITOR, FIXED .....	EA	2
6	16	PAHZZ	5905-00-058-1770	RN601472F	81349	RESISTOR, FIXED, FILM .....	EA	2
6	17	PAHZZ	5905-00-993-6001	RN60D3161F	81349	RESISTOR, FIXED, FILM .....	EA	1
6	18	XDHZZ	5905-00-811-4384	327-029X5T0102Z	72982	CAPACITOR, FIXED .....	EA	1
6	19	PAHZZ	5935-00-925-6494	10101100A	94375	CONNECTOR .....	EA	1
6	20	PAHZZ	6625-00-879-2305	36-0892-0100	80145	AMMETER .....	EA	1
6	21	PAHZZ	5905-00-954-4642	RN60D1621F	81349	RESISTOR, FIXED, FILM .....	EA	1
6	22	PAHZZ	5905-00-408-4034	RV5LAYS104B	81349	RESISTOR, VARIABLE .....	EA	1
6	23	XDHZZ	5905-00-069-3929	RN60D4643F	81349	RESISTOR, FIXED, FILM .....	EA	1
6	24	PAHZZ	5905-00-062-0151	RN60D1622F	81349	RESISTOR, FIXED, FILM .....	EA	1
6	25	PAHZZ	5910-00-012-7734	41092A5	01939	CAPACITOR, FIXED .....	EA	1
6	26	PAHZZ	5905-00-984-7682	RN60D191F	81349	RESISTOR, FIXED, FILM .....	EA	1
6	27	XDHZZ	5905-00-983-6914	RN60D1002F	81349	RESISTOR, FIXED, FILM .....	EA	1
6	28	PAHZZ	5905-00-062-0150	RN603830F	81349	RESISTOR, FIXED, FILM .....	EA	2
6	29	PAHZZ	5905-00-728-4810	RN60D1102F	81349	RESISTOR, FIXED, FILM .....	EA	1
6	30	PAHZZ	5905-00-952-6025	RN60D4221F	81349	RESISTOR, FIXED FILM .....	EA	2
6	31	PAHZZ	5905-00-910-9447	712-4247-00	13499	RESISTOR .....	EA	1
6	32	PAHZZ	6625-00-828-9309	757-8424-001	13499	LOAD, RESISTOR .....	EA	1
6	33	XDHZZ	5910-00-889-4837	0M05F201J03	81349	CAPACITOR, FIXED .....	EA	1



ELINN008

Figure 7. Cables and Connectors.

**SECTION II**

**TM 11-6625-3008-24P**

(1) ILLUSTRATION		(2)	(3)	(4)	(5)	(6)	(7)	(8)
(a) FIG NO.	(b) ITEM NO.	SMR CODE	NATIONAL STOCK NUMBER	PART NUMBER	FSCM	DESCRIPTION  USABLE ON CODE	U/M	QTY INC IN UNIT
						GROUP 04 CABLES AND CONNECTORS		
7	1	PAHZZ	5935-00-925-6494	10101100A	94375	CONNECTOR.....	EA	2
7	2	PAHZZ	5935-00-615-6263	DD50P07	71468	CONVECTOR.....	EA	1
7	3	PAHZZ	5935-00-051-0033	D037PC33	71468	CONNECTOR.....	EA	1
7	4	XDHZZ	5935-00-820-9637	D0M-37S	91146	CONNECTOR.....	EA	1
7	5	PAHZZ	5935-00-775-0949	D0M37P	71468	CONNECTOR.....	EA	1
7	6	PAHZZ	5935-00-827-4943	PT0708-3P002	77820	CONNECTOR.....	EA	1
7	7	PAHZZ	5935-00-371-5365	7051G	74545	CONNECTOR.....	EA	1
7	8	XDHZZ	5935-00-708-7560	DDM50S	71468	CONNECTOR, RECEPTACLE .....	EA	1
7	9	XDHZZ		D0MF37S	71468	CONNECTOR.....	EA	1

SECTION IV. NATIONAL STOCK NUMBER AND PART NUMBER INDEX

STOCK NUMBER	FIG. NO.	ITEM NO.	STOCK NUMBER	FIG. NO.	ITEM NO.
5910-00-012-7734	6	25	5920-00-735-6457	2	7
6105-00-015-3509	5	15	5910-00-739-8197	6	7
5905-00-020-2400	5	13	5961-00-754-5852	6	4
5920-00-050-4953	2	8	5935-00-761-3797	3	17
5935-00-051-0033	7	3	5905-00-762-3597	6	2
5905-00-058-1770	6	16	5355-00-767-5008	2	2
6210-00-059-6498	1	10	5355-00-767-5030	4	5
6210-00-059-6498	3	15	5935-00-775-0949	7	5
6210-00-059-6498	5	16	5910-30-811-4384	6	18
5935-00-060-9529	6	10	5910-00-814-7179	5	26
5905-00-062-0150	6	28	5935-00-820-9637	7	4
5905-00-062-0151	6	24	5910-00-822-5683	5	25
5910-00-067-7293	6	11	5910-00-812-5683	5	26
5905-00-069-3923	6	12	5935-00-817-4943	7	6
5905-00-069-3929	6	23	6210-00-827-6574	1	8
6625-00-070-1103	1	1	6210-00-827-6574	2	13
5910-00-079-5162	6	15	6210-00-827-6574	4	1
5910-00-080-1718	3	7	6210-00-827-6579	2	12
5910-00-088-0282	6	13	6210-00-827-6579	4	2
5930-00-089-7833	5	12	6625-00-828-9309	6	32
5910-00-089-8000	5	2	5910-00-829-0109	5	23
5910-00-103-7701	5	25	5930-00-829-2498	6	3
5910-00-103-1770	5	26	5930-00-829-2499	5	14
5920-00-121-5509	1	13	5945-00-847-9837	3	14
5920-00-121-5509	3	20	6625-00-879-2305	6	20
5920-00-121-5509	4	8	5961-00-880-2938	5	6
5905-00-171-2005	5	17	5910-00-886-5187	3	10
5905-00-190-8876	3	5	5910-00-889-4837	6	33
5905-00-190-8883	5	19	5935-00-892-8804	2	6
5905-00-190-8889	5	22	5920-00-904-1370	3	19
5905-00-195-5511	5	28	5920-00-904-1370	4	7
5905-00-195-6761	3	3	5905-00-910-9447	6	31
5905-00-195-6800	3	24	5935-00-923-3858	6	9
5961-00-226-3711	3	13	5910-00-924-4405	5	27
5905-00-252-5434	5	18	5935-00-925-6494	6	19
5930-00-266-0995	3	23	5935-00-925-6494	7	1
5905-00-279-1724	3	1	6150-00-935-2629	1	12
5905-00-279-1724	3	2	6625-00-935-2636	1	11
5905-00-279-1724	5	20	6625-00-935-2631	1	5
5905-00-279-1880	3	11	6625-00-935-2638	1	4
5905-00-279-2649	5	24	6240-00-941-2696	1	9
5905-00-279-3513	3	8	6240-00-941-2696	2	11
5905-00-279-3514	5	30	6240-00-941-2696	4	3
5920-00-280-8342	2	4	5355-00-941-9660	2	3
5920-00-280-8342	4	6	5355-00-941-9660	6	1
5920-00-280-8344	2	5	5950-00-943-3970	3	12
5935-00-283-7134	6	8	5950-00-943-3970	5	7
5905-00-295-3410	3	6	5910-00-950-1142	5	25
5935-00-371-5365	7	7	5910-00-950-1142	5	26
5905-00-408-4034	6	22	5905-00-950-4392	5	5
5935-00-482-0285	5	9	5961-00-950-6577	5	21
5935-00-577-2336	2	9	5905-00-952-6025	6	30
5961-00-577-6084	3	25	5910-00-954-1772	6	14
5961-00-577-6084	5	1	5905-00-954-4642	6	21
5905-00-583-7670	3	18	5910-00-954-5496	6	5
5935-00-6L5-6263	7	2	5961-00-964-6801	3	4
5930-00-655-1507	3	22	6240-00-965-1381	2	10
5930-00-655-1575	1	6	5905-00-915-1160	1	7
5905-00-660-3973	5	11	5905-00-975-1160	3	9
5950-00-679-9345	5	8	5905-00-983-0914	a	21
5910-00-682-3803	5	4	5905-00-984-7682	6	27
5935-00-708-7560	1	8	5905-00-993-6001	6	17
5905-00-728-4810	6	29			

PART NUMBER	FSCM	FIG. NO.	ITEM NO.	PART NUMBER	FSCM	FIG. NO.	ITEM NO.
AG0250-1	71400	2	4	0M05E200J03	81349	6	S
AG0250-1	71400	4	6	0N05E2070J03	81349	6	15
AG0250-1-1/2A	71400	2	8	0M05E470J03	81349	6	14
AG0250-12A	71400	2	5	0M0518181J03	81349	6	13
AG0250-2	71400	1	14	0M05201J03	81349	6	33
AG0250-3	71400	2	7	0X-10735/U	80058	1	4
A14876	70674	3	12	0X-10736/U	80058	1	5
A14876	70674	5	7	0X10737ARM109	80058	1	12
0G-3544C/U	80058	1	11	0100E3	81640	3	23
0K63AM103M	81349	5	26	085314-4494	32159	5	25
0M05C50K03	81349	6	11	085314-4495	32159	5	25
0M05C20K03	72136	6	6	085314-4554	32159	5	25

SECTION IV. NATIONAL STOCK NUMBER AND PART NUMBER INDEX

PART NUMBER	FSCM	FIG. NO.	ITEM NO.	PART NUMBER	FSCM	FIG. NO.	ITEM NO.
085314-4586	32159	5	25	RW67V272	81349	1	1
D0M-37S	91146	7	4	TF154-20700-24VDO	70309	5	10
D0MF37S	71468	5	9	TS-2352/U	80058	1	3
D0MF37S	71468	7	9	TS-2354/U	60058	1	2
O0M37P	71468	7	5	TS2353u	80058	1	1
D037P033	71468	7	3	T154X583	70309	3	14
DDF50S033	71468	3	17	UG568/U	80058	6	8
DDM50S	71468	7	8	V323ZP201-474m	50930	5	25
DD50P07	71468	7	2	1N1202	81349	3	13
DEMF-9S	91146	6	10	1N198	076a8	6	4
DF0-375-033	71168	3	16	1N3826A	81349	5	21
D27127	56289	5	29	1N4003	80131	5	6
D27781	56289	5	4	1N645	81349	3	25
D31971	56289	5	23	1N645	81349	5	1
D33643	56289	5	2	101-031000A-80	94375	6	9
FS19299	71450	5	11	10101100A	94315	6	19
HKLEJQRW-AA-ZZ	71400	1	13	10101100A	94375	7	1
HKLEJQRW-AA-ZZ	71400	3	20	118P1550254	56289	5	27
HKLEJQRW-AA-ZZ	71400	4	8	118P47402S4	56289	5	25
HKR-EJQRW-AA-ZZ	71400	3	19	160-130-3	14970	6	1
HKR-EJQRW-AA-ZZ	71400	4	1	160P22494	01939	5	26
MP206-16B	95105	5	8	160P22494	56289	5	26
MS16108-2A	96906	2	6	183-0844-000	13499	5	3
MS16108-3A	96906	2	9	186P15403S1	56289	3	10
MS16108-8A	96906	2	1	2N886	07688	3	4
MS25100-22	81349	3	22	2392-115-004	19710	5	15
MS35059-22	96906	1	6	251926N3	76854	6	3
PT0708-3P002	77820	7	6	251927-L6	76854	3	21
RA20NASD501A	81349	3	18	253231K6	76854	5	12
R020GF000J	81349	5	19	253232K2	76854	5	14
R0Z020GF0J	81349	5	22	327-029X5T0102Z	72982	6	18
R0200F104J	81349	3	3	33058A3	56289	5	25
R0Z0GF12J	81349	5	18	33058A3	56289	5	26
R020GF153K	81349	3	5	36-0892-0100	80145	6	20
R020GF181J	81349	5	30	360175A	56289	5	25
R020GF221J	81349	3	8	382	08806	2	10
R020GF272J	81349	3	11	385	08806	1	9
R0Z0GF47tK	81349	5	17	385	08806	2	11
R020GF473K	81349	3	6	385	08806	4	3
R020GF561J	81349	3	24	41092	01939	5	25
R020GF80J	81349	5	28	41092	01939	5	26
R03GZ0F15J	81349	3	1	41092A5	01939	6	25
R032F1s51J	81349	3	2	55030	01939	5	25
R032GF151J	81349	5	20	55030	01939	5	26
R0320F181J	81349	5	24	7051G	74545	7	7
RN601002F	81349	6	27	712-4247-00	13499	6	31
RN6001102F	81349	6	29	757-0232-001	13499	4	5
RN60D1472F	81349	6	16	757-0233-001	13499	2	2
RN6001473F	81349	6	12	757-0233-002	13499	4	4
RNb601621F	81349	6	21	757-0233-003	13499	2	3
RN6000162F	81349	6	24	757-0233-003	13499	6	1
RN6003161F	81349	6	17	757-8424-001	13499	6	32
RND003830F	81349	6	28	805-014X5V0103Z	72982	3	7
RN60D4221F	81349	6	30	856001	08117	1	10
RN6004643F	81349	6	23	856001	08717	3	15
RN60D6191F	81349	6	26	856001	08117	5	16
RN60D7502F	81349	6	2	856019-4MB	08717	2	12
RV2NAYS101B	81349	5	13	856019-4MB	08717	4	2
RVS1AYS81048	81349	6	22	856019-5MB	08717	1	8
RW67V2R2	81349	5	5	856019-5MB	08717	2	13
RW67V272	00213	3	9	856019-5M8	08717	4	1

LATEST NATIONAL STOCK NUMBER ASSIGNMENTS

STOCK NUMBERS	FIG. NO.	ITEM NO.
6625-00-067-8110	1	3
6625-00-498-9459	1	2

By Order of the Secretary of the Army:

E. C. MEYER  
General, United States Army  
Chief of Staff

Official:

J. C. PENNINGTON  
Major General, United States Army  
The Adjutant General

DISTRIBUTION:

To be distributed in accordance with DA Form 12-36A Direct and General Support maintenance requirements for AN/ARM-109.





