

---

TECHNICAL MANUAL

ORGANIZATIONAL MAINTENANCE REPAIR PARTS  
AND SPECIAL TOOLS LISTS  
FOR  
RADIO SET AN/GRC-165  
(NSN 5820-00-935-8038)

---

HEADQUARTERS, DEPARTMENT OF THE ARMY

DECEMBER 1976

TECHNICAL MANUAL }  
 No. 11-5820-759-20PJ }

HEADQUARTERS  
 DEPARTMENT OF THE ARMY  
 WASHINGTON, DC, 1 December 1976

**ORGANIZATIONAL MAINTENANCE  
 REPAIR PARTS AND SPECIAL TOOLS LISTS  
 FOR  
 RADIO SET AN/GRC-165  
 (NSN 5820-00-935-8038)  
 Current as of 1 July 1976**

**REPORTING OF ERRORS**

You can improve this manual by recommending improvements using DA Form 2028-2 (Test) located in the back of the manual. Simply tear out the self-addressed form, fill it out as shown on the sample, fold it where shown, and drop it in the mail. If there are no blank DA Form 20282 (Test) in the back of your manual, use the standard DA Form 2028 (Recommended Changes to Publications and Blank Forms) and forward to the Commander, US Army Electronics Command, ATTN: DRSEL-MA-Q, Fort Monmouth, NJ 07703. In either case a reply will be furnished direct to you.

**TABLE OF CONTENTS**

		Page	Illus Figure
Section	I. Introduction.....	2	
	II. Repair parts list .....	5	
Group	00 RadioSetAN/GRC-165 .....	5	1
	01 Receiver Transmitter RT-902A/GRC-165 .....	7	2
	02 Antenna Coupler CU-1782A/GRC-165 .....	12	3
	03 Mounting MT-3975/GRC-165 .....	14	4
	04 Mounting MT-3976/GRC-165 (No parts authorized)		
	05 Cable Assemblies (No parts authorized)		
	06 Microphone M - 1431GR (No parts authorized)		
	07 RadioSetControlC-7648A/GRC-165' .....	16	6
	0701 Handset H -2801GRC -165 (No parts authorized)		
	08 Antenna AS-2203/GRC-165.....	18	6
Section	III. Special tools list (Not applicable)		
	IV. National stock number and part number index.....	20	

**SECTION I**

**INTRODUCTION**

**1. Scope**

This manual lists repair parts required for performance of organizational maintenance of the AN/GRC-165.

**2. General**

This Repair Parts and Special Tools List is divided into the following sections:

a. Section II. Repair Parts List. A list of repair parts authorized for use in the performance of maintenance. The list also includes parts which must be removed for replacement of the authorized parts. Parts lists are composed of functional groups in ascending numerical sequence, with the parts in each group listed in figure and item number sequence.

b. Section III. Special Tools List. Not applicable.

c. Section IV. National Stock Number and Part Number Index. A list, in National item identification number (NIIN) sequence, of all National stock numbers (NSN) appearing in the listings, followed by a list, in alphanumeric sequence, of all part numbers appearing in the listings. National stock numbers and part numbers are cross-referenced to each illustration figure and item number appearance.

**3. Explanation of Columns**

The following provides an explanation of columns found in the tabular listings: a. Illustration. This column is divided as follows:

(1) Figure number. Indicates the figure number of the illustration in which the item is shown.

(2) Item number. The number used to identify each item called out in the illustration. b. Source, Maintenance, and Recoverability Codes (SMR).

(1) Source code. Source codes are assigned to support items to indicate the manner of acquiring support items for maintenance, repair, or overhaul of end items. Source codes are entered in the first and second positions of the Uniform SMR Code format as follows:

Code	Definition
PA--	Item procured and stocked for anticipated or known usage.

PB-	Item procured and stocked for insurance purpose because essentiality dictates that a minimum quantity be available in the supply system.
-----	--

XD-A	support item which is not stocked. When required, item will be procured through normal supply channels. PD-
	Support item, excluding support equipment,

Code	Definition
	cured for initial issue or outfitting and stocked only for subsequent or additional initial issues or outfittings. Not subject to automatic re-plenishment.

(2) Maintenance code. Maintenance codes are assigned to indicate the levels of maintenance authorized to USE and REPAIR support items. The maintenance codes are entered in the third and fourth positions of the Uniform SMR Code format as follows:

(a) The maintenance code entered in the third position will indicate the lowest maintenance level authorized to remove, replace, and use the support item. The maintenance code entered in the third position will indicate one of the following levels of maintenance:

Code	Application/Explanation
C-	Crew or operator maintenance performed within organizational maintenance.

O--	Support item is removed, replaced, used at the organizational level.
-----	--

(b) The maintenance code entered in the fourth position indicates whether the item is to be repaired and identifies the lowest maintenance level with the capability to perform complete repair (i.e., all authorized maintenance functions). This position will contain one of the following maintenance codes:

Code	Application/Explanation
F-	The lowest maintenance level capable of complete repair of the support item is the direct support level.

D--	The lowest maintenance level capable of complete repair of the support item is the depot level, performed by depot.
-----	---

Z -	Nonreparable. No repair is authorized.
-----	--

(3) Recoverability code. Recoverability codes are assigned to support items to indicate the disposition action on unserviceable items. The recoverability code is entered in the fifth position of the Uniform SMR Code format as follows:

Recoverability	Definition codes
Z-	Nonreparable item. When unserviceable, condemn and dispose at the level indicated in position 3.

D-	Reparable item. When beyond lower level repair capability, return to depot. Condemnation and disposal not authorized below depot level.
----	---

F-	Reparable item. When uneconomically repairable, condemn and dispose at the direct support level.
----	--

c. National Stock Number. Indicates the National stock number assigned to the item and will be used for requisitioning purposes.

d. Part Number. Indicates the primary number used by the manufacturer (individual, company, firm, corporation, or Government activity), which controls the design and characteristics of the item by means of its engineering drawings, specifications standards, and inspection requirements, to identify an item or range of items.

**NOTE**

When a stock-numbered item is requisitioned, the repair part received may have a different part number than the part being re- placed.

e. Federal Supply Code for Manufacturer (FSCM). The FSCM is a 5-digit numeric code listed in SP 708-42 which is used to identify the manufacturer, distributor, or Government agency, etc.

f. Description. Indicates the Federal item name and, if required, a minimum description to identify the item.

g. Unit of Measure (U/M). Indicates the standard of the basic quantity of the listed item as used in performing the actual maintenance function. This measure is expressed by a two-character alphabetical abbreviation (e.g., ea, in, pr, etc.). When the unit of measure differs from the unit of issue, the lowest unit of is- sue that will satisfy the required units of measure will be requisitioned.

H. Quantity Incorporated in Unit. Indicates the quantity of the item used in the breakout shown on the illustration figure, which is prepared for a functional group, subfunctional group, or an assembly.

**4. Special Information**

a. The illustrations in the manual are identical to those published in TM 11-5820-759-34P. Only those parts assigned the third position SMR Code "C" or "O" are listed in the tabular listing; therefore, there may be a break in the item number listing. Only illustra-

tions containing organizational authorized items ap- pear in this manual.

b. The following publications pertain to . AN/GR(-165 and its components: TM 11-5820-759-12, Radio Set ANIGRC-165 TM 11-5820-759-34P, Radio Set ANIGRC-165 TM 11-5820-759-35, Radio Set ANIGRC-165

c. All equipments having serial numbers above 6000 are equipped with the RT-902A/GRC-165.

d. All equipments having serial numbers above 5000 are equipped with the CU-1782A/GRC-165.

**5. How to Locate Repair Parts**

a. When National Stock Number or Part Number is Unknown:

(1) First. Using the table of contents, determine the functional group within which the repair part belongs. This is necessary since illustrations are prepared for functional groups, and listings are divided into the same groups.

(2) Second. Find the illustration covering the functional group to which the repair part belongs.

(3) Third. Identify the repair part on the illustration and note the illustration figure and item number of the repair part.

(4) Fourth. Using the Repair Parts Listing, find the figure and item number noted on the illustration.

b. When National Stock Number or Part Number Is Known:

(1) First. Using the Index of National Stock Numbers and Part Numbers, find the pertinent National stock number or part number. This index is in NIIN sequence, followed by a list of part numbers in ascending alphanumeric sequence, cross-referenced to the illustration figure number and item number.

(2) Second. After finding the figure and item number, locate the figure and item number in the re- pair parts list.

**6. Abbreviations**

(Not. Applicable)

(Next printed page is 4)




FIGURE 1. RADIO SET AN/GRC-165






FIGURE 2 ©. RECEIVER TRANSMITTER, RADIO RT-902A/GRC-165




FIGURE 2 ©. RECEIVER TRANSMITTER, RADIO RT-902A/GRC-165






FIGURE 2 ③. RECEIVER TRANSMITTER, RADIO RT-902A/GRC-165




FIGURE 2 @. RECEIVER TRANSMITTER, RADIO RT-902A/GRC-165

## SECTION II

TM 11-5820-759-20P

(1) ILLUSTRATION		(2)	(3)	(4)	(5)	(6)	(7)	(8)
(a) FIG NO.	(b) ITEM NO.	SMR CODE	NATIONAL STOCK NUMBER	PART NUMBER	FSCM	DESCRIPTION  USABLE ON CODE	U/M	QTY INC IN UNIT
						GROUP 01 RECEIVER TRANSMITTER RT-902A/ORc-165		
2	2	PAOZZ	5355-00-403-9925	162-0067	14304	DIAL, CONTROL	EA	2
2	3	PAOZZ	5305-00-800-7261	MS51021-9	96906	SETSCREW	EA	4
2	4	PAOZZ		70-2-2G	55938	KNOB	EA	2
2	5	PAOZZ	5305-00-655-9246	NS51021-10	96906	SETSCREW	EA	11
2	6	PAOZZ		7F2L	42478	KNOB	EA	3
2	7	PAOZZ		70-8WL 2G	55930	KNOB	EA	1
2	8	PAOZZ		MS51021-15	96906	SETSCREW	EA	1
2	9	PAOZZ	5355-00-403-9924	162-0066	14304	DIAL, CONTROL	EA	1
2	10	PAOZZ	5305-00-082-6T82	MS51021-36	96906	SETSCREW	EA	8
2	11	PAOZZ	5355-00-403-9923	162-0065	14304	DIAL, CONTROL	EA	2
2	12	PAOZZ		162-0333	14304	THUMBSCREW	EA	1
2	13	PAOZZ	5355-00-404-4774	162-0064	14304	DIAL, CONTROL	EA	1
2	16	PAOZZ		F0264R001A	75915	FUSE.CARTRIDGE	EA	1
2	17	PAOZZ		F02A32V15A	75915	FUSE.CARTRIDGE	EA	1
2	20	PAOZZ		X0096	14304	SHIELD, ELECTRON TUBE	EA	1
2	22	PAOZZ		61468	80131	ELECTRON TUBE	EA	3
2	19	PAOZZ	5960-00-548-5068	6DC6	80131	ELECTRON TUBE	EA	1
2	21	PAOZZ	12BY7A		80131	ELECTRON TUBE	EA	1
					<b>11</b>			




FIGURE 3. COUPLER ANTENNA CU-1782A/GRC-165

SECTION II

TM 11-5820-759-20P

(1) ILLUSTRATION		(2)	(3)	(4)	(5)	(6) DESCRIPTION	(7)	(8)
(a) FIG NO.	(b) ITEM NO.	SMR CODE	NATIONAL STOCK NUMBER	PART NUMBER	FSCM	USABLE ON CODE	U/M	QTY INC IN UNIT
						GROUP 02 ANTENNA COUPLER CU-1782/C-165		
3	1	PAOZZ		70-8WL2G	55983	KNOR	EA	1
3	2	PAOZZ		MS51021-38	96906	SETSCREW	EA	1
3	3	PAOZZ	5305-00-551-0156	MS51021-31	96906	SETSCREW	EA	1
3	4	PAOZZ	5340-00-255-028	162-2180	14304	CRANK, HAND	EA	2
3	5	PAOZZ	5305-00-54-532	MS51021-11	96906	SETSCREW	EA	2
3	6	PAOZZ		MS35690-605	96906	NUT, PLAIN	EA	2
3	7	PAOZZ		MS3549-102	96906	NUT, PLAIN	EA	4
					<b>13</b>	HEXAGON HEXAGON		




FIGURE 4. MOUNTING MT-3975/GRC-165

SECTION II

TM 11-5820-759-20P

(1) ILLUSTRATION		(2)	(3)	(4)	(5)	(6)	(7)	(8)
(a) FIG NO.	(b) ITEM NO.	SMR CODE	NATIONAL STOCK NUMBER	PART NUMBER	FSCM	DESCRIPTION  USABLE ON CODE	U/M	QTY INC IN UNIT
4	1	PAOZZ		162-2005	14304  15	GROUP 03 MOUNTING MT-3975/GRC-165 FILTER, AIR, ELECTROSTATIC	EA	1




FIGURE 5. CONTROL, RADIO SET C-7648A/GRC-165  
16



SECTION II

TM 11-5820-759-20P

(1) ILLUSTRATION		(2)	(3)	(4)	(5)	(6)	(7)	(8)
(a) FIG NO.	(b) ITEM NO.	SMR CODE	NATIONAL STOCK NUMBER	PART NUMBER	FSCM	DESCRIPTION  USABLE ON CODE	U/M	QTY INC IN UNIT
5	1	PBCFF		356-0010	14304	GROUP 07 RADIO SET CONTROL C-7648A/GRC-	165	
5	2	PADZZ		7F2L	42478	CABLE ASSEMBLY.SPECIAL PURPOSE	EA	1
5	4	PAOZZ		356-0007	14304	KNOB HANASET	EA	2 1
					<b>17</b>			




FIGURE 6. ANTENNA AS-2203/GRC-165

SECTION II

TM 11-5820-759-20P

(1) ILLUSTRATION		(2)	(3)	(4)	(5)	(6) DESCRIPTION	(7)	(8)
(a) FIG NO.	(b) ITEM NO.	SMR CODE	NATIONAL STOCK NUMBER	PART NUMBER	FSCM	USABLE ON CODE	U/M	QTY INC IN UNIT
						GROUP 08 ANTENNA AS-2203/GRC-165		
6	1	PBOZZ	5985-00-733-6042	AT1039U	23657	ANTENNA ELEMENT	EA	1
6	2	PBOZZ		AT1040U	23651	ANTENNA ELEMENT	EA	1
6	3	PBOZZ		AT1041U	23657	ANTENNA ELEMENT	EA	1
6	4	PBOZZ		AT1042U	23657	ANTENNA ELEMENT	EA	1
6	5	XDOZZ		MT2525U	23657	BASE , ANTENNA	EA	1
					<b>19</b>			

**CROSS- REFERENCE-INDEXES  
NATIONAL STOCK NUMBER INDEX**

STOCK NUMBER	FIG.	ITEM NO.	STOCK NUMBER	FIG. NO.	ITEM
5305-00-082-6782	2	10	5305-00-543-5832	3	5
5965-00-102-3803	1	9	5960-00-548-5068	2	19
5995-00-245-1892	1	11	5305-00-551-0156	3	3
5340-00-255-0285	3	4	5305-00-655-9246	2	5
5355-00-403-9923	2	11	5985-00-733-6042	6	1
5355-00-403-9924	2	9	5305-00-800-7261	2	3
5355-00-403-9925	2	2	5820-00-931-9128	1	3
5355-00-404-4774	2			1	3

PART NUMBER	FSCM	FIG. NO.	ITEM NO.	PART NUMBER	FSCM	FIG. NO.	ITEM NO.
AT1039U	23657	6	1	162-0065	14304	2	11
AT1040U	23657	6	2	162-0066	14304	2	9
AT1041U	23657	6	3	162-0067	14304	2	2
AT1042U	23657	6	4	162-0127	14304	1	13
F02A32VISA	75915	2	17	162-0333	14304	2	12
F0264ROOA	75915	2	16	162-2005	14304	4	1
NS35649-102	96906	3	7	162-2174	14304	1	2
MS35690-605	96906	3	6	162-2175	14304	1	11
NS51021-10	96906	2	5	162-2180	14304	3	4
MS51021-11	96906	3	5	356-0001	14304	1	10
NS51021-15	96906	2	8	35-0007	14304	5	4
MS51021-31	96906	3	3	356-0010	14304	5	1
SSL1021-36	96906	2	10	425-0031	14304	1	6
'S51021-38	96906	3	2	425-0383	14304	1	4
NS51021-9	96906	2	3	425-2100	14304	1	3
MT2525U	23657	6	5	6DC6	80131	2	19
SBV16C	14304	1	1	61468	80131	2	22
X0096	14304	2	20	7F2L	42478	2	6
12BY7A	80131	2	21	7F2L	42478	5	2
162-0020	14304	1	9	70-2-2G	55938	2	4
162-0021	14304	1	7	10-8L2G	55938	2	7
162-0022	14304	1	12	70-8WL2G	55983	3	1
162-0064	14304	2	13				

By Order of the Secretary of the Army:

Official:

PAUL T. SMITH  
*Major General, United States Army*  
*The Adjutant General*

BERNARD W. ROGERS  
*General, United States Army*  
*Chief of Staff*

Distribution:

To be distributed in accordance with DA Form 12-51, org maint rqr for AN/GRC- 165.

\*.U.S. GOVERNMENT PRINTING OFFICE: 1990- 262412/362



PIN: 020490.000