

R.D. 1, Box 181-A  
Kunkletown, PA 18058

## The President



No, we are not talking about the ruckus going on in the political arena! In this case "The President" is a new ham transceiver from (of all folks) *Uniden*. In fact, you may have noticed an advertisement for this 10 meter rig called, "The President HR2510".

The ad -- run by a firm called Communication Electronics, reads: "10 Meter Mobile Transceiver - Digital VFO - Full Band Coverage - All Mode Operation - Backlit liquid crystal display - Auto Squelch - RIT - Preprogrammed 10 kHz. Channels - 25 watts output." Extra intriguing was the price of \$239.95. It was too much for me to resist. Off went my check and before long I had this dandy little rig delivered to the door (photo 1).

After a quick look at the instruction manual, "The President" was connected to the shack 12 volt supply and 3 element yagi. When the unit was turned on the LCD lit up and noise filled the room -- enough audio (4 watts) to satisfy even my old tin ears.

I scanned up and down the band using the scan buttons on the mike. Scan steps are in 10 kHz increments which I consider too large, but you can get an idea of band activity. There is a span control that allows you to change the VFO tuning increments from 10 kHz to 1 kHz or 100 Hz; however there is no way to make the unit scan in other than 10

kHz steps.

When in the scan mode the frequency range is divided into four bands, 28 to 28.49, 28.5 to 28.99, 29 to 29.49 and 29.5 to 29.7. To go from one band to another in the scan mode you must hit the band switch to advance to the next range. When using the VFO the range is 28 to 29.7 continuous.

The left side of the liquid crystal display has a portion marked meter. This is a bar graph type of meter. Its functions are controlled by a button on the front panel. Push the button and the meter will cycle through power out, modulation, signal strength and SWR modes. It's an excellent feature and it's easy to operate and read.

Also on the front panel are controls for mode, frequency lock, squelch, RIT (receiver incremental tuning), RF gain, mike gain, noise blanker, dim switch (which reduces the brightness of the crystal display), a band switch (4 bands from 28,000 to 29,970, VFO knob, on/off volume, Beep (turns on courtesy beep) and a PA switch that turns rig into public address system.

On the rear panel you'll find an SO-239 for antenna connection, a power connector and the accessory connector. The key, external speaker and PA speaker are connected at the accessory socket.

SSB and CW signals are easy to copy and several QSO's on SSB were made in short order. Within the week, this little rig had produced SSB and FM QSO's throughout North and South America. CW is a blast with this little rig, too, and one afternoon I heard several loud CW sigs and proceeded to work three ZL stations in a row as well as PY, CX, LU and OA.

### EXCELLENT CONSTRUCTION

The next step was to remove the rig from its cabinet and take a close look at the internals (see photo 2 & 3). Uniden did an excellent job constructing this rig. The neat layout and high quality assembly is very impressive. The mechanical construction is quite solid and should stand up well in a mobile environment.



Uniden claims 25 watt CW output, the Bird Watt meter read 28 watts at 28.5 MHz into a 50 ohm dummy load on CW. AM gave us a tad over 12 watts (manual states 10) and FM produced the same 12+ watts at 29.6 MHz.

Claimed sensitivity is .25 microvolts for a 10 dB S/N and test results showed the unit to be right on the money -- a .1 microvolt signal produced a very readable signal. Switching to FM mode we found a somewhat different story with the unit requiring about .7 microvolts (claimed sensitivity is .5 microvolts) to achieve a 20 dB S/N.

As with most rigs of this type "The President" is capable of expanded frequency coverage. It is a simple matter to expand the range from 26 to 29,999. To do so simply lift pins 34 and 35 of the microprocessor above ground and connect to +5 volts through a 10 k resistor.

Take a look at photo three; You will see two white arrows, the one on the left indicates the common tie point of pins 34 and 35 (to ground). Use an xacto knife to cut the copper foil at this point and solder a 10k resistor from this point (the side with pins 34 and 35) to the positive side of the five volt regulator (white arrow on right in photo 3). Now the rig covers everything between 26 and 29.999 MHz.

Remember though, it is illegal to transmit with this unit on any frequencies out-



side of the ten meter amateur band!

The instruction manual included with this unit is very good, easy to read and understand. Even a new novice won't have trouble getting this unit on the air in short order.

Also in the package with "The President" is a mobile mount and all the required hardware to put the unit in your car, boat or plane (What, you don't have a plane?). What a deal!

Do I like "The President"? You bet! The only features I would like to see on this rig would be a repeater off-set to enable repeater operation on FM. And it would be nice if the CW switch-over speed were faster than one second. One modification I made to mine was to fill the indicator spots on the knobs with white plastic model paint; because I found it difficult to see what position they were at even in normal room light.

At \$239.95 this little rig is one big bargain! It's available from Communications Electronics at 1-800-USA-SCAN.

## 220 MHz

On August 4, 1988 the FCC announced reallocation of the 220 to 222 MHz. portion of the amateur band to the Land Mobile service. In spite of strong opposition by the American Radio Relay League (ARRL), other amateur groups and the U.S. Congress, the FCC deemed the move to be in the public interest.

The ARRL continues to oppose the reallocation and will pursue all available means to reverse the action.

Too often we amateurs are complacent with our lot and fail to realize the importance of such actions. Even if we do not use 220 we are still affected by this decision. Such moves, when successful, set us up for further cuts on other bands in the future.

With the advent of Novice enhancement more and more people are entering the hobby each month. This growth in numbers will place increasing demand on existing frequencies. Already many areas of the country have used all the available repeater pairs on 2 meters. How long will it be until we need those reallocated 2 MHz?

## OSCAR 13

OSCAR 13 went into operation this summer and although some minor problems to exist -- notably in mode L -- overall things are going well. AMSTAT-DL (Germany) revised uplink power requirements by 3.8 dB (28.8 dBW or 757 W EIRP). However observers in the U.S. report a 10 dB performance deficit. Tests made in the U.S. indicate the uplink requirement to be 38 dBW which turns out to be 9.2 dB poorer than even the revised DL Mode specs.

In spite of the reported Mode L

problem amateurs have been using AO 13 with excellent results on all available modes.

## Amateur Credit Cards?

The ARRL Board of Directors endorsed an affinity credit card program. The card will be made available to interested League members, half of the derived funds will be allocated to a fund for the defense of amateur frequencies (good idea?).

## Ex-W3UQW

Lawrence Kaczmarczyk of Mahanoy City, Pennsylvania, has had his 1986 application for Advanced Class license designated for hearing. Kaczmarczyk surrendered his ham ticket in 1985 after the FCC started license revocation proceedings against him for intentional jamming, transmission of music, broadcasting and unidentified communications.

In a plea bargain arrangement, the FCC agreed to accept an application from him in one year for routine relicensing providing there were no violations in the interim. However, three months later the FCC said he was monitored on three different occasions again intentionally causing harmful interference to radio communications. A hearing has been scheduled to determine whether the applicant is qualified to become an amateur service licensee (via *W5YI Report*).

## Theory for the Visually Impaired

The Gordon West Radio School has recently introduced a code and Novice voice class theory course specifically for the visually impaired beginner. Two stereo, long-play, audio cassettes train the visually impaired to pass the Novice entry-level code examination. The tapes contain all letters, numbers, punctuation marks and procedural signals and a sample CW exam to prepare the applicant.

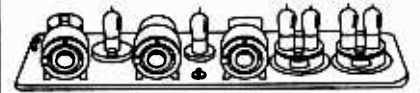
The 302 Novice class test questions are also covered in detail on two additional cassette tapes. Every question is discussed with easy-to-remember comments about the questions plus a thorough understanding of the correct answer. Incorrect answers are also reviewed so the applicant better understands what the 30 question exam will be like.

The tapes also contain instructions to the volunteer examiners that will administer the test.

Cassette theory courses are available for the following upgrades:

- Technician - Element 3A
- General - Element 3B
- Advanced - Element 4A
- Extra - Element 4B

Each course is \$19.95. For more



**IF YOU BUY, SELL OR COLLECT  
OLD RADIOS, YOU NEED...**

**ANTIQUE RADIO CLASSIFIED**  
*Antique Radio's Largest-Circulation  
Monthly Magazine*

Articles - Classifieds - Ads for Parts & Services

Also: Early TV, Ham Equip., Books,  
Telegraph, 40's & 50's Radios & more...

Free 20-word ad each month. Don't miss out!

Free Sample. 6-Month Trial - \$11.

1-Year: \$19 (\$28 by 1st Class). Foreign - Write.

A.R.C., P.O. Box 2-P4, Carlisle, MA 01741

information write Gordon West Radio School, 2414 College Drive, Costa Mesa, CA 92629 or phone (714)549-5000.

## Improving Your Code Speed

About a year ago this column featured my favored technique for learning Morse code. Since then, many of you have written to comment about your success at learning the code and passing the exam. However a fairly large number of folks seem to have trouble getting past ten words per minute or so. There is a way around this problem if you are willing to make the effort.

Almost all of us who want to improve our code speed hit a plateau. We sit in front of the receiver copying W1AW nightly but get almost nothing above 10 wpm, never mind trying 13 or 15! Now here is the secret.

Stop copying the 5 and 10 wpm practice sessions. Copy only the 15, 20 and 25 (and yes 30 and 35) wpm practice runs even though copy is only five or ten percent. It really works. After just a few sessions of this you will find the 15 wpm run to be a snap. Try it, for the next two weeks. Do not try to copy anything below 15 wpm. Don't even listen to the slower speeds. It works! When you get that upgrade write, and tell me how well it worked for you.

## Jamboree on the Air

October 15 and 16 will see thousands of Boy Scouts on the air during their annual "Jamboree on the Air". You can participate by inviting your local troop or cub pack to your station to talk with the many Scouting stations that will be active.

Thousands of stations from all over the world will be active during this weekend and youngsters the earth over will have an opportunity to talk to one another and exchange ideas. Why don't you lend a hand?

Frequencies are CW - 3590, 7030, 14070, 21140 and 28190; -Phone- 3940, 7290, 14290, 21360 and 28350. Packet, RTTY, SSTV and ATV operation is also planned.

73 de N3IK

