



SEA 330 OPERATOR'S MANUAL

300W HF/SSB Radio System

GMDSS DISTRESS FREQUENCIES

<u>VOICE</u>		<u>DSC</u>		<u>NBDP</u>	
CHAN	FREQ	CHAN	FREQ	CHAN	FREQ
0	2182.0	200	2187.5	201	2174.5
450	4125.0	400	4207.5	411	4177.5
650	6215.0	600	6312.0	611	6268.0
850	8291.0	800	8414.5	801	8376.5
1250	12290.0	1200	12557.0	1287	12520.0
1650	16420.0	1600	16804.5	1624	16695.0

VOICE - Press channel number +ENT

DSC, NBDP - Press channel number + MODE

TABLE OF CONTENTS

Page

BASIC OPERATION

SEA 330 Basic Operation 1

I. GENERAL OPERATION

Front Panel Controls 2
Display Annunciators 2
Turning the Radio On 3
Operating the Transmitter 3
The Tuned Indicator 3
Selecting a Voice Channel 4
Selecting a Telex Channel 4
Entering a Receive Only Frequency 4
Selecting the Emergency Channel 5
Sending the Distress Alarm Signal 5
Operating the Manual ITU Channel Review 6
Adjusting the Squelch Threshold 6
Turning the Squelch On 7
Controlling Front Panel Illumination 7
Selecting Level of Power Output 7
Selecting Lower Sideband 8
The Overtemperature Alarm 8
Activating CW Code Mode 8
Automatic Gain Control 9

II. PROGRAMMABLE FUNCTIONS


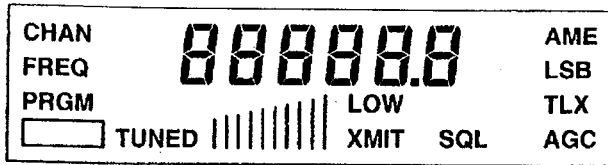
Entering the Program Mode 10
The Scratchpad Memory 10
Programming the Voice and Telex Scan Cells 10
Selecting a Channel from Scratchpad Memory 12
Erasing Scratchpad Memory 12
Scan Modes 12
Activating the Voice and Telex Scans 13
Programming the Nocode ScanStop Mode 13
Activating the Nocode ScanStop Mode 14
Activating Step Scan 14
Programming the Beep Function 15
Enabling Direct Entry Mode 15
Exiting the Program Mode 16
Enabling Lower Sideband 16

III. MULTIPLE CONTROL HEAD SYSTEMS

Programming Controller Address	17
Operating in the Addressable Intercom Mode	17
Selecting Sidetone Operation	18
Selecting the Privacy Mode	19


IV. SEA 330 FREQUENCY LISTS

ITU Channel List	20
SITOR Channel List (SIMPLEX)	33
SITOR Channel List (DUPLEX)	36
Coast Stations Providing Telex Service	41
SSB Propagation Tables	42
Scratchpad Memory Log	44




BASIC OPERATION



To turn the radio on,


press 

display reads:

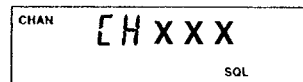


Wait 3 minutes for synthesizer frequency to stabilize before transmitting.

Use  and  keys to set volume level.

Press  to activate squelch.

display reads:

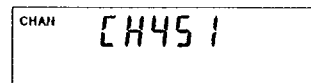


Enter the desired channel number in three or four-digit form, followed

by the  key.

i.e.:    

display reads:



Your SEA 330 is now set to transmit and receive on the selected channel.

For instructions on enabling other radio functions, see the table of contents for the page number corresponding to the specific function.

I. GENERAL OPERATION


FRONT PANEL CONTROLS

PWR	Toggles power on/off.
AUX/SEND	Enables special functions. When used with the ALRM key, transmits alarm signal.
ENT	Executes information entered by numeric keys.
MODE	Selects mode of operation: USB, LSB, Telex, AME.
CHAN/FREQ	Toggles LCD numeric display mode (channel or frequency).
ALRM	Toggles alarm generator test on/off.
UP/VOL	Increases receiver volume level.
DOWN/VOL	Decreases receiver volume level.
SQL	Toggles squelch on/off.
UP/FREQ	Increases programmed receiver frequency in 10 Hz steps.
DOWN/FREQ	Decreases programmed receiver frequency in 10 Hz steps.
0-9	Used to enter channel/frequency information and, when used with AUX/SEND key, enables special functions.

DISPLAY ANNUNCIATORS

CHAN	Indicates that number displayed is a programmed channel.
FREQ	Indicates that number displayed has been entered as a frequency.
PRGM	Indicates that system is in the program mode.
LOW	Steady indication: Power setting is intermediate. Flashing indication: Power setting is low.
XMIT	Indicates that receiver is in the transmit mode.
SQL	Indicates that receiver squelch is activated.
AME	Indicates AM (H3E) operating mode.
LSB	Indicates lower sideband operating mode.
TLX	Indicates telex operating mode.
AGC	Indicates that receiver AGC is activated (Europe only).
BARGRAPH	Indicates relative level of transmitter output and receiver audio.

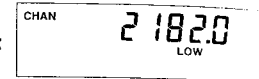
TURNING THE RADIO ON

Press 



Radio is set for operation when the display shows the last selected channel.

Press any key during the power up sequence to select 2182 kHz. Wait 3 minutes for synthesizer frequency to stabilize before transmitting.



OPERATING THE TRANSMITTER

Keying the microphone push-to-talk button will switch the transmitter circuits on, indicated by the display switching to the transmit frequency and the "XMIT" annunciator being displayed. Speak in a normal voice with your lips about an eighth of an inch away from the microphone. Do not shout - shouting reduces intelligibility. The display's bargraph annunciator will modulate with the voice.


THE TUNED INDICATOR

The display's "TUNED" indicator shows that the SEA 1630 antenna tuner has successfully matched the transceiver output frequency. When a radio frequency or channel is selected, the "TUNED" indicator will extinguish and the "LOW" annunciator will appear while the tuner searches for a successful "match". This will occur once the mic is keyed and the operator speaks. Once this is accomplished, the "TUNED" annunciator will be displayed.

NOTE: If a never-before selected radio frequency or channel is entered, the "match" will take slightly longer.

THE TUNED INDICATOR (European Version)

If a never-before selected radio frequency is entered, the tuner learn mode must be activated as follows:

While pressing the PTT button and speaking into the microphone, press the  key.

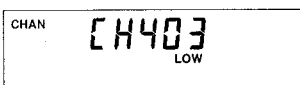
After successfully tuning, the "TUNED" annunciator will be displayed.

SELECTING A VOICE CHANNEL


Enter the desired three or four-digit channel

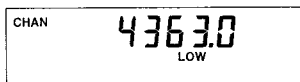
number followed by 

i.e.:    

display reads: 

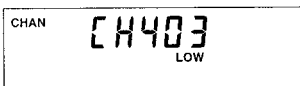
To toggle the display from channel to

frequency, press 

display reads: 

To toggle the display back to channel,


press 


display reads: 

SELECTING A TELEX CHANNEL

The SEA 330 is capable of operation in telex mode when used with an appropriate modem. Contact your dealer for further information.


Enter the desired three or four-digit telex

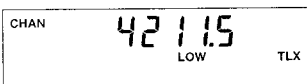
channel number followed by 

display reads: 


i.e.:    


To toggle the display from channel to

frequency, press 

display reads: 

To toggle the display back to channel,


press 

display reads: 


NOTE: The output power will automatically be reduced by 3dB after 3 minutes of continuous broadcast telex operation to prevent overheating.


ENTERING A RECEIVE ONLY FREQUENCY

Enter any frequency using four, five, or six digits between

490.0 kHz and 30000.0 kHz, followed by 

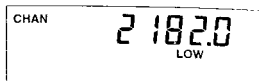
i.e.:       


display reads: 

The  key will be inoperative when in the receive only mode.

SELECTING THE EMERGENCY CHANNEL

Press 

display reads: 


To select H3E (AME) mode,
press  repeatedly until
"AME" annunciator appears.


display reads: 


NOTE: European version will appear in H3E (AME) mode by default.


SENDING THE DISTRESS ALARM SIGNAL

Press 



Press  to select the emergency
channel.

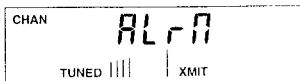
display reads: 


To select H3E (AME) mode,
press  repeatedly until
"AME" annunciator appears.

display reads: 

To transmit the alarm signal, hold


down the  key while pressing 

display reads: 

The radio will transmit the alarm for
40 seconds unless it is stopped by again pressing 


Note: The two-tone alarm signal can be transmitted on all available
frequencies. It is not necessary to use 2182.0 kHz for the alarm
generator to function.

To test the alarm function,

display reads: 



press 

You will hear the alarm tones through the speaker, but no signal will
be transmitted. This will continue for 45 seconds unless

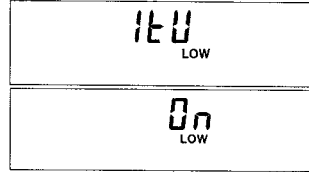
stopped by again pressing the  key.

OPERATING THE MANUAL ITU CHANNEL REVIEW



This feature allows the operator to manually scan through the ITU channel list, starting with any desired ITU channel and moving up or down through the list.


Enter the desired ITU channel number, followed by  

display reads:



followed by the selected channel number

Use the  and  keys to step through the ITU channel list.

To exit the manual ITU channel review and restore normal radio operation, press  or any key other than

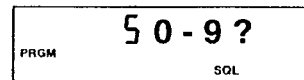


ADJUSTING THE SQUELCH THRESHOLD

Though the SEA 330 utilizes a voice-operated squelch system which usually requires no user adjustments, the squelch threshold is adjustable. Level 0 corresponds to a very low squelch threshold, while level 9 corresponds to a very high squelch threshold. To adjust the squelch threshold, proceed as follows:

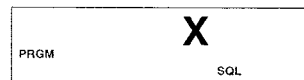
Press  

display reads:



Display shows the current squelch setting (factory setting is 4).

display reads:

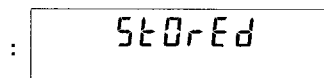


X = current squelch level


Enter the desired squelch setting.

i.e.:  

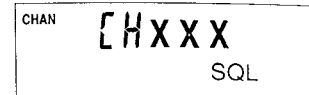
display reads:






TURNING THE SQUELCH ON

Use the  key to toggle the squelch on/off. The "SQL" annunciator indicates the squelch is on.

display reads:



CONTROLLING FRONT PANEL ILLUMINATION



Enter any numeric key from  to  followed by  (1=illumination off; 4=maximum brilliance)

NOTE: When front panel illumination is extinguished, the first keystroke serves to restore illumination to its lowest level for a period of approximately five seconds.

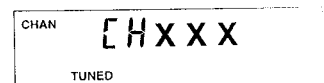
SELECTING LEVEL OF POWER OUTPUT

Three power levels are available in both the MF and HF bands - high, intermediate, and low. High power is 150W in the MF band and 300W in the HF bands. Intermediate power is one-half output in each band. Low power is 25W in the MF band and 50W in the HF bands.

NOTE: High power is not available until the "TUNED" annunciator appears on the display.

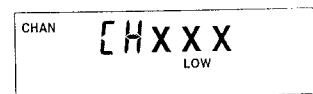
To decrease power in one-level increments, press  

display reads:
high power



OR

display reads:
intermediate power

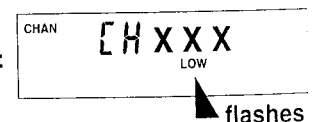


OR


To increase power in one-level increments,

press  

display reads:
low power



SELECTING LOWER SIDEBAND

Press the  key until the "LSB" annunciator appears.



display reads:



NOTE: To select LSB operation, LSB must be enabled by following the instructions on page 16.

THE OVERTEMPERATURE ALARM

When the temperature of the power amplifier exceeds safe levels, keying the microphone will cause the display to read "HOT" and the "LOW" annunciator to appear. Sustained operation under these conditions can damage the SEA 330's transmitter circuitry. Normal operation will resume when the transmitter cools.

In an emergency, entering   will override the overtemperature alarm condition and restore full power.

NOTE: This permanently overrides the overtemperature alarm until the power has been cycled off/on, and should only be used in an emergency situation.


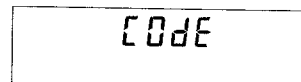
ACTIVATING CW CODE MODE

Proper CW operation requires connection of a Morse key to the microphone PTT and GND terminals on the controller's interface board. Consult your dealer for details.

To activate the CW mode,


press  

display reads





flashes



With "Code" toggled on and the Morse key connected, each key press will transmit a CW signal on the selected frequency. A 1000 Hz tone is available at the speaker for monitoring code transmission. There is a 125 ms delay from the release of the PTT key before the radio switches back to the receive mode.


To exit the CW mode, press  or any key

other than , , ,  or  key. display reads 
: 

AUTOMATIC GAIN CONTROL (European Version Only)

To turn the AGC off, press  . The display's "AGC" annunciator will extinguish. The RF gain can now be adjusted in 16 steps by repetitive key presses. Maximum RF gain is 15; minimum RF gain is 0.



For higher RF gain, press . For lower RF gain, press . The display will show the RF gain level for one second.

To restore normal "AGC on" operation, press . The display's "AGC" annunciator will appear.

II. PROGRAMMABLE FUNCTIONS

ENTERING THE PROGRAM MODE

The SEA 330 is launched into the

program mode by entering  

display reads:

CHAN	CH?
PRGM	

The "PRGM" annunciator will blink, followed by the "CHAN" annunciator, and the display will show "CH?", prompting the operator to proceed.

THE SCRATCHPAD MEMORY

The scratchpad channel storage area is between channels 10 and 97 and is divided into nine 10-channel blocks. These blocks are called "scan cells". The lower four cells (channels 10-19, 20-29, 30-39, 40-49) are designated as voice scan cells, the next four cells (50-59, 60-69, 70-79, 80-89) are designated as telex scan cells, and the last cell (90-97) is designated for Nocode or DSC ScanStop operation.

PROGRAMMING THE VOICE AND TELEX SCAN CELLS

Remember that you can program only voice channels into the lower four cells and only telex channels into the next four cells. The final cell is reserved for Nocode or DSC scanning. (See scratchpad memory above.)

To enter the program mode,

press  

display reads:

CHAN	CH?
PRGM	


Enter the desired scratchpad location number


i.e.:   

display reads:

FREQ	
PRGM	

Should you attempt to program a channel location that has already been programmed with frequency data, the display will read "FULL".

When you encounter this, pressing  will allow you to overwrite the information in that location. If you choose not to overwrite the


existing data, pressing  will revert you back to the "CH?" prompt where you may select another location.

Enter your desired transmit frequency, including the 100 Hz digit.


i.e.:



display reads:



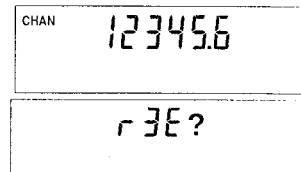
The display is now prompting you to enter the receive frequency. If the selected frequency is simplex,

press 


To program the receive frequency, enter it in five or six-digit form

i.e.: 

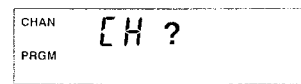
display reads:




When a duplex frequency is programmed, the display shows "r3E?" to prompt selection of operating mode.

If the channel requires insertion of -16 dB carrier for R3E operation, press 

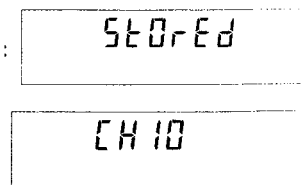
display reads:




If standard J3E operation is desired, press 

The scratchpad location is now programmed.

display reads:



Enter the next scratchpad location to be programmed or, press  to exit the program mode.

SELECTING A CHANNEL FROM SCRATCHPAD MEMORY

Enter the two-digit number corresponding to the desired scratchpad memory location.

i.e.:   

display reads: 

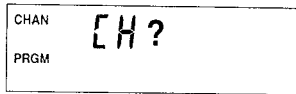
ERASING SCRATCHPAD MEMORY

The content in any single scratchpad memory cell can be erased.

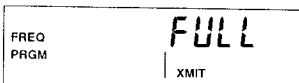
To enter the program mode,

press  

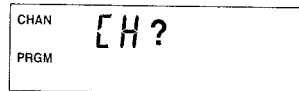
Enter the desired scratchpad location number

display reads: 


i.e.   

display reads: 

Press   

display reads: 

The scratchpad location is now empty.

Enter the next scratchpad location to be programmed, or press  to exit the program mode.


SCAN MODES

The duration of time the radio will monitor each scanned channel varies among each scan program. In the voice scan, the receiver monitors each channel for approximately two seconds on the first cycle, and then takes approximately one second to scan through a 10-channel cell. In the telex scan, the receiver monitors each channel for approximately 4.5 seconds on the first cycle, and then takes approximately two seconds to scan through the ten-channel cell. Nocode scan takes approximately one second to cycle through the 8-channel cell. (For details regarding the allocation of the scan cell map, see "Scratchpad Memory" on page 10.) All scan modes stop scanning when the CPU interface 'IN' connection (rear pannel of transceiver) is not grounded. In the voice scan mode, the "stop" command is provided when receiver squelch is broken by an active channel.


In the telex scan mode, the "stop" command is received via input from an external telex modem such as the SEA SEATOR 3000.

In the Nocode scan, the "stop" command is generated when the receiver detects a 2 kHz tone and exits the scan when the Nocode unit transmits.


ACTIVATING THE VOICE AND TELEX SCANS


Press  to select whether the channel number or channel frequency should be displayed during scan.

Enter  

display reads: 





Enter the first digit of the desired scan cell.

i.e.: to scan the second cell (20-29), enter 

display reads: 

If scan cell #2 is empty, the display will show "error" and return to 2182 kHz. If the scan cell number is valid, the selected scan cell number will show on the display for two seconds, followed by the start of the scan procedure.

Only the programmed channels within the cell will be scanned. Scanning will continue until:

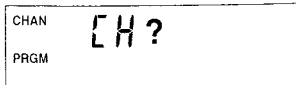
- A scan-stop signal is generated, either by an active voice channel or from an external telex modem.
- The operator presses any key except the , , or  key (the  key is used to skip over an active channel).
- The SEA 330 receives a PTT input and enters the transmit mode.

PROGRAMMING THE NECODE SCANSTOP MODE

The Nocode or DSC ScanStop feature uses channels 90-97.

To enter the program mode,

press  

display reads: 

Enter the channel number you wish to program.

i.e.: **9** **1** ENT

display reads:

FREQ
PRGM

Enter your desired transmitter frequency, including the 100 Hz digit, and

press ENT three times.

i.e.:

8 **2** **9** **1** **1** ENT ENT ENT

display reads:

FREQ PRGM 829.11

: [HXX

: StOrEd

When prompted by "CH?", enter the next location for programming

or press MODE to exit the program mode.

CHAN [H?
PRGM

ACTIVATING THE NECODE SCANSTOP MODE

Press **9** **9** ENT

display reads:

nECODE

Scan commences and will continue until:


a. The Nocode equipment decodes a response.

b. The operator presses any key except



or



to exit the Nocode scan mode (the  key is used to skip over an active channel).

ACTIVATING STEP SCAN



Channels 90-97 may be scanned at a rate determined by an external controller.

To activate external scanstop,

press **9** **8** ENT

d5C


PROGRAMMING THE BEEP FUNCTION

To toggle the key beep on/off, enter the program mode by pressing  


display reads: 




Enter   


display reads: 



OR



To turn the beep on, press 
 To turn the beep off, press 
 To leave beep status unchanged, press 

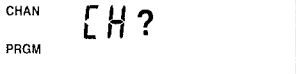
Press  to exit program mode

ENABLING DIRECT ENTRY MODE (USA Version Only)

Direct entry mode allows the user to enter frequencies for both transmit and receive without entering the program mode.

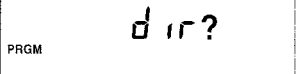
To enter the program mode,

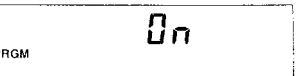
press  

display reads: 

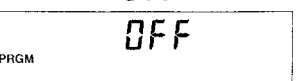
To check the status of direct entry mode,

press   

display reads: 



OR

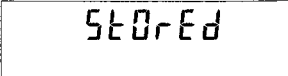


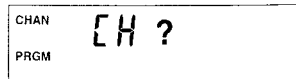
To enable direct entry mode,

press 

To disable direct entry mode,

press 

display reads: 

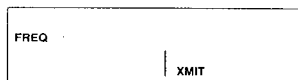


Once direct entry mode is enabled, press mode, then enter the desired receive frequency in 5 or 6-digit form.

i.e.:



display reads:



"FREQ" and "XMIT" annunciators will flash, prompting entry of transmit frequency. If simplex, press ENT

If no entry is made within three seconds of "XMIT" prompt, system reverts to receive only.

EXITING THE PROGRAM MODE

If after a program entry sequence, no further entries are made for a period of 20 seconds, the radio will exit the program mode and revert to the last channel entered.

If no channel has been entered while in the program mode, the radio will revert to 2182.0 kHz.

The program mode can also be exited immediately by pressing MODE

The radio will revert to the last channel entered, or, if no channel has been entered, 2182.0. Turning the radio's power off will also exit the program mode. When turned back on, the radio will return to the normal operating mode at 2182.0 kHz.

ENABLING LOWER SIDEBAND (USA Version Only)

Enter the program mode by pressing . At the "CH?" prompt on the display, press . The display will read "On" or "Off". Press to turn LSB off, to turn LSB on, or to leave status unchanged.

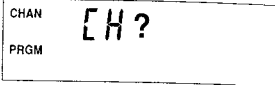
III. MULTIPLE CONTROL HEAD SYSTEMS

PROGRAMMING CONTROLLER ADDRESS


In multiple controller systems, it is necessary to assign a unit number to each controller in the system. All controllers leave the factory programmed as Unit #1. To assign unit address numbers, disconnect all controllers except the one being programmed, and proceed as follows:

Enter the program mode by


pressing  

display reads: 

Enter   


display reads: 
x = currently assigned address number

Enter desired address number (1-4)

or  to leave address unchanged

i.e.:   

display reads: 

Press  to exit the program.

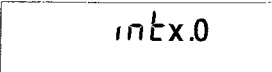
NOTE: If more than one system controller has the same unit number, disconnect all but one of the controllers and reassign the controller number as described above. The SEA 330 will lockup if more than one controller has the same unit number.

OPERATING IN THE ADDRESSABLE INTERCOM MODE

When the SEA 330 radio system is equipped with multiple controllers, it is possible to operate the radiotelephone as an intercom system.

To enter the intercom mode,

press  

display reads: 
x = calling station address number

At this point, the calling station can communicate with all other stations.

If the calling station wishes to communicate with a particular station, enter the address number (1-4) of the desired receive station.

display reads: intx.y

x = calling station address number
y = receiving station address number

If a receive station is not present, the radio will return to normal intercom mode.

display reads: intx.0

When in the intercom mode, all system controllers are disabled except for the ALRM key.

If there is no intercom traffic for three minutes, the intercom mode aborts and normal operation is restored. The intercom mode can be manually aborted

by pressing ENT or ALRM

SELECTING SIDETONE OPERATION

Sidetone is a feature allowing all system control heads to hear the transmitting control head.

To enter the program mode

press AUX SEND 8

display reads: CHAN [CH?
PRGM

Press AUX SEND 7 ENT

display reads: PRGM S i d E ?

PRGM On

OR

PRGM OFF

To turn sidetone on, press 1

To turn sidetone off, press 0

Exit the program mode by pressing MODE

display reads: StOReD

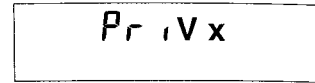
SELECTING THE PRIVACY MODE

The privacy mode allows one controller to disable all other system controllers.

Enter



display reads:



x = address number
of station entering
privacy mode

To toggle the privacy mode off,

press



Whenever the radio transmitter is activated, all controllers will display "PriVx", then show the channel or frequency in use.

All controllers can disable the privacy mode

by pressing



This restores normal operation to previously selected channel.

NOTE: Sidetone will be turned off when in the privacy mode.

SEA 330 FREQUENCY LISTS

2 MHz BAND

CHANNEL	SHIP RECEIVE	SHIP TRANSMIT	USE
	2003.0	2003.0	Ship-to-Ship, Great Lakes
	2450.0	2003.0	KMI, Point Reyes, CA
	2006.0	2006.0	Alaska
	2446.0	2009.0	WLO, Mobile, AL
	2506.0	2009.0	WAH, St. Thomas
	2030.0	2030.0	Virgin Is. Intership
	2490.0	2031.5	WOM, Ft. Lauderdale, FL
	2054.0	2054.0	British Columbia WX
	2065.0	2065.0	Ship-to-Ship
	2079.0	2079.0	Ship-to-Ship
	2082.5	2082.5	Ship-to-Ship Only
	2086.0	2086.0	Ship-to-Ship, Mississippi River
			Limited Coast
	2585.0	2086.0	KRV, Ponce Playa, WAH, St. Thomas, VI
	2093.0	2093.0	Ship-to-Ship Only-Commercial Fish
	2096.5	2096.5	Ship-to-Ship Ship to Limited Coast Station
	2115.0	2115.0	Alaska
	2118.0	2118.0	Alaska
	2514.0	2118.0	WOM, Ft. Lauderdale, FL WLC, Rogers City, MI
	2309.0	2131.0	WOU-23, Kodiak, AK
	2312.0	2134.0	WGG-53, Cold Bay, AK
	2530.0	2134.0	KBP, Kahuka, HI KOP, Galveston
	2134.0	2134.0	Eastern Canada Intership
	2538.0	2142.0	KCC, Corpus Christi, TX
	2142.0	2142.0	CA Intership
	2146.0	2146.0	
	2550.0	2158.0	PJC, Curacao
	2550.0	2166.0	VRT, Bermuda
	2558.0	2166.0	WOO, Manahawkin, NJ
	2582.0	2166.0	8PO, Barbados C6XZ, Marsh Harbor
	2558.0	2198.0	VPN-2, Nassau Scheduled Weather
	2203.0	2203.0	Ship-to-Ship, Gulf of Mexico
	2582.0	2206.0	WBL, Buffalo, NY VCS, Halifax, Canada
	2397.0	2237.0	WDV-26, Cordova, WGG-56, Ketchikan, AK

VOICE CHANNEL	SHIP RECEIVE	SHIP TRANSMIT	USE
240	2400.0	2240.0	WGG-58, Juneau, WGG-55, Nome, AK
241	2735.0	2290.0	9YL, North Post, Trinidad
242	2450.0	2366.0	
245	2566.0	2390.0	WOM, Ft. Lauderdale, FL
246	2400.0	2400.0	
247	2442.0	2406.0	WOM, Ft. Lauderdale, FL
248	2506.0	2406.0	KMI, Point Reyes, CA
249	2419.0	2419.0	Alaska
250	2422.0	2422.0	Alaska
251	2427.0	2427.0	Alaska
252	2572.0	2430.0	WLO, Mobile, AL
254	2430.0	2430.0	Alaska
255	2447.0	2447.0	Alaska
256	2450.0	2450.0	Alaska
257	2506.0	2458.0	KGN, Del Cambre, LA
258	2479.0	2479.0	Alaska
259	2482.0	2482.0	Alaska
261	2506.0	2506.0	Alaska
262	2509.0	2509.0	Alaska
263	2512.0	2512.0	FFP, Ft. DeFrance, Windward Is.
264	2545.0	2545.0	
265	2527.0	2527.0	Alaska
266	2535.0	2535.0	
267	2538.0	2538.0	Alaska
268	2563.0	2563.0	Alaska
269	2566.0	2566.0	Alaska
270	2582.0	2582.0	Alaska
271	2590.0	2590.0	Alaska
273	2616.0	2616.0	Alaska
275	2638.0	2638.0	Ship-to-Ship
276	2640.0	2640.0	
277	2670.0	2670.0	USCG Working
278	2704.0	2704.0	Ocean Racing
279	2735.0	2735.0	9YL, North Post, Trinidad
280	2738.0	2738.0	Ship-to-Ship
			All Except Great Lakes and Gulf
281	2782.0	2782.0	Ship-to-Ship River
			WFN, Jeffersonville, IN
			WGK, St. Louis, MO
			WJG, Memphis, TN
282	2830.0	2830.0	Ship-to-Ship, Gulf Only
283	2237.0	2237.0	
284	2530.0	2815.0	
285	2040.0	2040.0	
286	2318.0	2318.0	
287	2366.0	2366.0	
288	2469.0	2708.0	
289	2060.0	2798.0	

VOICE CHANNEL	SHIP RECEIVE	SHIP TRANSMIT	USE
290	2458.0	2340.0	
302	3198.0	3198.0	Alaska Point-to-Point
303	3201.0	3201.0	Alaska Point-to-Point
304	3258.0	3258.0	Alaska
305	3261.0	3261.0	Alaska
306	3449.0	3449.0	Alaska Aero

ITU Channels

4 MHz BAND

DUPLEX

401	4357.0	4065.0	KMI, Point Reyes, CA WAH, St. Thomas, VI
402	4360.0	4068.0	
403	4363.0	4071.0	WOM, Ft. Lauderdale, FL
404	4366.0	4074.0	KGN, Delcambre, LA
405	4369.0	4077.0	WLO, Mobile, AL WLC, Roger City, MI
406	4372.0	4080.0	
407	4375.0	4083.0	
408	4378.0	4086.0	
409	4381.0	4089.0	
410	4384.0	4092.0	WOO, Manahawkin, NJ
411	4387.0	4095.0	WOO, Manahawkin, NJ
412	4390.0	4098.0	WOM, Ft. Lauderdale, FL
413	4393.0	4101.0	
414	4396.0	4104.0	WLO, Mobile, AL
415	4399.0	4107.0	
416	4402.0	4110.0	KMI, Point Reyes, CA WOO, Manahawkin, NJ
417	4405.0	4113.0	KMI, Point Reyes, CA WOM, Ft. Lauderdale, FL
418	4408.0	4116.0	
419	4411.0	4119.0	WLO, Mobile, AL
420	4414.0	4122.0	
421	4417.0	4125.0	
422	4420.0	4128.0	WOO, Manahawkin, NJ
423	4423.0	4131.0	WOM, Ft. Lauderdale, FL
424	4426.0	4134.0	NMG, New Orleans, LA NMN, Portsmouth, VA, Weather
425	4429.0	4137.0	
426	4432.0	4140.0	
427	4435.0	4143.0	
428	4351.0	4060.0	WLO, Mobile, AL

VOICE CHANNEL	SHIP RECEIVE	SHIP TRANSMIT	USE
SIMPLEX			
450	4125.0	4125.0	DISTRESS
451	4146.0	4146.0	4A LTD Coast/Intership
452	4149.0	4149.0	4B LTD Coast/Intership
453	4417.0	4417.0	4C LTD Coast/Intership
454	4366.0	4366.0	Alaska
455	4369.0	4369.0	Alaska
456	4396.0	4396.0	Alaska
457	4402.0	4402.0	Alaska
458	4420.0	4420.0	Alaska
459	4423.0	4423.0	Alaska
460	4065.0	4065.0	Mississippi River
461	4089.0	4089.0	Mississippi River
462	4116.0	4116.0	Mississippi River
463	4408.0	4408.0	Mississippi River
501	5164.5	5164.5	Alaska Public Fixed
502	5167.5	5167.5	Alaska Emergency/Calling
503	5680.0	5680.0	Aero Search/Rescue
504	5472.0	5472.0	Aero Search/Rescue
505	5490.0	5490.0	Aero

6 MHz BAND

DUPLEX			
601	6501.0	6200.0	NMN, Portsmouth, VA NMG, New Orleans, LA MNA, Miami, FL
602	6504.0	6203.0	
603	6507.0	6206.0	
604	6510.0	6209.0	
605	6513.0	6212.0	
606	6516.0	6215.0	
607	6519.0	6218.0	WLO, Mobile, AL
608	6522.0	6221.0	

SIMPLEX			
650	6215.0	6215.0	DISTRESS
651	6224.0	6224.0	6A LTD Coast/Intership
652	6227.0	6227.0	6B LTD Coast/Intership
653	6230.0	6230.0	6C LTD Coast/Intership
654	6516.0	6516.0	6D LTD Coast DAYTIME ONLY
655	6209.0	6209.0	Mississippi River
656	6212.0	6212.0	Mississippi River
657	6510.0	6510.0	Mississippi River
658	6513.0	6513.0	Mississippi River

VOICE CHANNEL	SHIP RECEIVE	SHIP TRANSMIT	USE
---------------	--------------	---------------	-----

8 MHz

DUPLEX

801	8719.0	8195.0	
802	8722.0	8198.0	WOM, Ft. Lauderdale, FL
803	8725.0	8201.0	
804	8728.0	8204.0	KMI, Point Reyes, CA
805	8731.0	8207.0	WOM, Ft. Lauderdale, FL
806	8734.0	8210.0	
807	8737.0	8213.0	
808	8740.0	8216.0	WOO, Manahawkin, NJ
809	8743.0	8219.0	KMI, Point Reyes, CA
810	8746.0	8222.0	WOM, Ft. Lauderdale, FL
811	8749.0	8225.0	WOO, Manahawkin, NJ
812	8752.0	8228.0	
813	8755.0	8231.0	
814	8758.0	8234.0	WOM, Ft. Lauderdale, FL
815	8761.0	8237.0	WOO, Manahawkin, NJ
816	8764.0	8240.0	
817	8767.0	8243.0	
818	8770.0	8246.0	
819	8773.0	8249.0	
820	8776.0	8252.0	
821	8779.0	8255.0	
822	8782.0	8258.0	KMI, Point Reyes, CA
823	8785.0	8261.0	
824	8788.0	8264.0	WLO, Mobile, AL
825	8791.0	8267.0	WOM, Ft. Lauderdale, FL
826	8794.0	8270.0	WOO, Manahawkin, NJ
			WLC, Rogers City, MI
827	8797.0	8273.0	
828	8800.0	8276.0	
829	8803.0	8279.0	
830	8806.0	8282.0	WLO, Mobile, AL
831	8809.0	8285.0	WOM, Ft. Lauderdale, FL
832	8812.0	8288.0	
833	8291.0	8291.0	
836	8713.0	8113.0	WLO, Mobile, AL
837	8716.0	8128.0	KGN, Delcambre, LA

VOICE CHANNEL	SHIP RECEIVE	SHIP TRANSMIT	USE
SIMPLEX			
850	8291.0	8291.0	DISTRESS
851	8294.0	8294.0	8A LTD Coast/Intership
852	8297.0	8297.0	8B LTD Coast/Intership
853	8201.0	8201.0	WFN, Jeffersonville, Miss. River
854	8213.0	8213.0	WGK, St. Louis, Miss. River
855	8725.0	8725.0	Mississippi River
856	8737.0	8737.0	Mississippi River

12 MHz BAND

DUPLEX			
1201	13077.0	12230.0	KMI, Point Reyes, CA
1202	13080.0	12233.0	KMI, Point Reyes, CA
1203	13083.0	12236.0	KMI, Point Reyes, CA
1204	13086.0	12239.0	
1205	13089.0	12242.0	USCG Miami/Portsmouth
1206	13092.0	12245.0	WOM, Ft. Lauderdale, FL
1207	13095.0	12248.0	
1208	13098.0	12251.0	WOM, Ft. Lauderdale, FL
1209	13101.0	12254.0	WOM, Ft. Lauderdale, FL
1210	13104.0	12257.0	WOO, Manahawkin, NJ
1211	13107.0	12260.0	WOO, Manahawkin, NJ
1212	13110.0	12263.0	WLO, Mobile, AL
1213	13113.0	12266.0	
1214	13116.0	12269.0	
1215	13119.0	12272.0	WOM, Ft. Lauderdale, FL
1216	13122.0	12275.0	
1217	13125.0	12278.0	
1218	13128.0	12281.0	
1219	13131.0	12284.0	
1220	13134.0	12287.0	
1221	13137.0	12290.0	
1222	13140.0	12293.0	
1223	13143.0	12296.0	WOM, Ft. Lauderdale, FL
1224	13146.0	12299.0	
1225	13149.0	12302.0	
1226	13152.0	12305.0	
1227	13155.0	12308.0	
1228	13158.0	12311.0	WOO, Manahawkin, NJ
1229	13161.0	12314.0	KMI, Point Reyes, CA
1230	13164.0	12317.0	WOM, Ft. Lauderdale, FL
1231	13167.0	12320.0	
1232	13170.0	12323.0	
1233	13173.0	12326.0	WLO, Mobile, AL

VOICE CHANNEL	SHIP RECEIVE	SHIP TRANSMIT	USE
1234	13176.0	12329.0	
1235	13179.0	12332.0	WLO, Mobile, AL
1236	13182.0	12335.0	KGN, Delcambre, LA
1237	13185.0	12338.0	
1238	13188.0	12341.0	
1239	13191.0	12344.0	
1240	13194.0	12347.0	
1241	13197.0	12350.0	

SIMPLEX

1250	12290.0	12290.0	DISTRESS
1251	12353.0	12353.0	12A LTD Coast/Intership
1252	12356.0	12356.0	12B LTD Coast/Intership
1253	12359.0	12359.0	12C LTD Coast/Intership
1254	12362.0	12362.0	PUB. COAST & Miss. River
1255	12365.0	12365.0	PUB. COAST & Miss. River

16 MHz BAND

DUPLEX

1601	17242.0	16360.0	WOM, Ft. Lauderdale, FL
1602	17245.0	16363.0	KMI, Point Reyes, CA
1603	17248.0	16366.0	KMI, Point Reyes, CA
1604	17251.0	16369.0	
1605	17254.0	16372.0	WOO, Manahawkin, NJ
1606	17257.0	16375.0	
1607	17260.0	16378.0	
1608	17263.0	16381.0	
1609	17266.0	16384.0	WOM, Ft. Lauderdale, FL
1610	17269.0	16387.0	WOM, Ft. Lauderdale, FL
1611	17272.0	16390.0	WOM, Ft. Lauderdale, FL
1612	17275.0	16393.0	
1613	17278.0	16396.0	
1614	17281.0	16399.0	
1615	17284.0	16402.0	
1616	17287.0	16405.0	WOM, Ft. Lauderdale, FL
1617	17290.0	16408.0	
1618	17293.0	16411.0	
1619	17296.0	16414.0	
1620	17299.0	16417.0	WOO, Manahawkin, NJ
1621	17302.0	16420.0	
1622	17305.0	16423.0	
1623	17308.0	16426.0	
1624	17311.0	16429.0	KMI, Point Reyes, CA
1625	17314.0	16432.0	USCG Miami/Portsmouth

VOICE CHANNEL	SHIP RECEIVE	SHIP TRANSMIT	USE
1626	17317.0	16435.0	WOO, Manahawkin, NJ
1627	17320.0	16438.0	
1628	17323.0	16441.0	
1629	17326.0	16444.0	
1630	17329.0	16447.0	
1631	17332.0	16450.0	WOO, Manahawkin, NJ
1632	17335.0	16453.0	
1633	17338.0	16456.0	
1634	17341.0	16459.0	
1635	17344.0	16462.0	
1636	17347.0	16465.0	
1637	17350.0	16468.0	
1638	17353.0	16471.0	
1639	17356.0	16474.0	
1640	17359.0	16477.0	
1641	17362.0	16480.0	WLO, Mobile, AL
1642	17365.0	16483.0	
1643	17368.0	16486.0	WLO, Mobile, AL
1644	17371.0	16489.0	
1645	17374.0	16492.0	KGN, Delcambre, LA
1646	17377.0	16495.0	
1647	17380.0	16498.0	WLO, Mobile, AL
1648	17383.0	16501.0	
1649	17386.0	16504.0	

SIMPLEX

1650	16420.0	16420.0	DISTRESS
1651	16528.0	16528.0	16A LTD Coast/Intership
1652	16531.0	16531.0	16B LTD Coast/Intership
1653	16534.0	16534.0	16C LTD Coast/Intership
1654	16537.0	16537.0	
1655	16540.0	16540.0	
1656	16543.0	16543.0	PUB. COAST & Miss. River
1657	16546.0	16546.0	PUB. COAST & Miss. River

18 MHz BAND

DUPLEX

1801	19755.0	18780.0	
1802	19758.0	18783.0	
1803	19761.0	18786.0	
1804	19764.0	18789.0	
1805	19767.0	18792.0	
1806	19770.0	18795.0	
1807	19773.0	18798.0	WLO, Mobile, AL

VOICE CHANNEL	SHIP RECEIVE	SHIP TRANSMIT	USE
1808	19776.0	18801.0	
1809	19779.0	18804.0	
1810	19782.0	18807.0	
1811	19785.0	18810.0	
1812	19788.0	18813.0	
1813	19791.0	18816.0	
1814	19794.0	18819.0	
1815	19797.0	18822.0	

SIMPLEX

1851	18840.0	18840.0	18A LTD Coast/Intership
1852	18843.0	18843.0	18B LTD Coast/Intership
1853	18825.0	18825.0	
1854	18828.0	18828.0	
1855	18831.0	18831.0	
1856	18834.0	18834.0	
1857	18837.0	18837.0	

22 MHz BAND

DUPLEX

2201	22696.0	22000.0	WOO, Manahawkin, NJ
2202	22699.0	22003.0	
2203	22702.0	22006.0	
2204	22705.0	22009.0	
2205	22708.0	22012.0	WOO, Manahawkin, NJ
2206	22711.0	22015.0	
2207	22714.0	22018.0	
2208	22717.0	22021.0	
2209	22720.0	22024.0	
2210	22723.0	22027.0	WOO, Manahawkin, NJ
2211	22726.0	22030.0	
2212	22729.0	22033.0	
2213	22732.0	22036.0	
2214	22735.0	22039.0	KMI, Point Reyes, CA
2215	22738.0	22042.0	WOM, Ft. Lauderdale, FL
2216	22741.0	22045.0	WOM, Ft. Lauderdale, FL
2217	22744.0	22048.0	
2218	22747.0	22051.0	
2219	22750.0	22054.0	
2220	22753.0	22057.0	
2221	22756.0	22060.0	
2222	22759.0	22063.0	WOM, Ft. Lauderdale, FL
2223	22762.0	22066.0	KMI, Point Reyes, CA
2224	22765.0	22069.0	

VOICE CHANNEL	SHIP RECEIVE	SHIP TRANSMIT	USE
2225	22768.0	22072.0	
2226	22771.0	22075.0	
2227	22774.0	22078.0	
2228	22777.0	22081.0	KMI, Point Reyes, CA
2229	22780.0	22084.0	
2230	22783.0	22087.0	
2231	22786.0	22090.0	
2232	22789.0	22093.0	
2233	22792.0	22096.0	
2234	22795.0	22099.0	
2235	22798.0	22102.0	
2236	22801.0	22105.0	KMI, Point Reyes, CA WOO, Manahawkin, NJ
2237	22804.0	22108.0	WLO, Mobile, AL
2238	22807.0	22111.0	
2239	22810.0	22114.0	
2240	22813.0	22117.0	
2241	22816.0	22120.0	
2242	22819.0	22123.0	WLO, Mobile, AL
2243	22822.0	22126.0	
2244	22825.0	22129.0	
2245	22828.0	22132.0	
2246	22831.0	22135.0	WLO, Mobile, AL
2247	22834.0	22138.0	
2248	22837.0	22141.0	
2249	22840.0	22144.0	
2250	22843.0	22147.0	

SIMPLEX

2251	22159.0	22159.0	22A LTD Coast/Intership
2252	22162.0	22162.0	22B LTD Coast/Intership
2253	22165.0	22165.0	22C LTD Coast/Intership
2254	22168.0	22168.0	22D LTD Coast/Intership
2255	22171.0	22171.0	22E LTD Coast/Intership
2256	22174.0	22174.0	Public Coast
2257	22177.0	22177.0	Public Coast

25 MHz BAND

DUPLEX

2501	26145.0	25070.0	
2502	26148.0	25073.0	
2503	26151.0	25076.0	WLO, Mobile, AL
2504	26154.0	25079.0	
2505	26157.0	25082.0	

VOICE CHANNEL	SHIP RECEIVE	SHIP TRANSMIT	USE
2506	26160.0	25085.0	
2507	26163.0	25088.0	
2508	26166.0	25091.0	
2509	26169.0	25094.0	
2510	26172.0	25097.0	

SIMPLEX

2551	25115.0	25115.0	25A LTI, Coast/Intership
2552	25118.0	25118.0	25B LTI, Coast/Intership
2553	25100.0	25100.0	
2554	25103.0	25103.0	
2555	25106.0	25106.0	
2556	25109.0	25109.0	
2557	25112.0	25112.0	

SITOR CHANNEL LIST

SIMPLEX/PUBLIC COAST FREQUENCIES

TELEX CHANNEL	SHIP RECEIVE	SHIP TRANSMIT	TELEX CHANNEL	SHIP RECEIVE	SHIP TRANSMIT
471	4202.5	4202.5	882	8402.0	8402.0
472	4203.0	4203.0	883	8402.5	8402.5
473	4203.5	4203.5	884	8403.0	8403.0
474	4204.0	4204.0	885	8403.5	8403.5
475	4204.5	4204.5	886	8404.0	8404.0
476	4205.0	4205.0	887	8404.5	8404.5
477	4205.5	4205.5	888	8405.0	8405.0
478	4206.0	4206.0	889	8405.5	8405.5
479	4206.5	4206.5	890	8406.0	8406.0
480	4207.0	4207.0	891	8406.5	8406.5
671	6300.5	6300.5	892	8407.0	8407.0
672	6301.0	6301.0	893	8407.5	8407.5
673	6301.5	6301.5	894	8408.0	8408.0
674	6302.0	6302.0	895	8408.5	8408.5
675	6302.5	6302.5	896	8409.0	8409.0
676	6303.0	6303.0	897	8409.5	8409.5
677	6303.5	6303.5	898	8410.0	8410.0
678	6304.0	6304.0	899	8410.5	8410.5
679	6304.5	6304.5	900	8411.0	8411.0
680	6305.0	6305.0	901	8411.5	8411.5
681	6305.5	6305.5	902	8412.0	8412.0
682	6306.0	6306.0	903	8412.5	8412.5
683	6306.5	6306.5	904	8413.0	8413.0
684	6307.0	6307.0	905	8413.5	8413.5
685	6307.5	6307.5	906	8414.0	8414.0
686	6308.0	6308.0	1371	12560.0	12560.0
687	6308.5	6308.5	1372	12560.5	12560.5
688	6309.0	6309.0	1373	12561.0	12561.0
689	6309.5	6309.5	1374	12561.5	12561.5
690	6310.0	6310.0	1375	12562.0	12562.0
691	6310.5	6310.5	1376	12562.5	12562.5
692	6311.0	6311.0	1377	12563.0	12563.0
693	6311.5	6311.5	1378	12563.5	12563.5
871	8396.5	8396.5	1379	12564.0	12564.0
872	8397.0	8397.0	1380	12564.5	12564.5
873	8397.5	8397.5	1381	12565.0	12565.0
874	8398.0	8398.0	1382	12565.5	12565.5
875	8398.5	8398.5	1383	12566.0	12566.0
876	8399.0	8399.0	1384	12566.5	12566.5
877	8399.5	8399.5	1385	12567.0	12567.0
878	8400.0	8400.0	1386	12567.5	12567.5
879	8400.5	8400.5	1387	12568.0	12568.0
880	8401.0	8401.0	1388	12568.5	12568.5
881	8401.5	8401.5	1389	12569.0	12569.0

TELEX CHANNEL	SHIP RECEIVE	SHIP TRANSMIT	USE	TELEX CHANNEL	SHIP RECEIVE	SHIP TRANSMIT	USE
1390	12569.5	12569.5		1874	18894.5	18894.5	
1391	12570.0	12570.0		1875	18895.0	18895.0	
1392	12570.5	12570.5		1876	18895.5	18895.5	
1393	12571.0	12571.0		1877	18896.0	18896.0	
1394	12571.5	12571.5		1878	18896.5	18896.5	
1395	12572.0	12572.0		1879	18897.0	18897.0	
1396	12572.5	12572.5		1880	18897.5	18897.5	
1397	12573.0	12573.0		1881	18898.0	18898.0	
1398	12573.5	12573.5		2371	22352.0	22352.0	
1399	12574.0	12574.0		2372	22352.5	22352.5	
1400	12574.5	12574.5		2373	22353.0	22353.0	
1401	12575.0	12575.0		2374	22353.5	22353.5	
1402	12575.5	12575.5		2375	22354.0	22354.0	
1403	12576.0	12576.0		2376	22354.5	22354.5	
1404	12576.5	12576.5		2377	22355.0	22355.0	
1771	16785.0	16785.0		2378	22355.5	22355.5	
1772	16785.5	16785.5		2379	22356.0	22356.0	
1773	16786.0	16786.0		2380	22356.5	22356.5	
1774	16786.5	16786.5		2381	22357.0	22357.0	
1775	16787.0	16787.0		2382	22357.5	22357.5	
1776	16787.5	16787.5		2383	22358.0	22358.0	
1777	16788.0	16788.0		2384	22358.5	22358.5	
1778	16788.5	16788.5		2385	22359.0	22359.0	
1779	16789.0	16789.0		2386	22359.5	22359.5	
1780	16789.5	16789.5		2387	22360.0	22360.0	
1781	16790.0	16790.0		2388	22360.5	22360.5	
1782	16790.5	16790.5		2389	22361.0	22361.0	
1783	16791.0	16791.0		2390	22361.5	22361.5	
1784	16791.5	16791.5		2391	22362.0	22362.0	
1785	16792.0	16792.0		2392	22362.5	22362.5	
1786	16792.5	16792.5		2393	22363.0	22363.0	
1787	16793.0	16793.0		2394	22363.5	22363.5	
1788	16793.5	16793.5		2395	22364.0	22364.0	
1789	16794.0	16794.0		2396	22364.5	22364.5	
1790	16794.5	16794.5		2397	22365.0	22365.0	
1791	16795.0	16795.0		2398	22365.5	22365.5	
1792	16795.5	16795.5		2399	22366.0	22366.0	
1793	16796.0	16796.0		2400	22366.5	22366.5	
1794	16796.5	16796.5		2401	22367.0	22367.0	
1795	16797.0	16797.0		2402	22367.5	22367.5	
1796	16797.5	16797.5		2403	22368.0	22368.0	
1797	16798.0	16798.0		2404	22368.5	22368.5	
1798	16798.5	16798.5		2405	22369.0	22369.0	
1799	16799.0	16799.0		2406	22369.5	22369.5	
1800	16799.5	16799.5		2407	22370.0	22370.0	
1871	18893.0	18893.0		2408	22370.5	22370.5	
1872	18893.5	18893.5		2409	22371.0	22371.0	
1873	18894.0	18894.0		2410	22371.5	22371.5	

TELEX CHANNEL	SHIP RECEIVE	SHIP TRANSMIT	USE
2411	22372.0	22372.0	
2412	22372.5	22372.5	
2413	22373.0	22373.0	
2414	22373.5	22373.5	
2415	22374.0	22374.0	
2571	25193.0	25193.0	
2572	25193.5	25193.5	
2573	25194.0	25194.0	
2574	25194.5	25194.5	
2575	25195.0	25195.0	
2576	25195.5	25195.5	
2577	25196.0	25196.0	
2578	25196.5	25196.5	
2579	25197.0	25197.0	
2580	25197.5	25197.5	
2581	25198.0	25198.0	
2582	25198.5	25198.5	
2583	25199.0	25199.0	
2584	25199.5	25199.5	
2585	25200.0	25200.0	
2586	25200.5	25200.5	
2587	25201.0	25201.0	
2588	25201.5	25201.5	
2589	25202.0	25202.0	
2590	25202.5	25202.5	
2591	25203.0	25203.0	
2592	25203.5	25203.5	
2593	25204.0	25204.0	
2594	25204.5	25204.5	
2595	25205.0	25205.0	
2596	25205.5	25205.5	
2597	25206.0	25206.0	
2598	25206.5	25206.5	
2599	25207.0	25207.0	
2600	25207.5	25207.5	
2601	25208.0	25208.0	

DUPLEX/PUBLIC COAST SITOR CHANNEL LIST FREQUENCIES

(DISTRESS CHANNELS IN BOLD)

TELEX CHANNEL	SHIP RECEIVE	SHIP TRANSMIT	USE	TELEX CHANNEL	SHIP RECEIVE	SHIP TRANSMIT	USE
200	2187.5	2187.5		622	6324.5	6273.5	KPH,KLC
201	2174.5	2174.5		623	6325.0	6274.0	
400	4207.5	4207.5		624	6325.5	6274.5	
401	4210.5	4172.5	WNU	625	6326.0	6275.0	
402	4211.0	4173.0	ZLA	626	6326.5	6275.5	
403	4211.5	4173.5	KFS	627	6327.0	6281.0	
404	4212.0	4174.0		628	6327.5	6281.5	
405	4212.5	4174.5	WLO	629	6328.0	6282.0	
406	4213.0	4175.0	WLO,VIP	630	6328.5	6282.5	
407	4213.5	4175.5	KBS	631	6329.0	6283.0	
408	4214.0	4176.0	KLB,WPD	632	6329.5	6283.5	
409	4214.5	4176.5	KLC	633	6330.0	6284.0	
410	4215.0	4177.0	WLO	634	6330.5	6284.5	
411	4177.5	4177.5		800	8414.5	8414.5	
412	4215.5	4178.0	KBS	801	8376.5	8376.5	
413	4216.0	4178.5	KPH	802	8417.0	8377.0	WNU
414	4216.5	4179.0	WCC	803	8417.5	8377.5	KFS
415	4217.0	4179.5	WLO	804	8418.0	8378.0	
416	4217.5	4180.0	VCT	805	8418.5	8378.5	WLO
417	4218.0	4180.5	WLO	806	8419.0	8379.0	WLO
418	4218.5	4181.0		807	8419.5	8379.5	
419	4219.0	4181.5		808	8420.0	8380.0	
600	6312.0	6312.0		809	8420.5	8380.5	KLC
601	6314.5	6263.0	KFS	810	8421.0	8381.0	WLO
602	6315.0	6263.5	WNU	811	8421.5	8381.5	WLO
603	6315.5	6264.0	KFS	812	8422.0	8382.0	
604	6316.0	6264.5		813	8422.5	8382.5	KPH
605	6316.5	6265.0		814	8423.0	8383.0	
606	6317.0	6265.5	WLO	815	8423.5	8383.5	WLO
607	6317.5	6266.0		816	8424.0	8384.0	WCC
608	6318.0	6266.5	KLB	817	8424.5	8384.5	KLC
609	6318.5	6267.0	KLC	818	8425.0	8385.0	KLB
610	6319.0	6267.5	WLO	819	8425.5	8385.5	
611	6268.0	6268.0		820	8426.0	8386.0	
612	6319.5	6268.5		821	8426.5	8386.5	WCC
613	6320.0	6269.0	KPH	822	8427.0	8387.0	KLC
614	6320.5	6269.5		823	8427.5	8387.5	
615	6321.0	6270.0	WLO	824	8428.0	8388.0	
616	6321.5	6270.5		825	8428.5	8388.5	
617	6322.0	6271.0	KLC	826	8429.0	8389.0	WLO
618	6322.5	6271.5		827	8429.5	8389.5	
619	6323.0	6272.0	WLO	828	8430.0	8390.0	
620	6323.5	6272.5		829	8430.5	8390.5	
621	6324.0	6273.0	WCC	830	8431.0	8391.0	

TELEX CHANNEL	SHIP RECEIVE	SHIP TRANSMIT	USE	TELEX CHANNEL	SHIP RECEIVE	SHIP TRANSMIT	USE
831	8431.5	8391.5		1238	12598.0	12495.5	WCC
832	8432.0	8392.0		1239	12598.5	12496.0	
833	8432.5	8392.5		1240	12599.0	12496.5	WLO
834	8433.0	8393.0		1241	12599.5	12497.0	
835	8433.5	8393.5		1242	12600.0	12497.5	KPH
836	8434.0	8394.0		1243	12600.5	12498.0	
837	8434.5	8394.5		1244	12601.0	12498.5	
838	8435.0	8395.0		1245	12601.5	12499.0	
839	8435.5	8395.5		1246	12602.0	12499.5	
840	8436.0	8396.0		1247	12602.5	12500.0	
1200	12577.0	12577.0		1248	12603.0	12500.5	KLC
1201	12579.5	12477.0		1249	12603.5	12501.0	
1202	12580.0	12477.5	ZLA	1250	12604.0	12501.5	WLO
1203	12580.5	12478.0	KFS	1251	12604.5	12502.0	WLO
1204	12581.0	12478.5		1252	12605.0	12502.5	
1205	12581.5	12479.0	WLO	1253	12605.5	12503.0	
1206	12582.0	12479.5	VIP	1254	12606.0	12503.5	WLO
1207	12582.5	12480.0		1255	12606.5	12504.0	
1208	12583.0	12480.5		1256	12607.0	12504.5	
1209	12583.5	12481.0	KLC	1257	12607.5	12505.0	WNU
1210	12584.0	12481.5	VIP	1258	12608.0	12505.5	
1211	12584.5	12482.0	WLO	1259	12608.5	12506.0	
1212	12585.0	12482.5		1260	12609.0	12506.5	
1213	12585.5	12483.0	KPH	1261	12609.5	12507.0	
1214	12586.0	12483.5		1262	12610.0	12507.5	
1215	12586.5	12484.0	WLO	1263	12610.5	12508.0	VCT
1216	12587.0	12484.5		1264	12611.0	12508.5	
1217	12587.5	12485.0	KLC	1265	12611.5	12509.0	KEJ
1218	12588.0	12485.5		1266	12612.0	12509.5	
1219	12588.5	12486.0	WNU	1267	12612.5	12510.0	
1220	12589.0	12486.5		1268	12613.0	12510.5	
1221	12589.5	12487.0	WCC	1269	12613.5	12511.0	
1222	12590.0	12487.5	KLC	1270	12614.0	12511.5	
1223	12590.5	12488.0	KLB	1271	12614.5	12512.0	
1224	12591.0	12488.5		1272	12615.0	12512.5	
1225	12591.5	12489.0	WLO	1273	12615.5	12513.0	
1226	12592.0	12489.5		1274	12616.0	12513.5	
1227	12592.5	12490.0		1275	12616.5	12514.0	
1228	12593.0	12490.5		1276	12617.0	12514.5	
1229	12593.5	12491.0	WLO	1277	12617.5	12515.0	
1230	12594.0	12491.5		1278	12618.0	12515.5	
1231	12594.5	12492.0		1279	12618.5	12516.0	
1232	12595.0	12492.5		1280	12619.0	12516.5	
1233	12595.5	12493.0		1281	12619.5	12517.0	
1234	12596.0	12493.5	WLO	1282	12620.0	12517.5	
1235	12596.5	12494.0		1283	12620.5	12518.0	
1236	12597.0	12494.5		1284	12621.0	12518.5	
1237	12597.5	12495.0		1285	12621.5	12519.0	

TELEX CHANNEL	SHIP RECEIVE	SHIP TRANSMIT	USE	TELEX CHANNEL	SHIP RECEIVE	SHIP TRANSMIT	USE
1286	12622.0	12519.5		1334	12645.5	12543.5	
1287	12520.0	12520.0		1335	12646.0	12544.0	
1288	12622.5	12520.5		1336	12646.5	12544.5	
1289	12623.0	12521.0		1337	12647.0	12545.0	
1290	12623.5	12521.5		1338	12647.5	12545.5	
1291	12624.0	12522.0	SAB	1339	12648.0	12546.0	
1292	12624.5	12522.5		1340	12648.5	12546.5	
1293	12625.0	12523.0		1341	12649.0	12547.0	
1294	12625.5	12523.5		1342	12649.5	12547.5	
1295	12626.0	12524.0		1343	12650.0	12548.0	
1296	12626.5	12524.5		1344	12650.5	12548.5	
1297	12627.0	12525.0		1345	12651.0	12549.0	
1298	12627.5	12525.5		1346	12651.5	12549.5	
1299	12628.0	12526.0		1347	12652.0	12555.0	
1300	12628.5	12526.5		1348	12652.5	12555.5	
1301	12629.0	12527.0		1349	12653.0	12556.0	
1302	12629.5	12527.5		1350	12653.5	12556.5	
1303	12630.0	12528.0		1351	12654.0	12557.0	
1304	12630.5	12528.5		1352	12654.5	12557.5	
1305	12631.0	12529.0		1353	12655.0	12558.0	
1306	12631.5	12529.5		1354	12655.5	12558.5	
1307	12632.0	12530.0		1355	12656.0	12559.0	
1308	12632.5	12530.5		1356	12656.5	12559.5	
1309	12633.0	12531.0		1600	16804.5	16804.5	
1310	12633.5	12531.5		1601	16807.0	16683.5	
1311	12634.0	12532.0		1602	16807.5	16684.0	ZLA
1312	12634.5	12532.5		1603	16808.0	16684.5	KFS
1313	12635.0	12533.0		1604	16808.5	16685.0	KLB
1314	12635.5	12533.5		1605	16809.0	16685.5	WLO
1315	12636.0	12534.0		1606	16809.5	16686.0	VIP
1316	12636.5	12534.5		1607	16810.0	16686.5	
1317	12637.0	12535.0		1608	16810.5	16687.0	
1318	12637.5	12535.5		1609	16811.0	16687.5	KLC
1319	12638.0	12536.0		1610	16811.5	16688.0	VIP
1320	12638.5	12536.5		1611	16812.0	16688.5	WLO
1321	12639.0	12537.0		1612	16812.5	16689.0	
1322	12639.5	12537.5		1613	16813.0	16689.5	KPH
1323	12640.0	12538.0		1614	16813.5	16690.0	
1324	12640.5	12538.5		1615	16814.0	16690.5	WLO
1325	12641.0	12539.0		1616	16814.5	16691.0	
1326	12641.5	12539.5		1617	16815.0	16691.5	KLC
1327	12642.0	12540.0		1618	16815.5	16692.0	
1328	12642.5	12540.5		1619	16816.0	16692.5	WNU
1329	12643.0	12541.0		1620	16816.5	16693.0	
1330	12643.5	12541.5		1621	16817.0	16693.5	WCC
1331	12644.0	12542.0		1622	16817.5	16694.0	KPH,KLC
1332	12644.5	12542.5		1623	16818.0	16694.5	
1333	12645.0	12543.0		1624	16695.0	16695.0	

TELEX CHANNEL	SHIP RECEIVE	SHIP TRANSMIT	USE	TELEX CHANNEL	SHIP RECEIVE	SHIP TRANSMIT	USE
1625	16818.5	16695.5	WLO	1673	16842.5	16719.5	KEJ
1626	16819.0	16696.0		1674	16843.0	16720.0	
1627	16819.5	16696.5		1675	16843.5	16720.5	
1628	16820.0	16697.0		1676	16844.0	16721.0	VCT
1629	16820.5	16697.5	WLO	1677	16844.5	16721.5	
1630	16821.0	16698.0		1678	16845.0	16722.0	
1631	16821.5	16698.5		1679	16845.5	16722.5	
1632	16822.0	16699.0		1680	16846.0	16723.0	
1633	16822.5	16699.5		1681	16846.5	16723.5	
1634	16823.0	16700.0		1682	16847.0	16724.0	
1635	16823.5	16700.5		1683	16847.5	16724.5	
1636	16824.0	16701.0		1684	16848.0	16725.0	
1637	16824.5	16701.5		1685	16848.5	16725.5	
1638	16825.0	16702.0	WCC	1686	16849.0	16726.0	
1639	16825.5	16702.5		1687	16849.5	16726.5	
1640	16826.0	16703.0	WLO	1688	16850.0	16727.0	
1641	16826.5	16703.5		1689	16850.5	16727.5	
1642	16827.0	16704.0		1690	16851.0	16728.0	
1643	16827.5	16704.5		1691	16851.5	16728.5	SAB
1644	16828.0	16705.0	WLO	1692	16852.0	16729.0	
1645	16828.5	16705.5		1693	16852.5	16729.5	
1646	16829.0	16706.0		1694	16853.0	16730.0	
1647	16829.5	16706.5	KFS	1695	16853.5	16730.5	
1648	16830.0	16707.0	KLC	1696	16854.0	16731.0	
1649	16830.5	16707.5		1697	16854.5	16731.5	
1650	16831.0	16708.0	WLO	1698	16855.0	16732.0	
1651	16831.5	16708.5		1699	16855.5	16732.5	
1652	16832.0	16709.0	WNU	1700	16856.0	16733.0	
1653	16832.5	16709.5		1701	16856.5	16733.5	
1654	16833.0	16710.0	WLO	1702	16857.0	16739.0	
1655	16833.5	16710.5		1703	16857.5	16739.5	
1656	16834.0	16711.0		1704	16858.0	16740.0	
1657	16834.5	16711.5	WNU	1705	16858.5	16740.5	
1658	16835.0	16712.0		1706	16859.0	16741.0	
1659	16835.5	16712.5		1707	16859.5	16741.5	
1660	16836.0	16713.0		1708	16860.0	16742.0	
1661	16836.5	16713.5		1709	16860.5	16742.5	
1662	16837.0	16714.0		1710	16861.0	16743.0	
1663	16837.5	16714.5		1711	16861.5	16743.5	
1664	16838.0	16715.0		1712	16862.0	16744.0	
1665	16838.5	16715.5		1713	16862.5	16744.5	
1666	16839.0	16716.0		1714	16863.0	16745.0	
1667	16839.5	16716.5		1715	16863.5	16745.5	
1668	16840.0	16717.0		1716	16864.0	16746.0	
1669	16840.5	16717.5		1717	16864.5	16746.5	
1670	16841.0	16718.0		1718	16865.0	16747.0	
1671	16841.5	16718.5		1719	16865.5	16747.5	
1672	16842.0	16719.0		1720	16866.0	16748.0	

TELEX CHANNEL	SHIP RECEIVE	SHIP TRANSMIT	USE	TELEX CHANNEL	SHIP RECEIVE	SHIP TRANSMIT	USE
1721	16866.5	16748.5		1769	16890.5	16772.5	
1722	16867.0	16749.0		1770	16891.0	16773.0	
1723	16867.5	16749.5		1771	16891.5	16773.5	
1724	16868.0	16750.0		1772	16892.0	16774.0	
1725	16868.5	16750.5		1773	16892.5	16774.5	
1726	16869.0	16751.0		1774	16893.0	16775.0	
1727	16869.5	16751.5		1775	16893.5	16775.5	
1728	16870.0	16752.0		1776	16894.0	16776.0	
1729	16870.5	16752.5		1777	16894.5	16776.5	
1730	16871.0	16753.0		1778	16895.0	16777.0	
1731	16871.5	16753.5		1779	16895.5	16777.5	
1732	16872.0	16754.0		1780	16896.0	16778.0	
1733	16872.5	16754.5		1781	16896.5	16778.5	
1734	16873.0	16755.0		1782	16897.0	16779.0	
1735	16873.5	16755.5		1783	16897.5	16779.5	
1736	16874.0	16756.0		1784	16898.0	16780.0	
1737	16874.5	16756.5		1785	16898.5	16780.5	
1738	16875.0	16757.0		1786	16899.0	16781.0	
1739	16875.5	16757.5		1787	16899.5	16781.5	
1740	16876.0	16758.0		1788	16900.0	16782.0	
1741	16876.5	16758.5		1789	16900.5	16782.5	
1742	16877.0	16759.0		1790	16901.0	16783.0	
1743	16877.5	16759.5		1791	16901.5	16783.5	
1744	16878.0	16760.0		1792	16902.0	16784.0	
1745	16878.5	16760.5		1793	16902.5	16784.5	
1746	16879.0	16761.0		1800	16799.5	16799.5	
1747	16879.5	16761.5		1801	19681.0	18870.5	
1748	16880.0	16762.0		1802	19681.5	18871.0	
1749	16880.5	16762.5		1803	19682.0	18871.5	
1750	16881.0	16763.0		1804	19682.5	18872.0	
1751	16881.5	16763.5		1805	19683.0	18872.5	
1752	16882.0	16764.0		1806	19683.5	18873.0	
1753	16882.5	16764.5		1807	19684.0	18873.5	
1754	16883.0	16765.0		1808	19684.5	18874.0	
1755	16883.5	16765.5		1809	19685.0	18874.5	
1756	16884.0	16766.0		1810	19685.5	18875.0	
1757	16884.5	16766.5		1811	19686.0	18875.5	
1758	16885.0	16767.0		1812	19686.5	18876.0	
1759	16885.5	16767.5		1813	19687.0	18876.5	
1760	16886.0	16768.0		1814	19687.5	18877.0	
1761	16886.5	16768.5		1815	19688.0	18877.5	
1762	16887.0	16769.0		1816	19688.5	18878.0	
1763	16887.5	16769.5		1817	19689.0	18878.5	
1764	16888.0	16770.0		1818	19689.5	18879.0	
1765	16888.5	16770.5		1819	19690.0	18879.5	
1766	16889.0	16771.0		1820	19690.5	18880.0	
1767	16889.5	16771.5		1821	19691.0	18880.5	
1768	16890.0	16772.0		1822	19691.5	18881.0	

TELEX CHANNEL	SHIP RECEIVE	SHIP TRANSMIT	USE	TELEX CHANNEL	SHIP RECEIVE	SHIP TRANSMIT	USE
1823	19692.0	18881.5		2226	22389.0	22297.0	
1824	19692.5	18882.0		2227	22389.5	22297.5	
1825	19693.0	18882.5		2228	22390.0	22298.0	
1826	19693.5	18883.0		2229	22390.5	22298.5	
1827	19694.0	18883.5		2230	22391.0	22299.0	
1828	19694.5	18884.0		2231	22391.5	22299.5	
1829	19695.0	18884.5		2232	22392.0	22300.0	
1830	19695.5	18885.0		2233	22392.5	22300.5	
1831	19696.0	18885.5		2234	22393.0	22301.0	
1832	19696.5	18886.0		2235	22393.5	22301.5	
1833	19697.0	18886.5		2236	22394.0	22302.0	
1834	19697.5	18887.0		2237	22394.5	22302.5	
1835	19698.0	18887.5		2238	22395.0	22303.0	KPH
1836	19698.5	18888.0		2239	22395.5	22303.5	
1837	19699.0	18888.5		2240	22396.0	22304.0	KLB
1838	19699.5	18889.0		2241	22396.5	22304.5	
1839	19700.0	18889.5		2242	22397.0	22305.0	
1840	19700.5	18890.0		2243	22397.5	22305.5	
1841	19701.0	18890.5		2244	22398.0	22306.0	
1842	19701.5	18891.0		2245	22398.5	22306.5	
1843	19702.0	18891.5		2246	22399.0	22307.0	
1844	19702.5	18892.0		2247	22399.5	22307.5	
1845	19703.0	18892.5		2248	22400.0	22308.0	KLC
2201	22376.5	22284.5		2249	22400.5	22308.5	
2202	22377.0	22285.0	WNU	2250	22401.0	22309.0	
2203	22377.5	22285.5	KFS	2251	22401.5	22309.5	
2204	22378.0	22286.0		2252	22402.0	22310.0	WNU
2205	22378.5	22286.5		2253	22402.5	22310.5	
2206	22379.0	22287.0		2254	22403.0	22311.0	WLO
2207	22379.5	22287.5		2255	22403.5	22311.5	
2208	22380.0	22288.0		2256	22404.0	22312.0	WLO
2209	22380.5	22288.5	KLC	2257	22404.5	22312.5	WNU
2210	22381.0	22289.0	WLO	2258	22405.0	22313.0	
2211	22381.5	22289.5		2259	22405.5	22313.5	
2212	22382.0	22290.0		2260	22406.0	22314.0	WLO
2213	22382.5	22290.5	KPH	2261	22406.5	22314.5	
2214	22383.0	22291.0		2262	22407.0	22315.0	WLO
2215	22383.5	22291.5	WLO	2263	22407.5	22315.5	
2216	22384.0	22292.0		2264	22408.0	22316.0	
2217	22384.5	22292.5	KLC	2265	22408.5	22316.5	
2218	22385.0	22293.0		2266	22409.0	22317.0	
2219	22385.5	22293.5	WNU	2267	22409.5	22317.5	
2220	22386.0	22294.0		2268	22410.0	22318.0	
2221	22386.5	22294.5	WCC	2269	22410.5	22318.5	
2222	22387.0	22295.0	KLC	2270	22411.0	22319.0	
2223	22387.5	22295.5		2271	22411.5	22319.5	
2224	22388.0	22296.0		2272	22412.0	22320.0	
2225	22388.5	22296.5		2273	22412.5	22320.5	

TELEX CHANNEL	SHIP RECEIVE	SHIP TRANSMIT	USE	TELEX CHANNEL	SHIP RECEIVE	SHIP TRANSMIT	USE
2274	22413.0	22321.0		2322	22437.0	22345.0	
2275	22413.5	22321.5		2323	22437.5	22345.5	
2276	22414.0	22322.0		2324	22438.0	22346.0	
2277	22414.5	22322.5		2325	22438.5	22346.5	
2278	22415.0	22323.0		2326	22439.0	22347.0	
2279	22415.5	22323.5		2327	22439.5	22347.5	
2280	22416.0	22324.0		2328	22440.0	22348.0	
2281	22416.5	22324.5		2329	22440.5	22348.5	
2282	22417.0	22325.0		2330	22441.0	22349.0	
2283	22417.5	22325.5		2331	22441.5	22349.5	
2284	22418.0	22326.0		2332	22442.0	22350.0	
2285	22418.5	22326.5		2333	22442.5	22350.5	
2286	22419.0	22327.0		2334	22443.0	22351.0	
2287	22419.5	22327.5		2335	22443.5	22351.5	
2288	22420.0	22328.0		2501	26101.0	25173.0	WLO
2289	22420.5	22328.5		2502	26101.5	25173.5	
2290	22421.0	22329.0		2503	26102.0	25174.0	
2291	22421.5	22329.5		2504	26102.5	25174.5	
2292	22422.0	22330.0		2505	26103.0	25175.0	
2293	22422.5	22330.5		2506	26103.5	25175.5	
2294	22423.0	22331.0		2507	26104.0	25176.0	
2295	22423.5	22331.5		2508	26104.5	25176.5	
2296	22424.0	22332.0		2509	26105.0	25177.0	
2297	22424.5	22332.5		2510	26105.5	25177.5	
2298	22425.0	22333.0		2511	26106.0	25178.0	
2299	22425.5	22333.5		2512	26106.5	25178.5	
2300	22426.0	22334.0		2513	26107.0	25179.0	
2301	22426.5	22334.5		2514	26107.5	25179.5	
2302	22427.0	22335.0		2515	26108.0	25180.0	
2303	22427.5	22335.5		2516	26108.5	25180.5	
2304	22428.0	22336.0		2517	26109.0	25181.0	
2305	22428.5	22336.5		2518	26109.5	25181.5	
2306	22429.0	22337.0		2519	26110.0	25182.0	
2307	22429.5	22337.5		2520	26110.5	25182.5	
2308	22430.0	22338.0		2521	26111.0	25183.0	
2309	22430.5	22338.5		2522	26111.5	25183.5	
2310	22431.0	22339.0		2523	26112.0	25184.0	
2311	22431.5	22339.5		2524	26112.5	25184.5	
2312	22432.0	22340.0		2525	26113.0	25185.0	
2313	22432.5	22340.5		2526	26113.5	25185.5	
2314	22433.0	22341.0		2527	26114.0	25186.0	
2315	22433.5	22341.5		2528	26114.5	25186.5	
2316	22434.0	22342.0		2529	26115.0	25187.0	
2317	22434.5	22342.5		2530	26115.5	25187.5	
2318	22435.0	22343.0		2531	26116.0	25188.0	
2319	22435.5	22343.5		2532	26116.5	25188.5	
2320	22436.0	22344.0		2533	26117.0	25189.0	
2321	22436.5	22344.5		2534	26117.5	25189.5	

TELEX CHANNEL	SHIP RECEIVE	SHIP TRANSMIT	USE	TELEX CHANNEL	SHIP RECEIVE	SHIP TRANSMIT	USE
2535	26118.0	25190.0					
2536	26118.5	25190.5					
2537	26119.0	25191.0					
2538	26119.5	25191.5					
2539	26120.0	25192.0					
2540	26120.5	25192.5					

COAST STATIONS PROVIDING TELEX SERVICE

<u>Call Sign</u>	<u>Station</u>	<u>Selcall #</u>
KBS	Dutch Harbor, AK	1115
KLB	Seattle, WA	1113
KPH	San Fransisco, CA	1091
KLC	Galveston, TX	1101
WLO	Mobile, AL	1090
WPD	Tampa, FL	1102
WCC	Chatham, MA	1092
VCT	St. Johns, Newfoundland, Canada	1094
KEJ	Hawaii, Pacific Ocean	1094
KFS	Palo Alto (San Francisco, California, USA	1094
SAB	Gothenburg, Sweden	1094
ZLA	Awanui, New Zealand	1094
VIP	Perth, Western Australia	1094
WNU	Slidell, New Orleans, Louisiana, USA	1094

SSB PROPAGATION TABLES

Typical frequency propagation: Spring and Summer

BAND	4 MHz		8 MHz		12 MHz		16 MHz		22 MHz	
	Min.	Max.	Min.	Max.	Min.	Max.	Min.	Max.	Min.	Max.
Propagation (Miles)										
Hours after sunset										
1	50	250	200	1000	500	3500	750	6000	1500	7000
2	100	600	250	1500	500	3500	750	6000		
3	100	600	250	2000	500	3500				
4	100	800	250	2500						
5	100	1000	250	2500						
6	100	1500	400	3000						
7	100	1500	500	3500						
8	250	2000	750	4000						
9	250	2500	750	4000						
10	250	2500	750	4000						
11	100	1000	500	2500						
Hours after sunrise										
1	100	500	400	2000						
2	0	100	400	2000						
3	0	100	250	1500						
4	0	100	250	1500	500	1000				
5	0	100	250	1500	500	1500				
6	0	100	250	1500	500	2500	750	4000		
7	0	100	250	2500	500	3500	750	4000	1500	7000
8	0	100	250	1500	500	3500	750	4000	1500	7000
9	0	100	250	1500	500	3500	750	4000	1500	7000
10	0	100	250	1500	500	3500	750	4000	1500	7000
11	0	100	150	500	500	3500	750	6000	1500	7000
12	0	200	150	500	500	3500	750	6000	1500	7000
13	50	250	150	750	500	3500	750	6000	1500	7000

Typical frequency propagation: Fall and Winter

BAND	4 MHz		8 MHz		12 MHz		16 MHz		22 MHz	
	Min.	Max.	Min.	Max.	Min.	Max.	Min.	Max.	Min.	Max.
Propagation (Miles)										
Hours after sunset										
1	100	600	400	2000	500	3500	750	6000	1500	7000
2	100	800	400	2000	500	4000	750	6000		
3	100	1000	400	2000	500	4000				
4	100	1000	400	2500	500	4000				
5	100	1000	400	3000	500	4000				
6	100	1500	400	3500						
7	250	2000	400	4000						
8	250	2500	500	4000						
9	500	3000	500	4000						
10	500	4000	500	4000						
11	500	3000	750	5000						
12	250	2500	750	5000						
13	250	1500	500	2500						
Hours after sunrise										
1	100	1000	400	2000						
2	100	500	400	2000						
3	0	100	400	2000	500	3500	750	4000		
4	0	100	400	2000	500	3500	750	4000	1500	3000
5	0	100	250	1500	500	3500	750	4000	1500	4000
6	0	100	250	1500	500	3500	750	4000	1500	5000
7	0	100	250	1500	500	4000	750	5000	1500	6000
8	0	100	250	1500	500	4000	750	5000	1500	7000
9	0	100	250	1500	500	4000	750	6000	1500	7000
10	0	100	250	1000	500	3500	750	6000	1500	7000
11	0	250	250	1500	500	3500	750	6000	1500	7000

SCRATCHPAD MEMORY CHANNEL/FREQUENCY LOG

Use this handy log to keep a record of the frequencies you store in scratchpad memory.

SCAN CELL #1 - VOICE

LOCATION	SHIP RX	SHIP TX	USE
10	_____	_____	_____
11	_____	_____	_____
12	_____	_____	_____
13	_____	_____	_____
14	_____	_____	_____
15	_____	_____	_____
16	_____	_____	_____
17	_____	_____	_____
18	_____	_____	_____
19	_____	_____	_____

SCAN CELL #2 - VOICE

20	_____	_____	_____
21	_____	_____	_____
22	_____	_____	_____
23	_____	_____	_____
24	_____	_____	_____
25	_____	_____	_____
26	_____	_____	_____
27	_____	_____	_____
28	_____	_____	_____
29	_____	_____	_____

SCRATCHPAD MEMORY CHANNEL/FREQUENCY LOG

SCAN CELL #3 - VOICE

LOCATION	SHIP RX	SHIP TX	USE
30	_____	_____	_____
31	_____	_____	_____
32	_____	_____	_____
33	_____	_____	_____
34	_____	_____	_____
35	_____	_____	_____
36	_____	_____	_____
37	_____	_____	_____
38	_____	_____	_____
39	_____	_____	_____

SCAN CELL #4 - VOICE

40	_____	_____	_____
41	_____	_____	_____
42	_____	_____	_____
43	_____	_____	_____
44	_____	_____	_____
45	_____	_____	_____
46	_____	_____	_____
47	_____	_____	_____
48	_____	_____	_____
49	_____	_____	_____

SCRATCHPAD MEMORY CHANNEL/FREQUENCY LOG

SCAN CELL #5 - TELEX

LOCATION	SHIP RX	SHIP TX	USE
50	_____	_____	_____
51	_____	_____	_____
52	_____	_____	_____
53	_____	_____	_____
54	_____	_____	_____
55	_____	_____	_____
56	_____	_____	_____
57	_____	_____	_____
58	_____	_____	_____
59	_____	_____	_____

SCAN CELL #6 - TELEX

60	_____	_____	_____
61	_____	_____	_____
62	_____	_____	_____
63	_____	_____	_____
64	_____	_____	_____
65	_____	_____	_____
66	_____	_____	_____
67	_____	_____	_____
68	_____	_____	_____
69	_____	_____	_____

SCRATCHPAD MEMORY CHANNEL/FREQUENCY LOG

SCAN CELL #7 - TELEX

LOCATION	SHIP RX	SHIP TX	USE
70	_____	_____	_____
71	_____	_____	_____
72	_____	_____	_____
73	_____	_____	_____
74	_____	_____	_____
75	_____	_____	_____
76	_____	_____	_____
77	_____	_____	_____
78	_____	_____	_____
79	_____	_____	_____

SCAN CELL #8 - TELEX

80	_____	_____	_____
81	_____	_____	_____
82	_____	_____	_____
83	_____	_____	_____
84	_____	_____	_____
85	_____	_____	_____
86	_____	_____	_____
87	_____	_____	_____
88	_____	_____	_____
89	_____	_____	_____