

# FT-840

For Service Manuals Contact  
**MAURITRON TECHNICAL SERVICES**  
8 Cherry Tree Rd, Chinnor  
Oxon OX9 4QY  
Tel:- 01844-351684 Fax:- 01844-352554  
Email:- [enquiries@mauritron.co.uk](mailto:enquiries@mauritron.co.uk)

Downloaded by   
Amateur Radio Directory   
  
[www.hamdirectory.info](http://www.hamdirectory.info)



**YAESU MUSEN CO., LTD.**  
C.P.O. Box 1500, Tokyo, Japan

**YAESU U.S.A.**  
17210 Edwards Rd., Cerritos, CA 90701, U.S.A.

**YAESU EUROPE B.V.**  
Snipweg 3, 1118AA Schipol, The Netherlands

# Contents

<b>Introduction &amp; Chip Component Information</b> . . . . .	<b>1-1</b>
<b>Circuit Board Access, Battery &amp; Lamp Replacement</b> . . . . .	<b>2-1</b>
<b>Alignment</b> . . . . .	<b>3-1</b>
<b>Block Diagram &amp; Interconnection Diagram</b> . . . . .	<b>4-1</b>
<b>Board Unit (Schematics, Layouts &amp; Parts)</b>	
<b>MAIN Unit</b> . . . . .	<b>5A-1</b>
<b>LOCAL Unit</b> . . . . .	<b>5B-1</b>
<b>DDS-1 Unit</b> . . . . .	<b>5C-1</b>
<b>DDS-2 Unit</b> . . . . .	<b>5D-1</b>
<b>OSC Unit</b> . . . . .	<b>5E1</b>
<b>REG Unit</b> . . . . .	<b>5F-1</b>
<b>DISPLAY Unit</b> . . . . .	<b>5G-1</b>
<b>LPF Unit</b> . . . . .	<b>5H-1</b>
<b>PA Unit</b> . . . . .	<b>5I-1</b>
<b>VR-A/-B/-C/-D Unit</b> . . . . .	<b>5J-1</b>
<b>SW-A/-B/-C/-D Unit</b> . . . . .	<b>5K-1</b>
<b>MIC Unit</b> . . . . .	<b>5L-1</b>
<b>PHONE Unit</b> . . . . .	<b>5M-1</b>
<b>Exploded View &amp; Miscellaneous Parts</b> . . . . .	<b>6-1</b>
<b>Accessory &amp; Optional Board Units (Schematics, Layouts &amp; Parts)</b>	
<b>TCXO-4 Master Reference Oscillator (option)</b> . . . . .	<b>7A-1</b>
<b>FM Unit-747 (option)</b> . . . . .	<b>7B-1</b>
<b>YF-112A AM Crystal Filter (option)</b> . . . . .	<b>7C-1</b>
<b>YF-112C CW Crystal Filter (option)</b> . . . . .	<b>7D-1</b>
<b>FC-10 Automatic Antenna Tuner (option)</b> . . . . .	<b>7E-1</b>
<b>MH-1B8 Hand-Held Microphone (accessory)</b> . . . . .	<b>7F-1</b>
<b>MD-1C8 Microphone (option)</b> . . . . .	<b>7G-1</b>
<b>YH-77ST Lightweight Headphones (option)</b> . . . . .	<b>7H-1</b>





For Service Manuals Contact  
MAURITRON TECHNICAL SERVICES  
8 Cherry Tree Rd, Chinnor  
Oxon OX9 4QY  
Tel: 01844-351634 Fax: 01844-352554  
Email: enquiries@mauritron.co.uk

This manual provides the technical information necessary for servicing the FT-840 hf transceiver. It does not include information on specifications, installation and operation, which are described in the FT-840 Operating Manual, provided with the transceiver, or on FT-840 accessories, which are described in the manuals provided with each.

Servicing this equipment requires expertise in handling surface-mount chip components. Attempts by non-qualified persons to service this equipment may result in permanent damage not covered by warranty.

For the major circuit boards, each side of the board is identified by the type of the majority of components installed on that side. In most cases one side has only chip components, and

the other has either a mixture of both chip and leaded component (trimmers, coils, electrolytic capacitors, packaged ICs, etc.), or leaded components only.

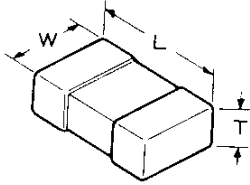
While we believe the technical information in this manual is correct, Yaesu assumes no liability for damage that may occur as a result of typographical errors that may be present. Your cooperation in pointing out any inconsistencies in the technical information would be appreciated.

Yaesu Musen reserves the right to make changes in this transceiver and the alignment procedures, in the interests of technological improvement, without notification of the owners.

# Chip Component Information

The diagrams below indicate some of the distinguishing features of common chip components.

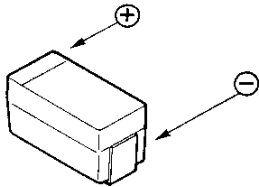
## Capacitors



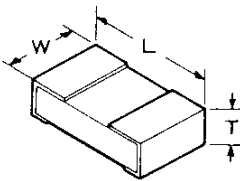
(Unit : mm)

Type	L	W	T
3216	3.2	1.6	0.45~0.60
2125	2.0	1.25	0.35~0.50
1608	1.6	0.8	0.65~0.95

## Tantalum Capacitors



## Resistors



Type	L	W	T
1/10	2.0	1.25	0.45
1/16	1.6	0.8	0.45

INDICATED LETTERS

**1 2 3 4**  
**5 6 7 8**  
**9 0 .**

Type RMC 1/10W, 1/16W

Marking\* 100,222,473.....

473		
Ten unit	One unit	Multiplier code
0	0	10 <sup>0</sup>
1	1	10 <sup>1</sup>
2	2	10 <sup>2</sup>
3	3	10 <sup>3</sup>
4	4	10 <sup>4</sup>
5	5	10 <sup>5</sup>
6	6	10 <sup>6</sup>
7	7	10 <sup>7</sup>
8	8	10 <sup>8</sup>
9	9	10 <sup>9</sup>

Examples :

100 = 10Ω

222 = 2.2kΩ

473 = 47kΩ

# Chip Component Information

## Replacing Chip Components

Chip components are installed at the factory by a series of robots. The first one places a spot of adhesive resin at the location where each part is to be installed, and later robots handle and place parts using vacuum suction.

For single-sided boards, solder paste is applied and the board is then baked to harden the resin and flow the solder. For double-sided boards, no solder paste is applied, but the board is baked (or exposed to ultra-violet light) to cure the resin before dip soldering.

In our laboratories and service shops, small quantities of chip components are mounted manually by applying a spot of resin, placing them with tweezers, and then soldering by very small dual streams of hot air (without physical contact during soldering). We remove parts by first removing solder using a vacuum suction iron, which applies a light, steady vacuum at the iron tip, and then breaking the adhesive with tweezers.

The special vacuum soldering/desoldering equipment is recommended if you expect to do a lot of chip replacements. Otherwise, it is usually possible to remove and replace chip components with only a tapered, temperature-controlled soldering iron, a set of tweezers and braided copper solder wick. Soldering iron temperature should be less than 280 °C (536 °F).

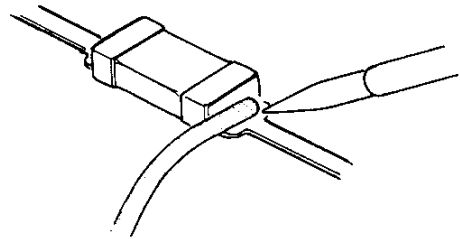
For Service Manuals Contact  
MAURITRON TECHNICAL SERVICES  
8 Cherry Tree Rd, Chinnor  
Oxon OX9 4QY  
Tel:- 01844-351694 Fax:- 01844-352554  
Email:- enquires@mauritron.co.uk

## Precautions for Chip Replacement

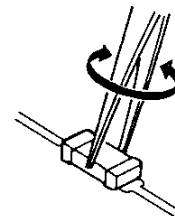
- ✗ Do not disconnect a chip forcefully, or the foil pattern may peel off the board.
- ✗ Never re-use a chip component. Dispose of all removed chip components immediately to avoid mixing with new parts.
- ✗ Limit soldering time to 3 seconds or less to avoid damaging the component and board.

## Removing Chip Components

- Remove the solder at each joint, one joint at a time, using solder wick whetted with non-acidic flux as shown below. Avoid applying pressure, and do not attempt to remove the tinning from the chip's electrode.



- Grasp the chip on both sides with tweezers, and gently twist the tweezers back and forth (to break the adhesive bond) while alternately heating each electrode. Be careful to avoid peeling the foil traces from the board. Dispose of the chip when removed.



- After removing the chip, use the copper braid and soldering iron to which away any excess solder and smooth the land for installation of the replacement part.

# Chip Component Information

---

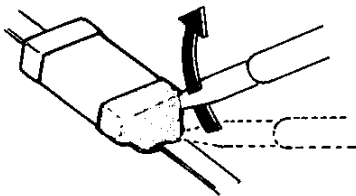
## *Install a Replacement Chip*

As the value of some chip components is not indicated on the body of the chip, be careful to get the right part for replacement.

- Apply a small amount of solder to the land on one side where the chip is to be installed. Avoid too much solder, which may cause bridging (shorting to other parts).



- Hold the chip with tweezers in the desired position, and apply the soldering iron with a motion line that indicated by the arrow in the diagram below. Do not apply heat for more than 3 seconds.



- Remove the tweezers and solder the electrode on the other side in the manner just described.

# Circuit Board Access

## Unit Access

- Turn the transceiver off and disconnect all cables.
- Remove the 5 screws affixing the top cover. Lift the top cover slightly, and disconnect the speaker cable plug from its connector. You may now remove the top cover to expose the component side of the Main Unit (photos 1 & 2).

- Place the set upside-down on the work surface, then remove the 6 screws affixing the bottom cover. Remove the cover to expose the components side of the Local Unit (photos 3 & 4).
- To remove the PA Unit (with the set upside-down), remove the 2 screws affixing the PA Unit to the transceiver chassis (photo 5).
- Next remove the connecting wire and coaxial cables leading from the Main and Local Units, then remove the PA Unit from the chassis (photo 6).

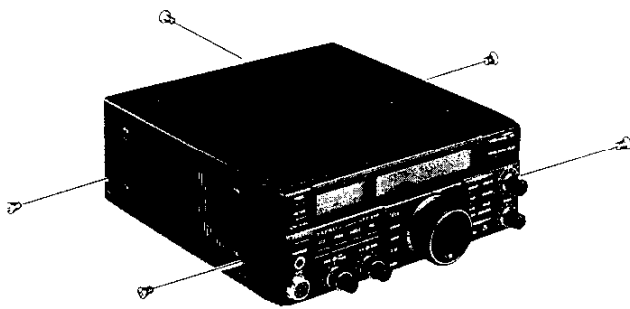


Photo 1




Photo 4

For Service Manuals Contact  
MAURITRON TECHNICAL SERVICES  
8 Cherry Tree Rd, Chinnor  
Oxon OX9 4QY  
Tel:- 01844-351694 Fax:- 01844-352554  
Email:- enquires@mauritron.co.uk




Photo 2




Photo 5

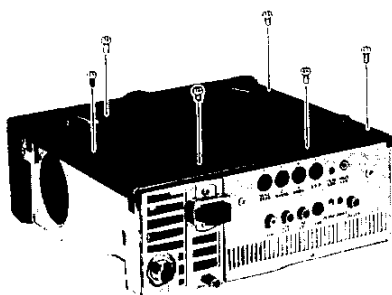


Photo 3




Photo 6

# Lithium Back-up Battery Replacement, Backup Switch & Case Cover Screws

## Lithium Back-up Battery Replacement

- With the top and bottom covers removed, locate the Lithium Battery on the Local Unit (photo ???).
- Using your finger, slide the battery inward, then slightly pry up the outer edge of the battery, so that it ejects freely upward and outward through the slots at the top and bottom of the holder.
- Carefully note the polarity (+ side facing up) and battery type information.
- Install the replacement battery in the reverse manner.

## Backup Switch

Located next to the Lithium Battery is the memory back-up switch **S2002** labeled "**BACK-UP**". It is normally kept in the **ON** position to ensure that memorized information is maintained (by a small amount of power from the lithium battery) when the radio is off, or the DC power source is removed.

If you do not plan to operate your radio for extended periods of time, turn the switch to the **OFF** position to conserve battery life. Move the selector using the tip of a ball-point pen or similar object. To prolong battery life, ensure that the radio is turned on when switching the back-up switch from **OFF** to **ON**. This reduces the current demand placed on the battery by the radio's circuits from an un-powered state.

## Case Cover Screws

Please note that there are *three* different types of screws used for top & bottom cover attachment, and front panel assembly.


Refer to the figure at the right for proper screw identification and below for location.

**Top Cover:** 4 x Oval-Head, 1 x Binding Head

**Bottom Cover:** 5 x Binding Head

**Front Panel:** 4 x Flat Head

## Removing Back-up Battery



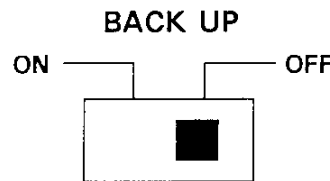
Slide battery inward, then pry up to eject

## Inserting Back-up Battery



Slide battery inward, then pry up to eject

## Battery BACK-UP switch



## Case Cover Screws



Binding-Head Screw  
M3 x 6B



Flat-Head Screw  
M3 x 6B



Oval-Head Screw  
M3 x 6B



# Front Panel Access Pilot Lamp Replacement

## Front Panel Access

- Lay the transceiver on the work surface with the forward end of the case extending slightly over the edge of the surface (photo 7).




Photo 7

- With the top and bottom covers removed, loosen the 2 forward screws, and remove the remaining 2 rear screws on the front panel assembly, as shown in photo 8.

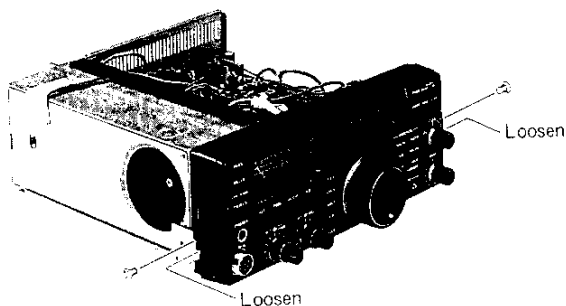


Photo 8

- Note the track cut-out (guide) for the two remaining (loosened) screws. Slide the front panel assembly forward slightly in the guide, then fold it gently down, to expose the rear of the front panel assembly wiring and components (photo 9).




Photo 9

## Pilot Light Replacement

- To replace the pilot lamp, gently pull the bulb from its silicone rubber mount as shown in photo 10. Trace the lamp leads to clamp connector J1031, located on the forward edge of the Main Unit PCB.


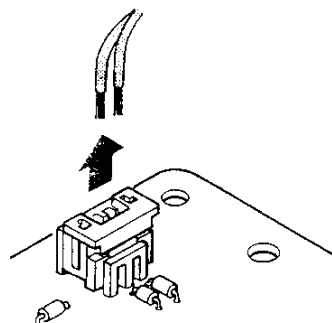


Photo 10

- Using your thumb and forefinger, grasp the outer ridges of the connector, and lift up the locking clamp. The pilot lamp leads can now be removed from the connector.



Connector J1031

- To insert the new lamp, simply install the leads into J1031, press the locking clamp shut, and insert the bulb gently into the mounting insert as before.

For Service Manuals Contact  
MAURITRON TECHNICAL SERVICES  
8 Cherry Tree Rd, Chinnor  
Oxon OX9 4QY  
Tel:- 01844-351694 Fax:- 01844-352554  
Email:- enquiries@mauritron.co.uk

For Service Manuals Contact  
MAURITRON TECHNICAL SERVICES  
8 Cherry Tree Rd, Chinnor  
Oxon OX9 4QY  
Tel:- 01844-351694 Fax:- 01844-352554  
Email:- enquires@mauritron.co.uk

The FT-840 is carefully designed to allow the knowledgeable operator to make nearly all adjustments required for various station conditions, modes and operator preferences simply from the controls on the front and rear panels, without opening the case of the transceiver. These adjustments, plus certain internal settings, are described in the *FT-840 Operating Manual*.

The following procedures cover the sometimes critical and tedious adjustments that are not normally required once the transceiver has left the factory. However, if damage occurs and some parts are subsequently replaced, realignment may be required. If a sudden problem occurs during normal operation, it is likely due to component failure; realignment should not be done until after the faulty component has been replaced.

We recommend that servicing be performed only by authorized Yaesu service technicians, experienced with the circuitry and fully equipped for repair and alignment. So if a fault is suspected, you should contact the selling dealer for instructions regarding repair. Authorized Yaesu service technicians have the latest modification information, and realign all circuits and make complete performance checks to ensure compliance with factory specifications after replacing faulty components.

Those who do undertake any of the following alignments are cautioned to proceed at their own risk. Problems caused by unauthorized attempts at realignment are not covered by the warranty policy. Also, Yaesu must reserve the right to change circuits and alignment procedures in the interest of improved performance, without notifying owners.

Under no circumstances should any alignment be attempted unless the normal function and operation of the transceiver are clearly understood, the cause of the malfunction has been clearly pinpointed and any faulty components replaced, and the need for realignment determined to be absolutely necessary.

The following test equipment (and thorough familiarity with its correct use) is necessary for complete realignment. Correction of problems caused by misalignment resulting from use of improper test equipment is not covered under the warranty policy. While most steps do not require all of the equipment listed, the interactions of some adjustments may require that more complex adjustments be performed afterwards. Do not attempt to perform only a single step unless it is clearly isolated electrically from all other steps. Rather, have all test equipment ready before beginning, and follow all of the steps in a section in the order they are presented.

- Digital DC Voltmeter (high-Z, >1 M $\Omega$ /V)
- RF Millivoltmeter
- AF Millivoltmeter
- RF Standard Signal Generator w/calibrated output and dB scale, 0 dB $\mu$  = 0.5  $\mu$ V
- AF Signal Generator with calibrated output
- Frequency Counter
- 50- $\Omega$  Dummy Load (150 – 250 watts)
- 16.6- $\Omega$  Dummy Load (>150 W)
- In-Line Wattmeter (150 – 250 W, 50- $\Omega$ )
- RF Attenuator (>150-W, 40-dB) or coupler

## *Alignment Preparation & Precautions*

A 50- $\Omega$  dummy load and inline wattmeter must be connected to the antenna jack in all procedures that call for transmission, except where specified otherwise. Correct alignment is not possible with an antenna.

Except where specified otherwise, the transceiver should be tuned to 14.200 MHz, USB mode, and these controls set as indicated:

- MOX & VOX** buttons OFF (■)
- AGC-F** button ON (—)
- ATT, PROC, AGC-F & NB** buttons OFF (■)
- SQL & RF PWR** fully ccw (minimum)

# Alignment

- AF as required, MIC fully cw (maximum)
- SHIFT to 12-o'clock

After completing one step, read the following step to determine whether the same test equipment will be required. If not, remove the test equipment (except dummy load and wattmeter, if connected) before proceeding.

Correct alignment requires that the ambient temperature be the same as that of the transceiver and test equipment, and that this temperature be held constant between 20 and 30 °C (68 ~ 86 °F). If the transceiver is brought into the shop from hot or cold air it should be allowed some time for thermal equalization with the environment before alignment.

Alignments must only be made with oscillator shields and circuit boards firmly affixed in place. Only one extender board should be installed at a time for access to the board being aligned. Also, the test equipment must be thoroughly warmed up before beginning.

*Note: Signal levels in dB referred to in alignment are based on 0 dBμ = 0.5 μV.*

## Local Unit

Refer to the Local Unit Alignment Diagram on page 3-7. To prevent PLL unlock from interfering with the Local Unit alignment process, connect TP2004 to ground. *Remember to disconnect TP2004 when finished with alignment!*

## Reference Oscillator

- Connect the frequency counter to JP2001, and the RF millivoltmeter to TP2005.
- If the counter frequency differs by more than 3 Hz from 5.242880 MHz, adjust the TCXO-4 trimmer (if the TCXO is installed) or TC2701.
- Confirm a level of at least 900 mV on the RF millivoltmeter.

## DDS 1 Check

- Tune the transceiver to 7.045.1 MHz, and select LSB mode.
- Connect the RF millivoltmeter to Q2036, pin 2, and confirm the RF millivoltmeter indicates at least 110 mV.

## DDS 2 Check

- Tune the transceiver to 7.045.1 MHz, and select LSB mode.
- Connect the RF millivoltmeter to Q2044, pin 2, and confirm an indication of at least 65 mV.

## PLL BPF

- Connect the RF millivoltmeter to TP2001.
- Tune the transceiver to 7.005.66 MHz, and select LSB mode.
- Adjust T2001 ~ T2003 alternately several times for peak indicated RF voltage (at least 190 mV.)

## Carrier Level Adjust & Frequency Check

- Connect RF millivoltmeter to TP2015.
- Alternately adjust T2004 and T2005 several times for peak indicated RF voltage ( at least 320 mV).
- Replace the RF millivoltmeter with a frequency counter.
- Select the indicated mode and frequency, according to table below, then set the MIC & RF PWR controls fully ccw (min.) and press the MOX button to transmit.

Frequency	Mode
8.213.50 MHz	LSB
8.216.50 MHz	USB
8.215.80 MHz	CW
8.215.80 MHz	AM

- Confirm the carrier frequency is within ± 20 Hz of the displayed counter frequency.

## PLL Main Loop VCO

- Connect the DC voltmeter to TP2013, then adjust and check the VCO voltage according to the table 1 shown at the top of the next page:
- Tune the transceiver to 30.000.0 MHz, USB mode, connect the RF voltmeter to Q2048 pin 13, and confirm an level of more than 60 mV.

## 1st L.O. Output Level Check

- Connect the RF millivoltmeter to TP2014.
- Tune the transceiver to 30.000.0 MHz, and select USB mode. Confirm a level of at least 640 mV.

Tune to:	Adjust:	for indicated voltage of :
30.000.0 MHz	L2027	8.0 V $\pm$ 0.1 V
21.500.0 MHz	confirm 1.0 ~ 2.0 V	
21.499.9 MHz	L2019	8.0 V $\pm$ 0.1 V
14.500.0 MHz	confirm 1.0 ~ 2.0 V	
14.499.9 MHz	L2017	8.0 V $\pm$ 0.1 V
7.500.0 MHz	confirm 1.0 ~ 2.0 V	
7.499.9 MHz	L2011	8.0 V $\pm$ 0.1 V
0.100.0 MHz	confirm 1.0 ~ 2.0 V	

Table 1. VCO Voltage Alignment

## Receiver Circuits

Refer to the Main Unit Alignment Diagram on page 3-8 for location of components.

### IF Interstage Transformers (I)

#### (coarse alignment - Rx Carrier Balance)

- Connect the RF signal generator to the **ANT** jack, and an AF millivoltmeter with speaker to the **EXT SP** jack.
- Set VR1003 & **IF SHIFT** to 12 o'clock position, then set VR1002, VR1004 and VR1007 fully cw. Inject a +100 dB $\mu$  signal at 14.200.0 MHz, then adjust T1001~T1008 & T1010~T1012 in succession several times for peak indication on the millivoltmeter.
- Reduce the SG output level for an S-meter indication of S-3 ~ S-5, then adjust VR1006 for peak AF output or max. S-meter indication.

### IF Interstage Alignment

- Inject a +80 dB $\mu$  signal at 14.200.0 MHz. Connect the AF millivoltmeter across an 4~8- $\Omega$  load to the **EXT SP** jack on the rear panel.
- Preset VR1004 fully clockwise, and adjust T1001 ~ T1008 and T1010 ~ T1012 in succession several times for peak AF output or S-meter indication (adjust SG level as necessary to keep meter approximately mid-scale).

### 1st Mixer Balance

- Preset VR1003 fully clockwise, then, in LSB mode, tune to the internal heterodyne around 15.310 MHz, and adjust VR1003 alternately several times for a null in AF output.

### S-Meter Full Scale

- Inject a +100 dB $\mu$  signal at 14.200.0 MHz, next adjust VR1002 on the Main Unit so the meter deflects to the **S9 +60 dB** marker on the S-meter scale.

### IF Gain

- Inject a +8 dB $\mu$  signal at 14.200.0 MHz to the antenna jack and adjust VR1004 for an S-1 meter deflection.

### Squelch Threshold

- In the USB mode, with no signal at the antenna jack, set the **SQL** control to the 10-o'clock position, and adjust VR1005 so that the squelch just closes.

### NB

- Inject a +20 dB $\mu$  signal at 14.200.0 MHz, then connect a DC voltmeter to TP1001.
- Press the **NB** button, then adjust T1022 and T1023 alternately several time for minimum indication on the voltmeter.

## Transmitter

Connect the 50- $\Omega$  dummy load to the antenna jack for all procedures. Refer to the Main Unit Alignment Diagram on page 3-8 for location of components.

### PA Unit Idling Current

- Adjust the **RF PWR** and **MIC** controls fully ccw (min.).
- Connect a DC Ammeter to TP5001(-) and TP5002(+), and select USB mode.
- Key the transceiver and adjust VR5001 for 400 mA  $\pm$  50 mA.

### ALC Meter Zero Set

- Select the ALC meter function, then preset the **RF PWR** control fully cw (max.), and the **MIC** & VR1010 controls fully ccw (min).
- Select USB mode, key the transmitter, and with no modulation, adjust VR1013 to the point where the ALC meter just begins to deflect.

For Service Manuals Contact  
**MAURITRON TECHNICAL SERVICES**  
 8 Cherry Tree Rd, Chinnor  
 Oxon OX9 4QY  
 Tel: 01844-351694 Fax: 01844-352554  
 Email: enquiries@mauritron.co.uk

# Alignment

## Transmitter IF Interstage Transformers (II)

- Connect an in-line wattmeter and 50- $\Omega$  RF dummy load to the **ANT** jack.
- Set the **RF PWR** and **VR1010** fully cw (max.). Tune to 14.200.0 MHz, key the transceiver and adjust **T1016 ~ T1021** several times for peak indication on the wattmeter (approx. 100 W).

## CM Coupler Balance

- With the 50- $\Omega$  dummy load connected to the antenna jack, tune the transceiver to 14.200.0 MHz, and select the **CW** mode. Connect the DC voltmeter between pins 2 (–) and 3 (+) of **J1022**, key the transmitter and adjust **TC4001** on the LPF Unit for *minimum* indication on the DC voltmeter.

## RF Power Output Adjust

- With the in-line wattmeter and dummy load still connected, set the **RF PWR** control fully cw (max.) and **VR1010** fully ccw (min.).
- Select **CW** mode and tune to 14.2000 MHz. Key the transmitter and adjust **VR1010** for 100 W  $\pm$  5 W as indicated on the in-line wattmeter.

## 50W RF Power Output Adjust

- Set switch **S1001** to the 50 W position, then set the **RF PWR** control fully clockwise (max.).
- Select **CW** mode and tune to 14.2000 MHz. Key the transmitter and adjust **VR1016** for 50 W  $\pm$  2.5 W as indicated on the in-line wattmeter.

## Ext. Antenna Tuner RF Power Adjust

- Turn the transceiver off, then jumper **TP1002** to chassis ground.
- Set switch **S1001** to the “100 W” position, then set the **RF PWR** control fully cw (max.), and tune to 14.200.0 MHz, **CW** mode.
- Turn the transceiver on, key the transmitter and adjust **VR1011** for 10 Watts. Turn the transceiver off, and remove the jumper from **TP1002**.

## TX IF Gain

- Connect an AF signal generator and AF millivoltmeter to the **MIC** jack, and inject a 0.5 mV signal at 1 kHz.
- Set the **RF PWR** and **MIC** controls fully cw (max.), tune to 14.200.0 MHz, **USB** mode.
- Key the transmitter and adjust **VR1007** so that the meter (set to **ALC**), just begins to deflect

(increase AF SG level to 1 mV rms, if necessary, to permit deflection).

## ALC Meter Sensitivity

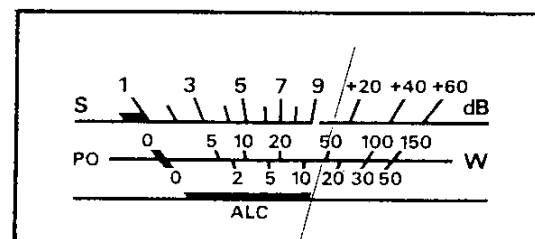
- The *S-Meter Full Scale Adjustment* must be done before this procedure.
- With the transceiver tuned to 14.200.0 MHz, **USB** mode, inject 3-mV at 1 kHz from the AF generator to the microphone jack (pin 8).
- Key the transmitter, and adjust the **MIC** control so the meter, set to **ALC**, just begins to deflect.
- Increase the injection level to 7.5 mV, and adjust **VR1014** so that the meter deflects to the top edge of the **ALC** zone.

## PO Meter Calibration

- With the in-line wattmeter and dummy load connected to the antenna jack, tune to 14.200 MHz, **CW** mode, and press the **PO** meter selector button.
- Key the transmitter and adjust the **RF PWR** control for 100 watts on the in-line wattmeter. Then adjust **VR1019** so the **PO** meter also indicates 100 watts.

## Reverse ALC (SWR Turndown)

- Connect the inline wattmeter and a 16.6- $\Omega$  dummy load (or three 50- $\Omega$  loads in parallel) to the antenna jack, and set the **RF PWR** control fully clockwise (max.).
- With the transceiver set to the **CW** mode on 14.200.0 MHz, key the transmitter and adjust **VR1017** for 40 watts on the wattmeter.



S-Meter Reverse PO Indication

## SSB Modulator Balance

- With the transceiver tuned to 14.200.0 MHz, USB mode, connect a 50- $\Omega$  dummy load to the antenna jack, and RF millivoltmeter to J1005.
- Set the **MIC** control fully ccw (min.), **RF PWR** control fully cw (max.). Key the transmitter, and adjust **VR1008** for minimum indication on the RF millivoltmeter.

## AM Output Adjust

- Tune the transceiver to 14.200.0 MHz, AM mode, and connect the wattmeter and 50- $\Omega$  dummy load to the antenna jack.
- Set the **RF PWR** control fully cw (max.) and the **MIC** control fully ccw (min.). Next key the transmitter and (with no modulation) adjust **VR1020** for 25 watts on the wattmeter.

## Side-Tone & Beep Level

- Connect a AF millivoltmeter across a 4- $\Omega$  resistor or speaker connected to the **EXT-SPKR** jack.
- Connect the CW key to the **KEY** jack, adjust the **RF PWR** control fully ccw (min.), then key the transceiver.
- Adjust **VR2001** on the Local Unit for 150 mV  $\pm$  20 mV.

## Speech Processor Check

- Set **VR1012** to the 12 o'clock position, the **MIC** gain to the 10 o'clock position and the **RF PWR** control fully clockwise (max.). Inject a 1-kHz

signal from the AF generator to the microphone jack (pin 8).

- With the wattmeter and dummy load connected to the antenna jack, tune to 14.200.0 MHz, USB mode, key the transmitter and adjust the **SG** level for an ALC meter indication of S-3.
- Press the **PROC** button, and confirm an ALC meter indication of S-5 or more.

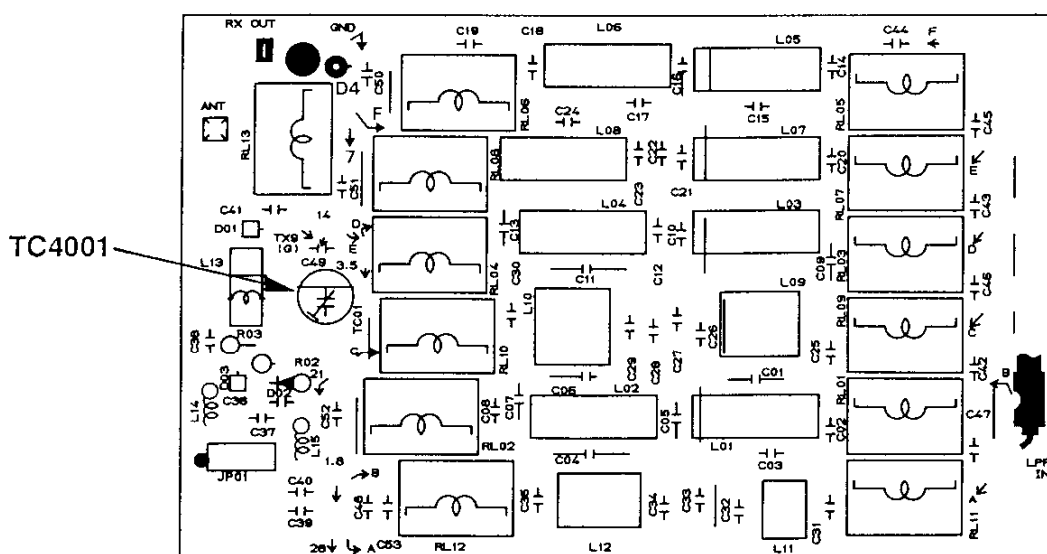
## CW Semi-Beak-in Delay Time

- Adjust **VR1015** to the 12 o'clock position, then set the **RF PWR** control fully ccw (min.), and select CW mode.
- Repeatedly key and un-key the transmitter, adjusting **VR1015** for a delay time of approximately 1 second following key-release.

## Transmitter Carrier Point

### (LSB)

- Temporarily jumper **TP2003** to chassis ground, then connect the AF signal generator to the **MIC** jack, and adjust the output level for 3 mV.
- Select USB mode, turn the transceiver off, then press and hold the **SSB & FM** buttons together while turning the transceiver on again (this places the transceiver in the carrier-point setting mode, next select LSB mode for the first carrier point adjustment step).
- (a) Set the **MIC** control to the 12 o'clock position and **RF PWR** control fully cw (max.).
- (b) Key the transmitter, and adjust the AF **SG** level to where the ALC meter indication deflects no further.



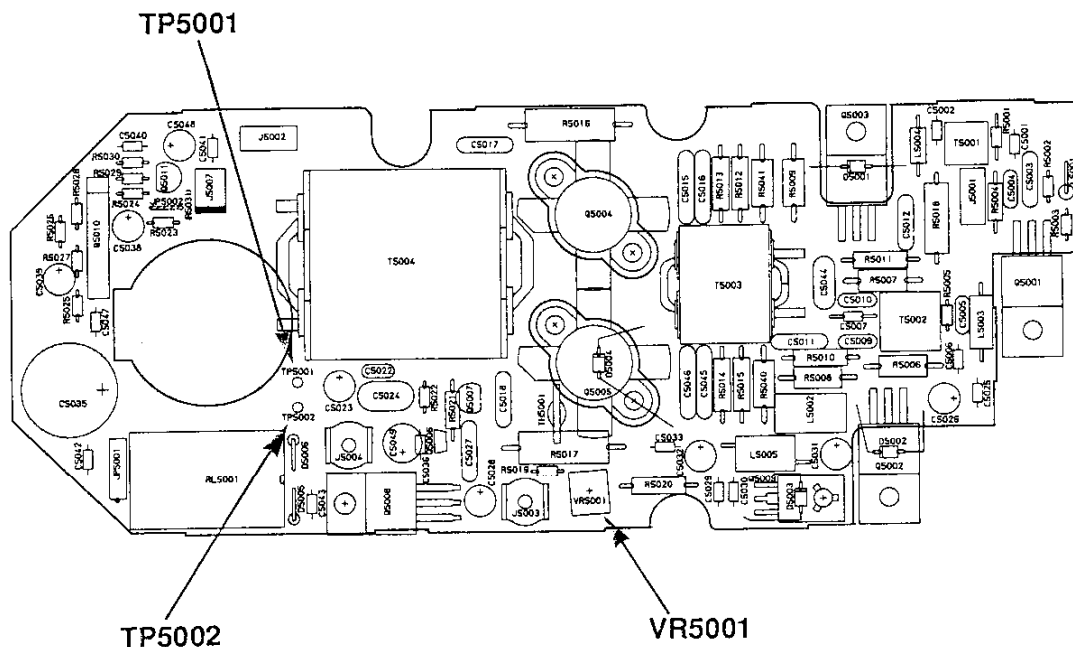
LPF Unit Alignment Diagram

# Alignment

- (c) Adjust the MIC control for 80 W output as indicated on the in-line wattmeter, then adjust the SG frequency to 300 Hz, and rotate the main tuning knob until a reading of 20 W is obtained.
- Unkey the transmitter, then press the **FAST & SSB** button together at the same time, confirm that carrier point adjustment has switched to USB by LCD indication (“**USB**”).

## (USB)

- Repeat steps (a) ~ (c) to adjust the USB carrier point, then press the SSB to save the settings and return the display to normal.
- Turn the transceiver off and *remove the jumper from TP2003 to chassis ground!*



Downloaded by   
Amateur Radio Directory   
  
[www.hamdirectory.info](http://www.hamdirectory.info)

PA Unit Alignment Diagram

For Service Manuals Contact  
MAURITRON TECHNICAL SERVICES  
8 Cherry Tree Rd, Chinnor  
Oxon OX9 4QY  
Tel: 01844-351694 Fax: 01844-352554  
Email: enquiries@mauritron.co.uk



For Service Manuals Contact  
**MAURITRON TECHNICAL SERVICES**  
 8 Cherry Tree Rd, Chinnor  
 Oxon OX9 4QY  
 Tel: 01844-351694 Fax: 01844-352554  
 Email: enquiries@mauritron.co.uk

Q2048 pin 13  
 PLL Main Loop VCO  
 RF millivoltmeter (> 60 mV)

VR2001  
 Side-Tone & Beep Level

TP2013  
 PLL Main Loop VCO:  
 DC voltmeter

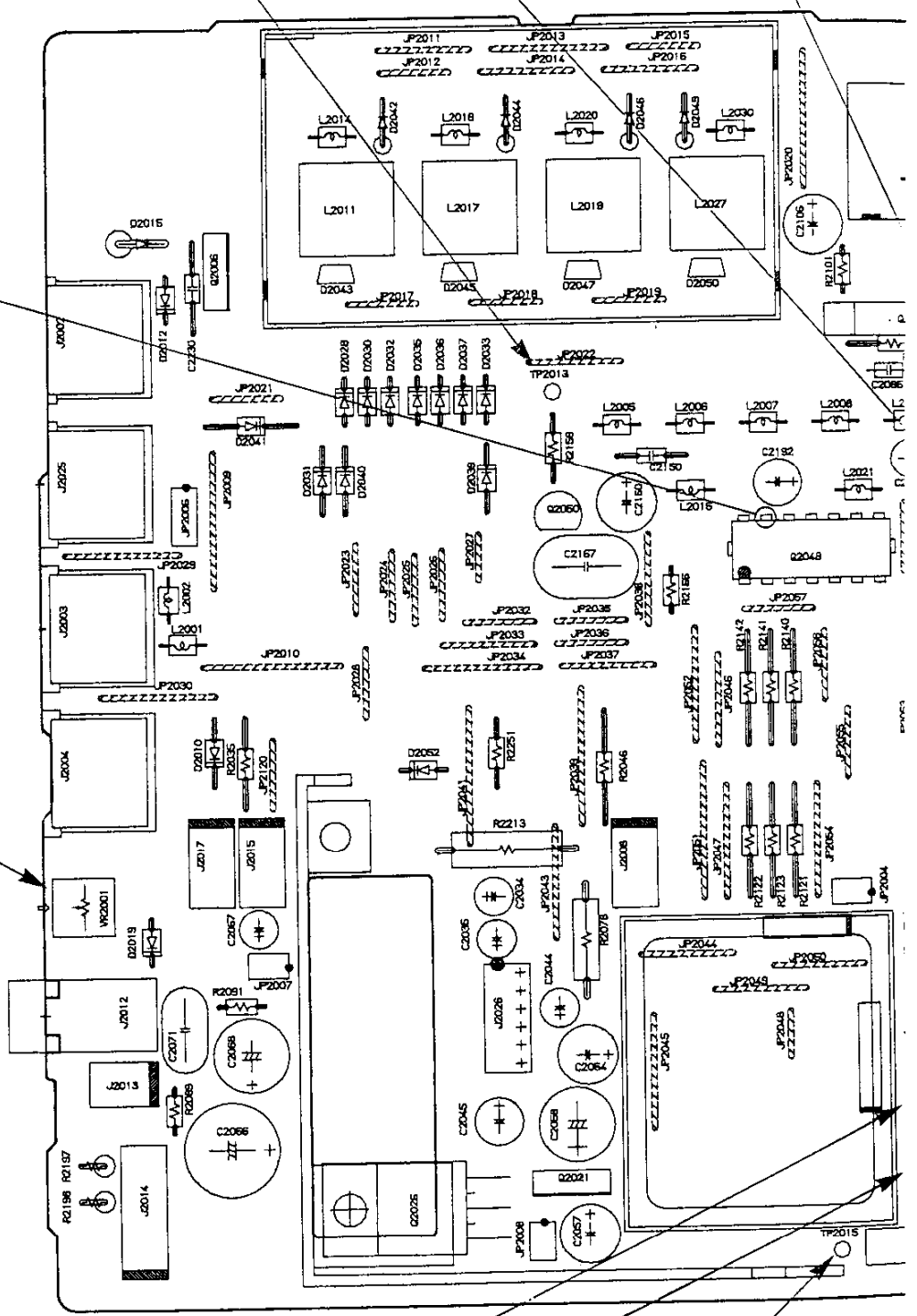
TP2004  
 Ground this post  
 while aligning the  
 Local Unit

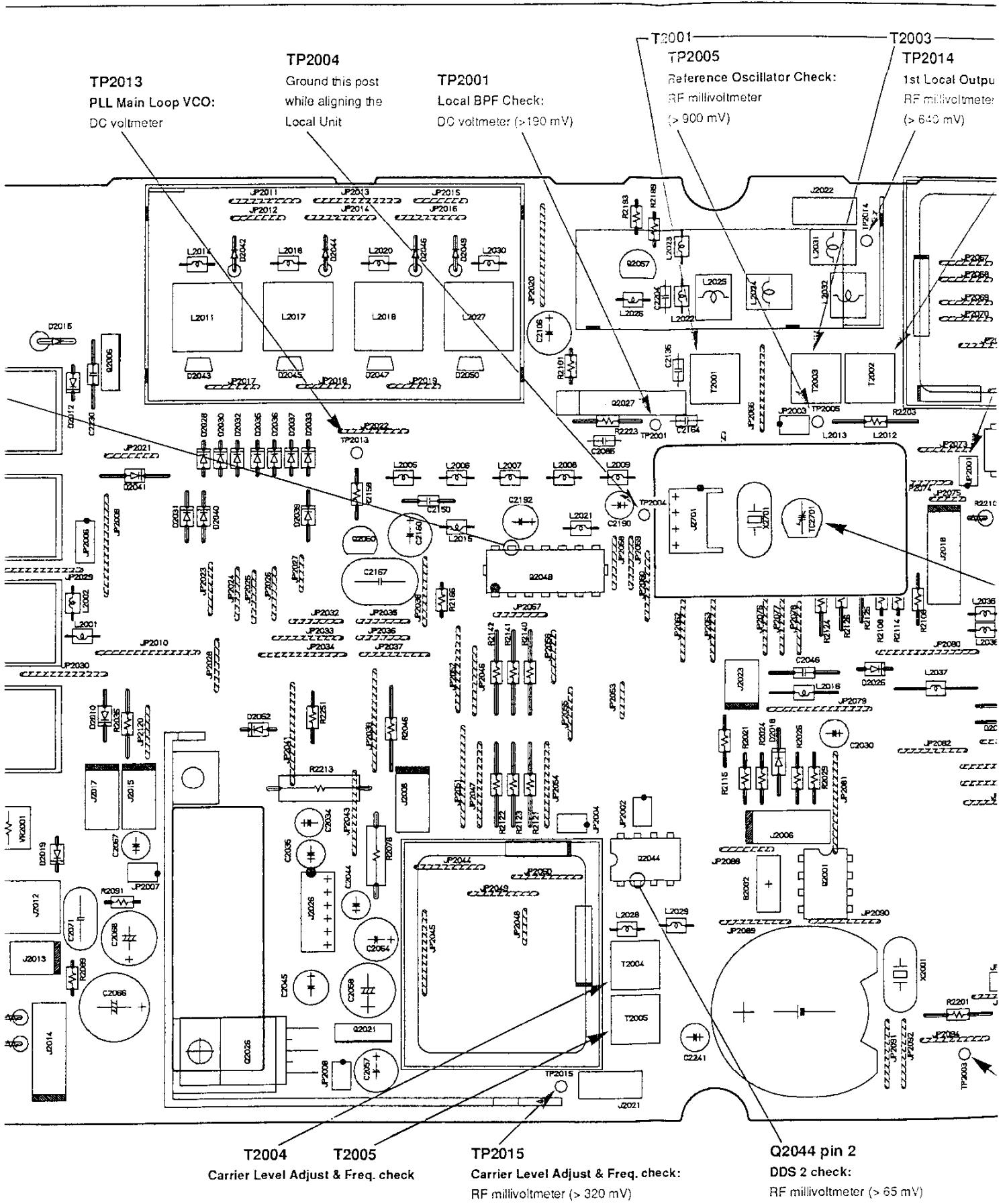
TP2001  
 Local BPF Check:  
 DC voltmeter (>190 mV)

T2004 T2005  
 Carrier Level Adjust & Freq. check

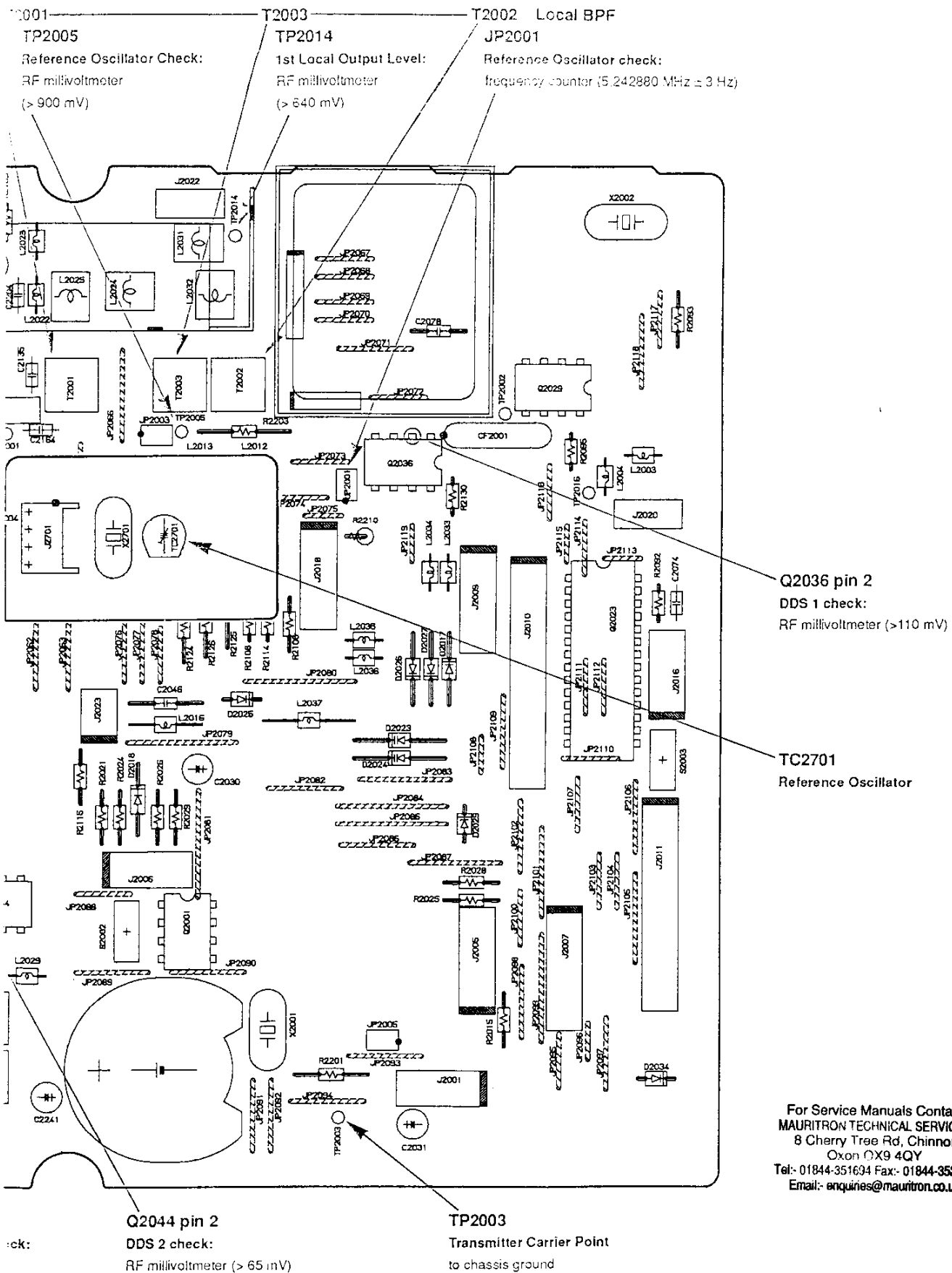
TP2015  
 Carrier Level Adjust &  
 RF millivoltmeter (> 320

Local Unit





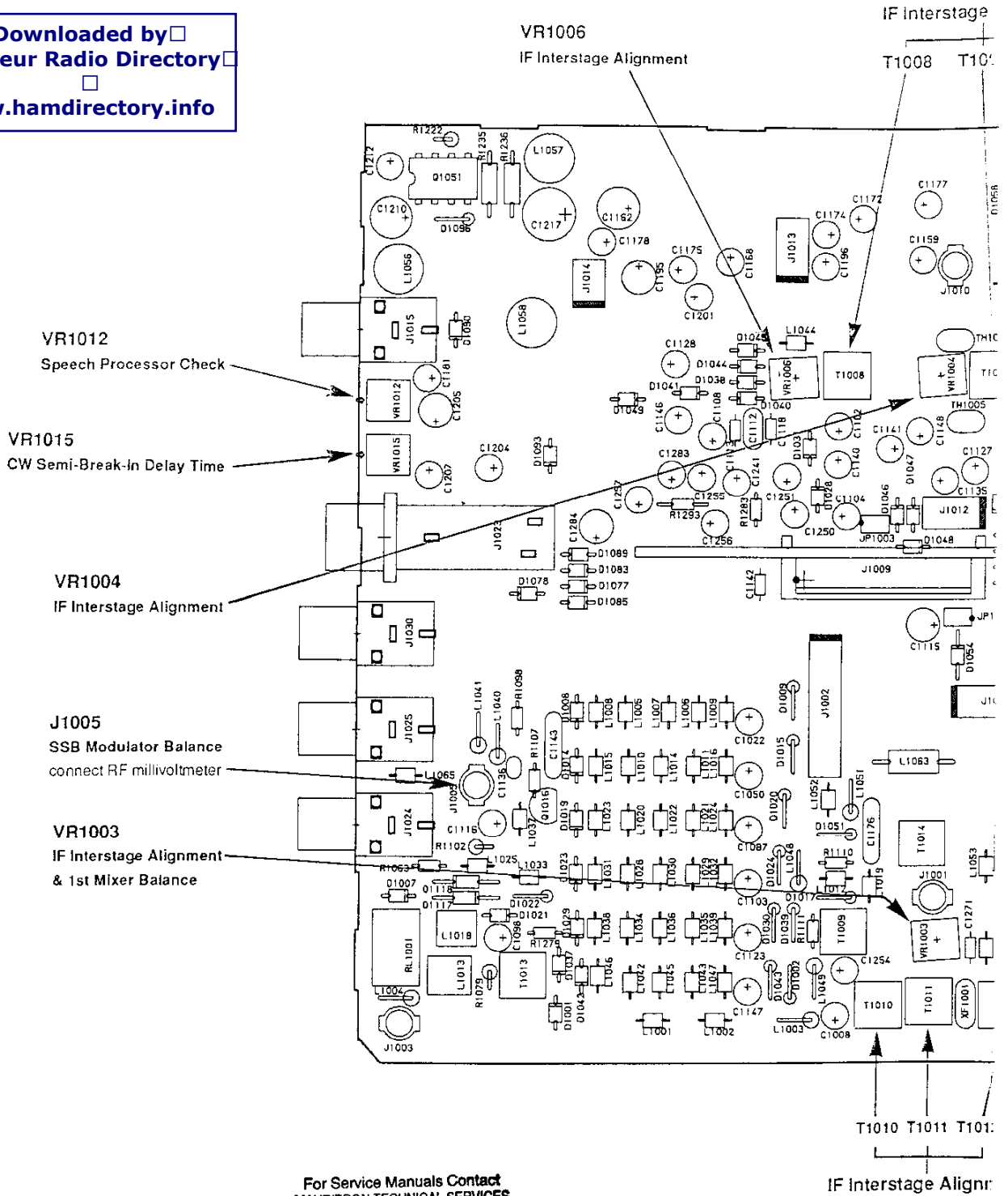
**Local Unit Alignment Diagram**



For Service Manuals Contact  
**MAURITRON TECHNICAL SERVICES**  
 8 Cherry Tree Rd, Chinnor  
 Oxon OX9 4QY  
 Tel: 01844-351634 Fax: 01844-352554  
 Email: enquiries@maurtron.co.uk

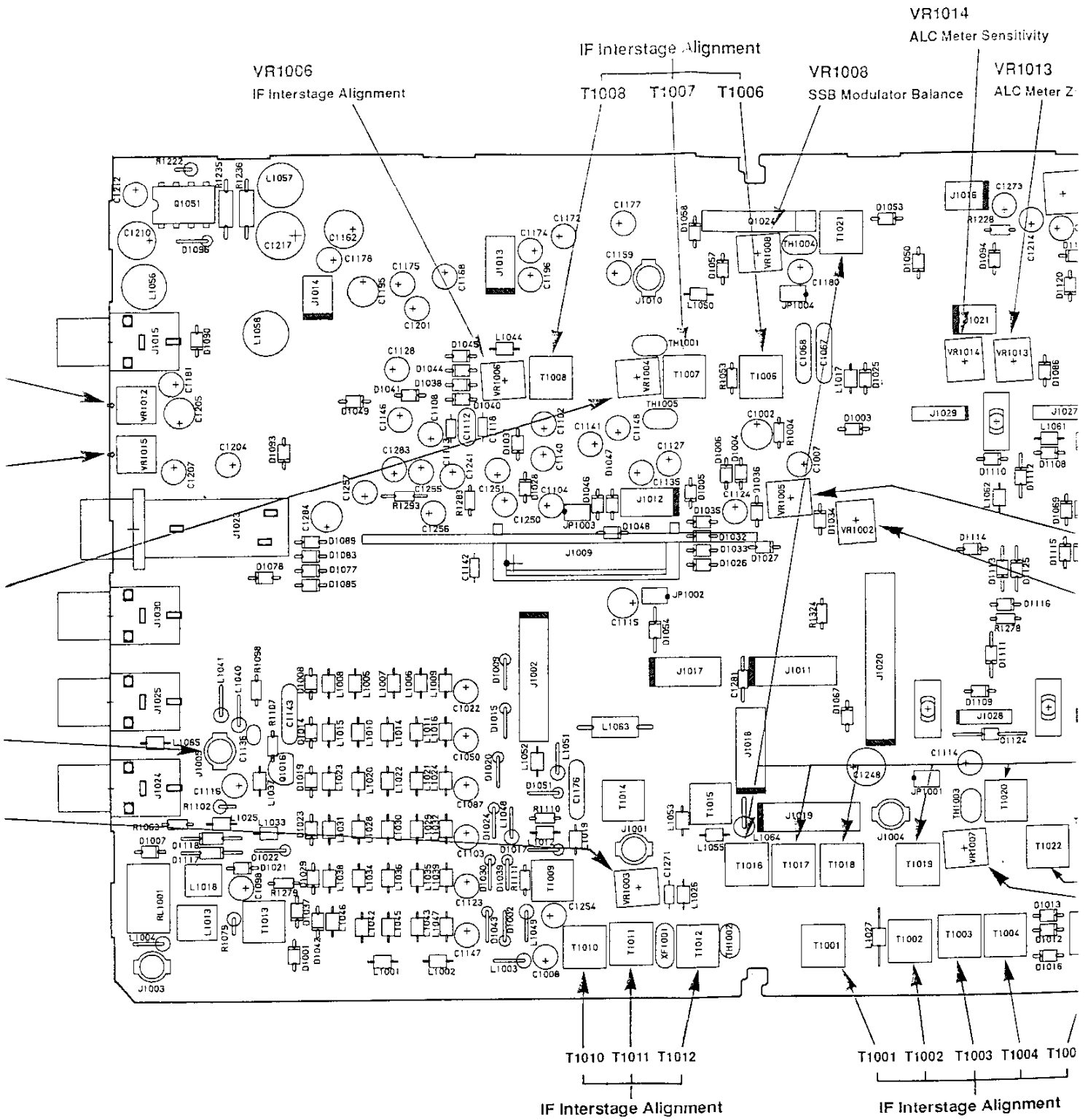
# Alignment

Downloaded by   
 Amateur Radio Directory   
  
[www.hamdirectory.info](http://www.hamdirectory.info)

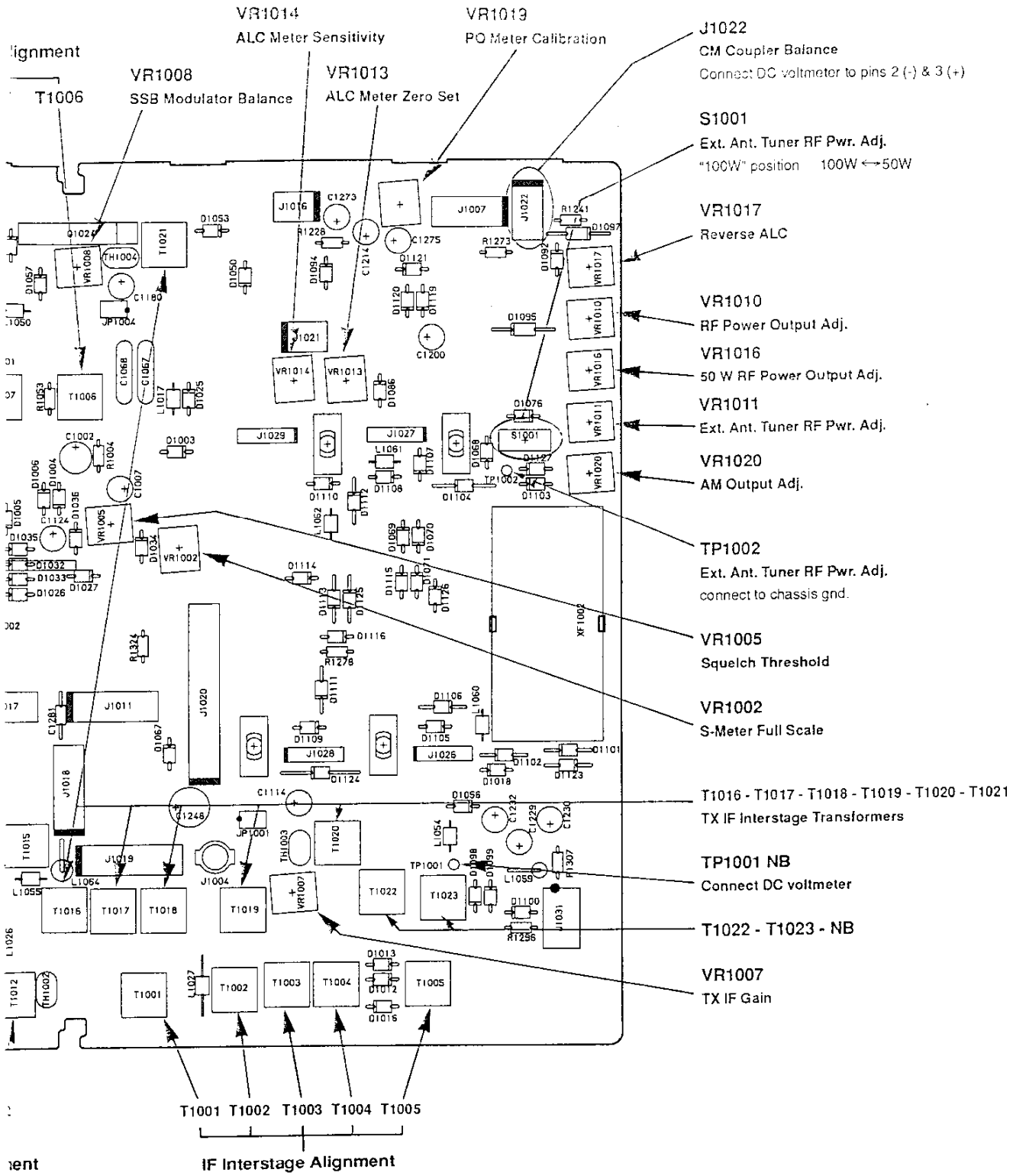


For Service Manuals Contact  
**MAURITRON TECHNICAL SERVICES**  
 8 Cherry Tree Rd, Chinnor  
 Oxon OX9 4QY  
 Tel: 01844-351694 Fax: 01844-352554  
 Email: enquiries@mauritron.co.uk

Main Unit Alignm

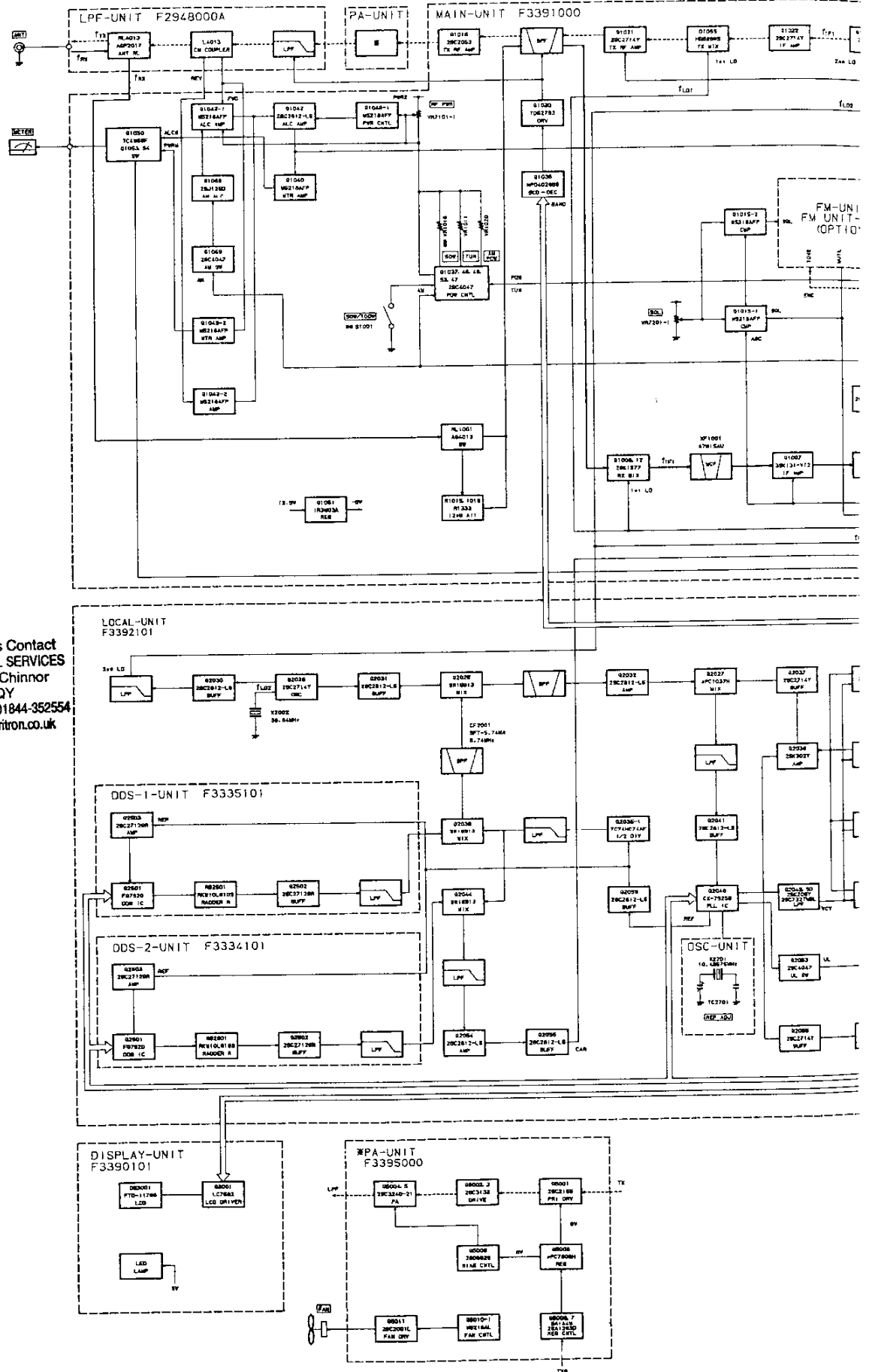


**Main Unit Alignment Diagram**

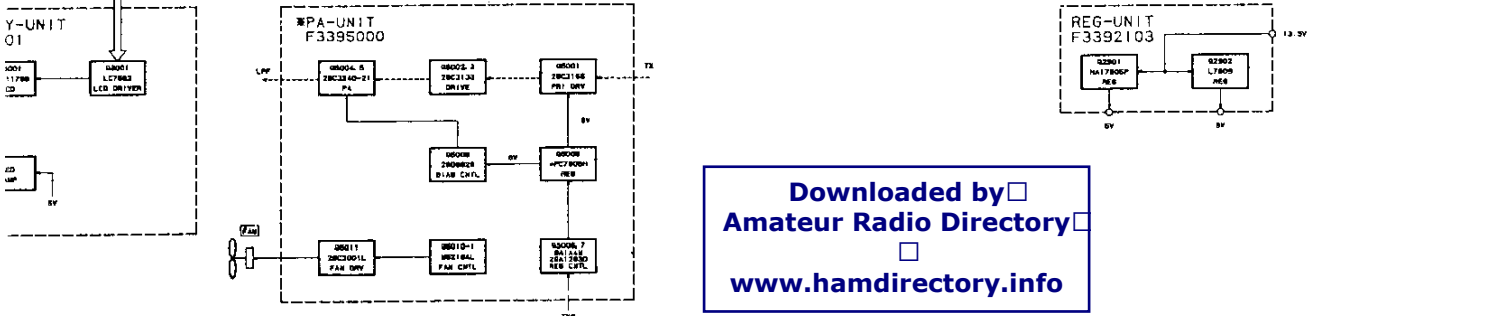
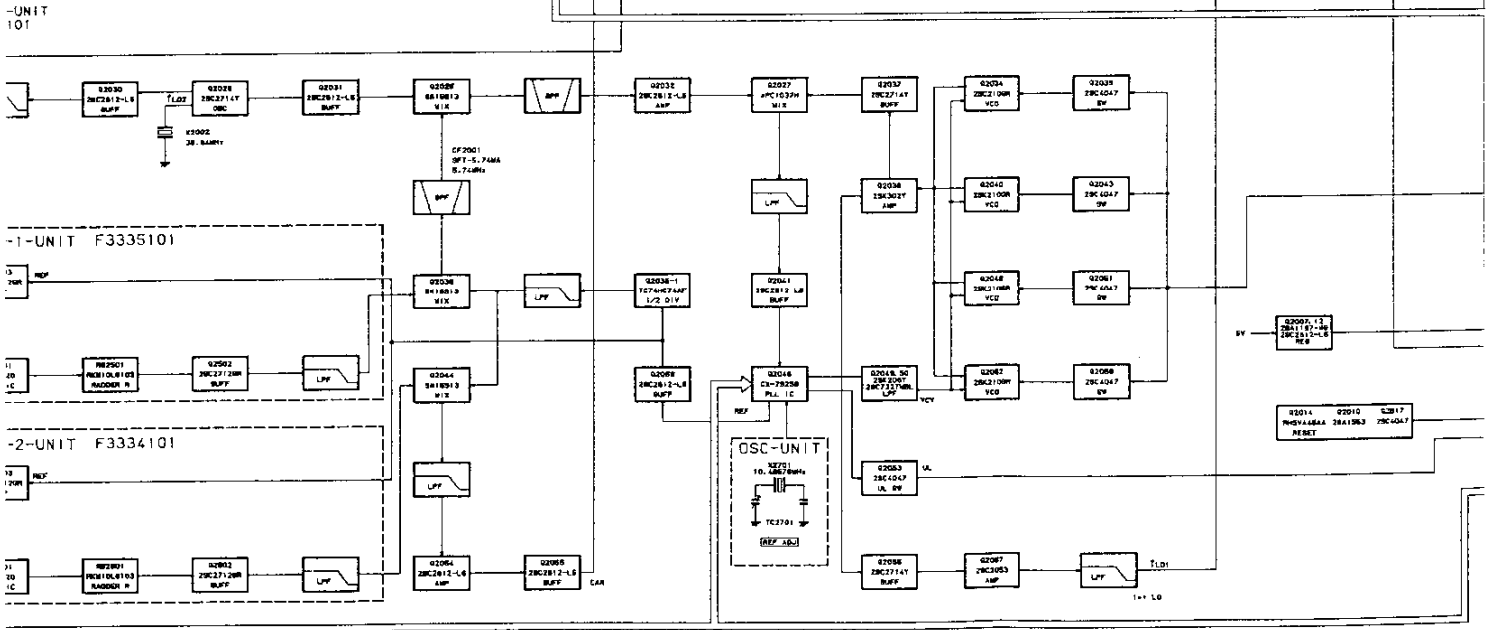
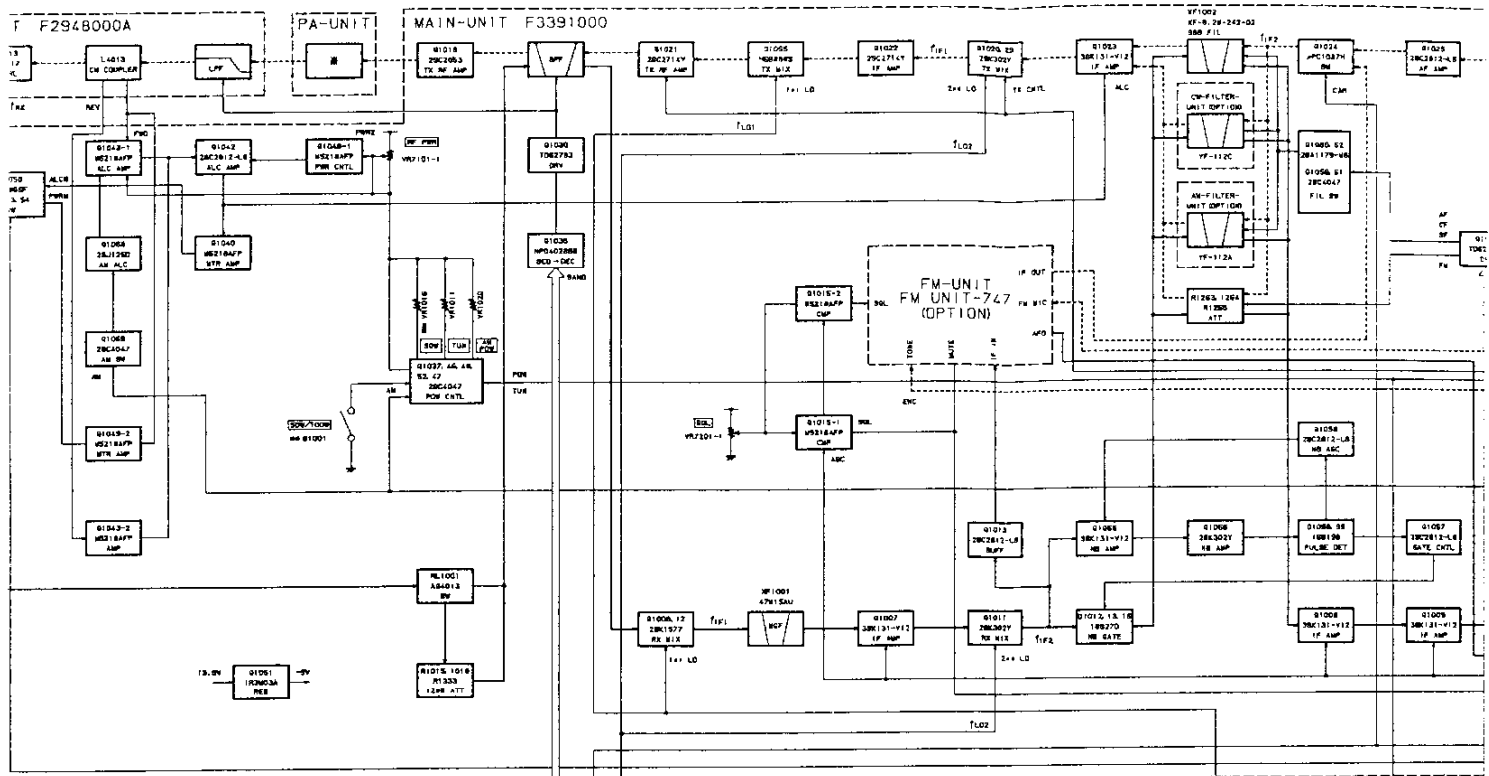


Alignment Diagram

For Service Manuals Contact  
**MAURITRON TECHNICAL SERVICES**  
 8 Cherry Tree Rd, Chinnor  
 Oxon OX9 4QY  
 Tel: 01844-351694 Fax: 01844-352554  
 Email: enquiries@mauritron.co.uk



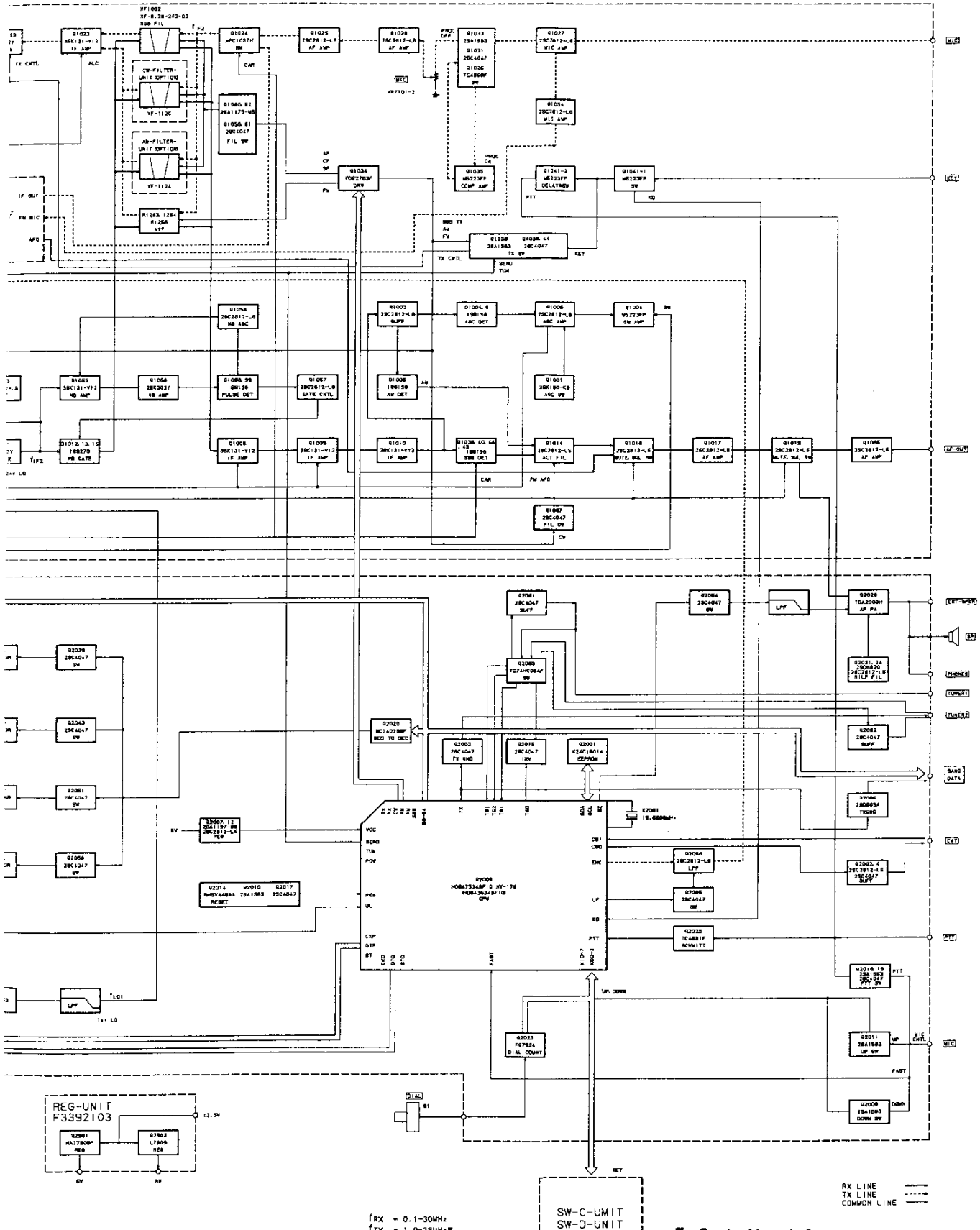
For Service Manuals Contact  
**MAURITRON TECHNICAL SERVICES**  
 8 Cherry Tree Rd, Chinnor  
 Oxon OX9 4QY  
 Tel: 01844-351694 Fax: 01844-352554  
 Email: enquiries@mauritron.co.uk



Downloaded by  Amateur Radio Directory   
  
[www.hamdirectory.info](http://www.hamdirectory.info)



# Block Diagram



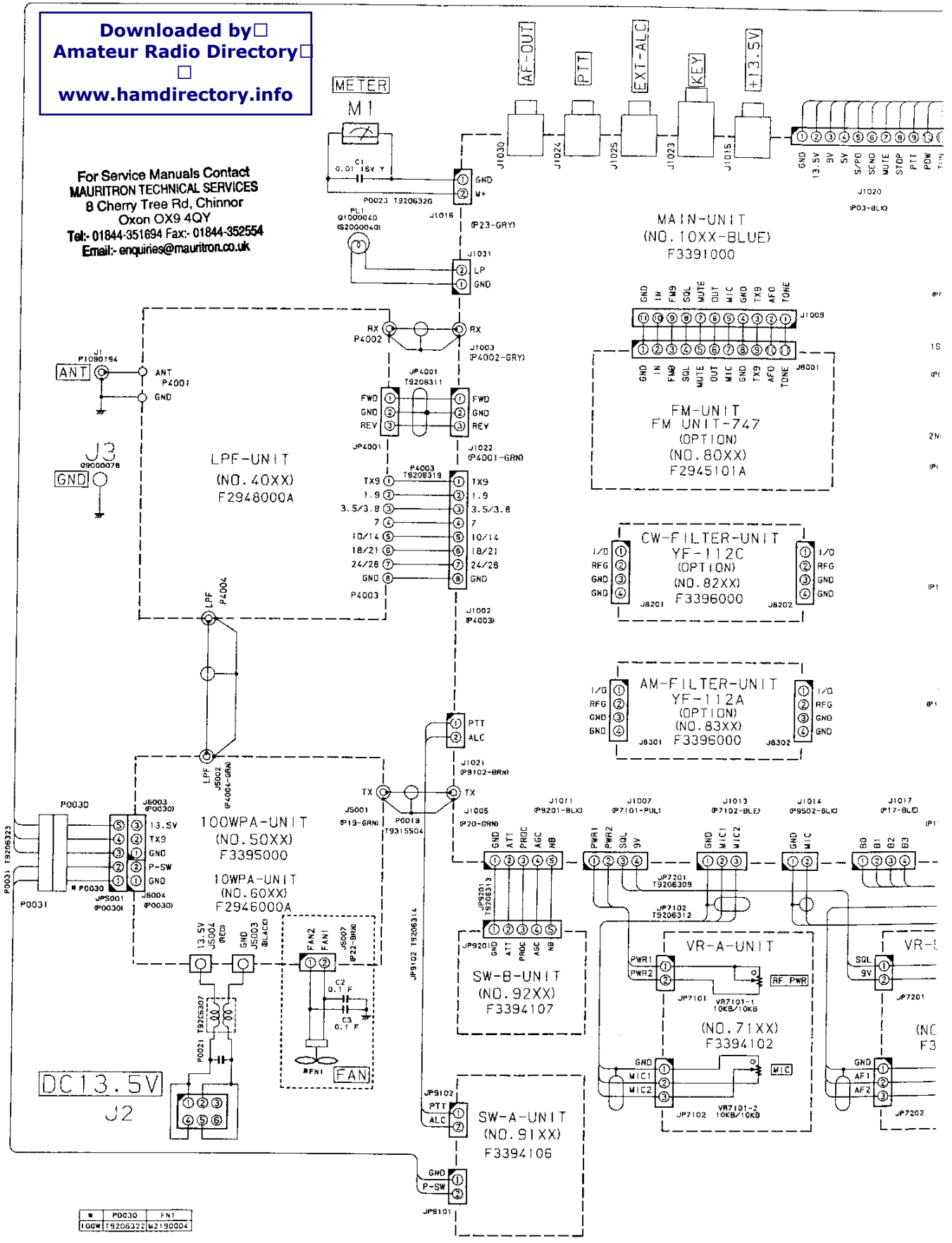
fRX = 0.1-30MHz  
 fTX = 1.9-28MHz  
 fF1 = 47.05MHz  
 fLO1 = fRX + fF1  
 fF2 = 8.215MHz  
 fLO2 = fF1 - fF2  
 fF3 = 455kHz  
 fLO3 = fF2 + fF3

For Service Manuals Contact  
**MAURITRON TECHNICAL SERVICES**  
 8 Cherry Tree Rd, Chinnor  
 Oxon OX9 4QY  
 Tel: 01844-351694 Fax: 01844-352554  
 Email: enquires@mauritron.co.uk

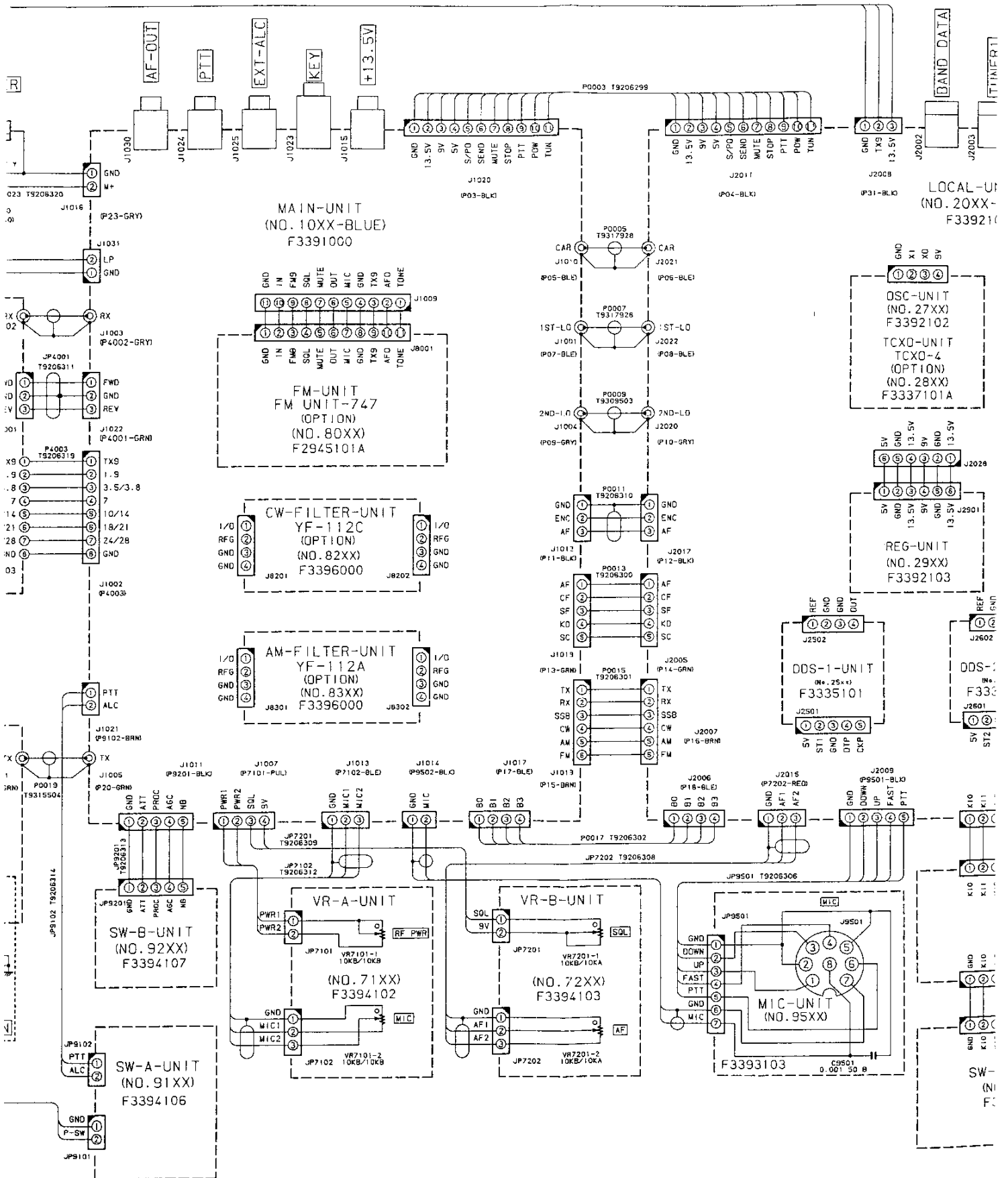
# Interconnection Diagram

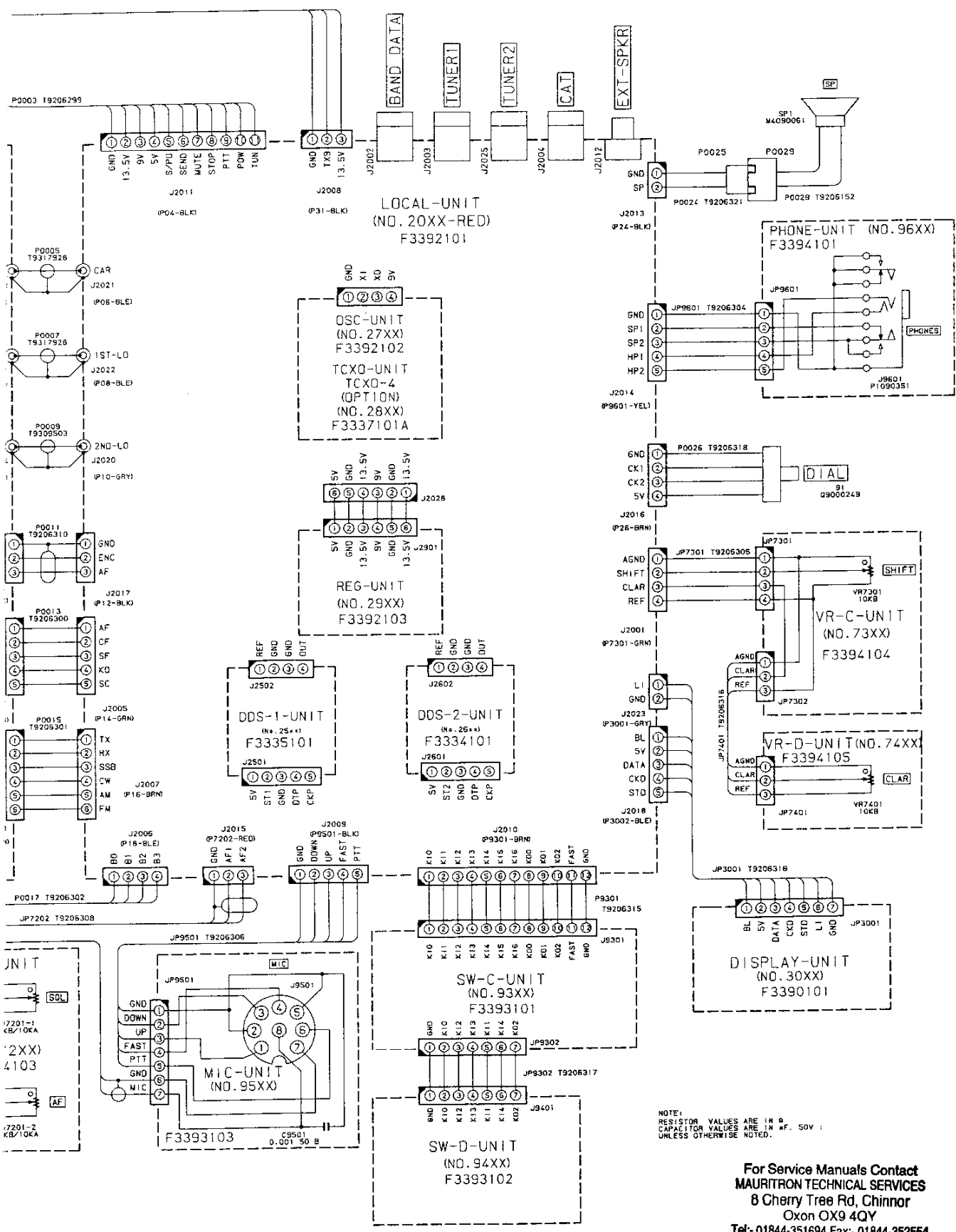
Downloaded by  Amateur Radio Directory   
[www.hamdirectory.info](http://www.hamdirectory.info)

For Service Manuals Contact  
**MAURITRON TECHNICAL SERVICES**  
 8 Cherry Tree Rd, Chinnor  
 Oxon OX9 4QY  
 Tel:- 01844-351694 Fax:- 01844-352554  
 Email:- enquiries@mauritron.co.uk



■	P0030	FN1
■	100W T9206322	W2190004

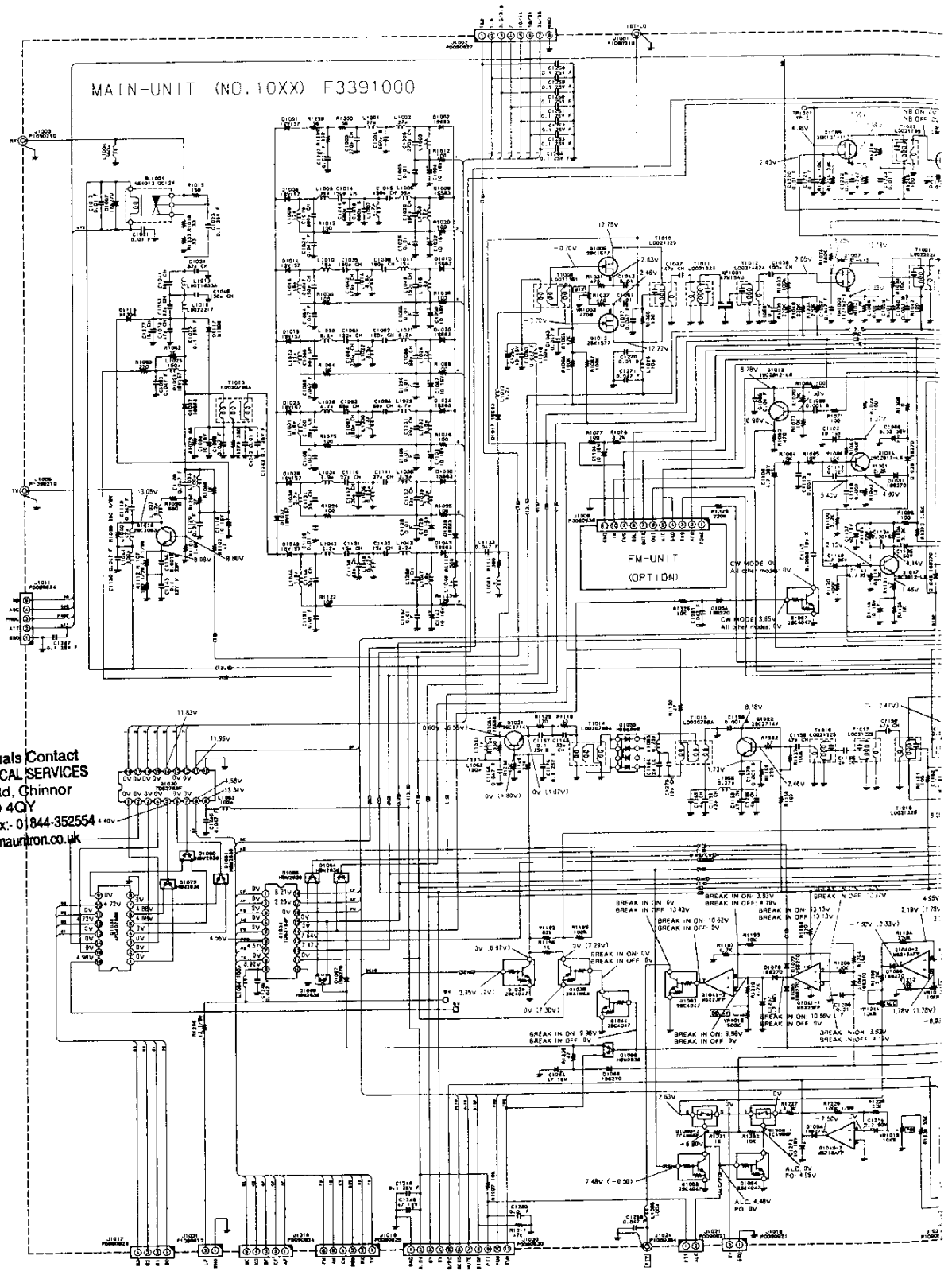




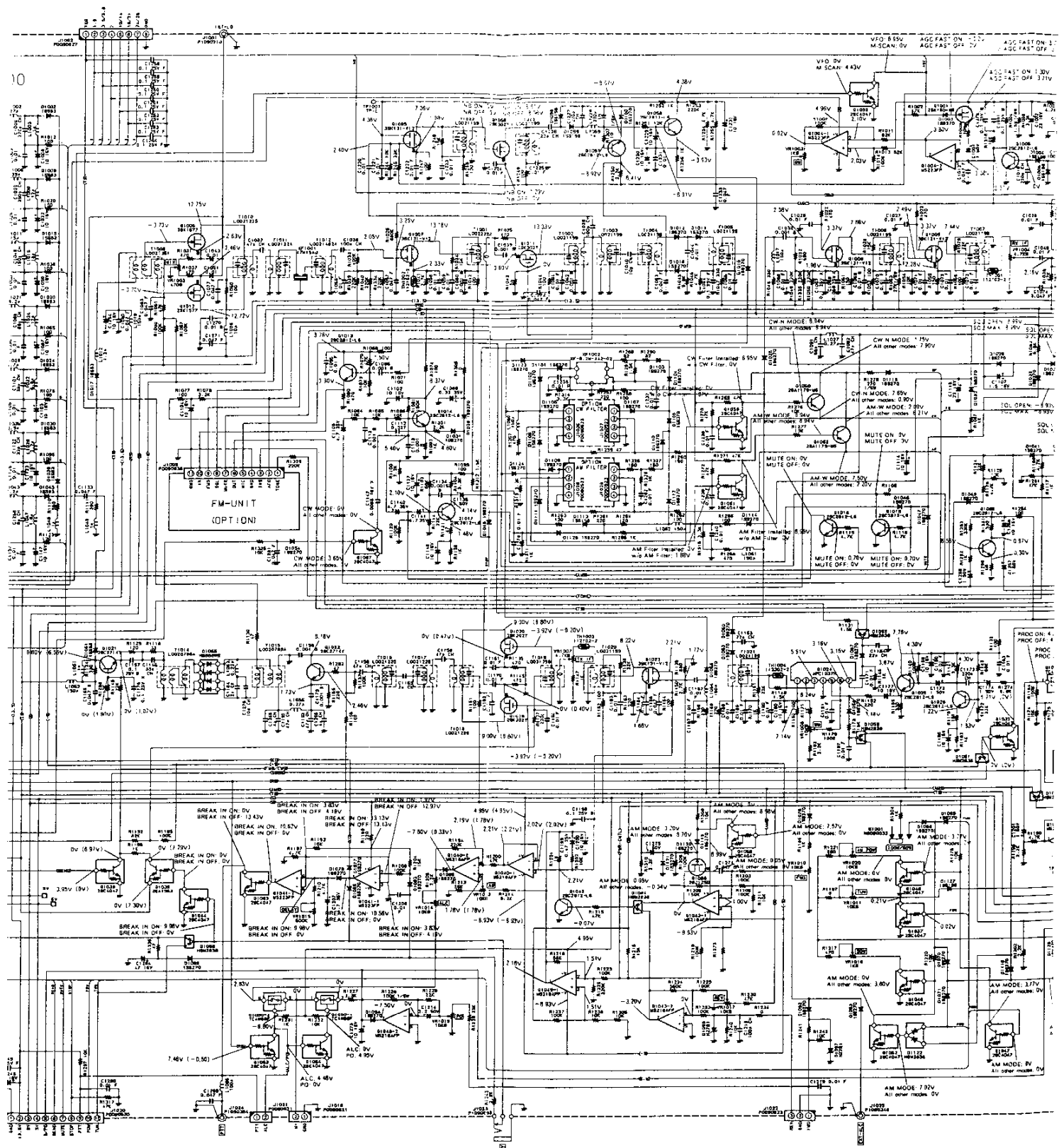
NOTE:  
RESISTOR VALUES ARE IN Ω  
CAPACITORS FOR VALUES ARE IN μF. 50V;  
UNLESS OTHERWISE NOTED.

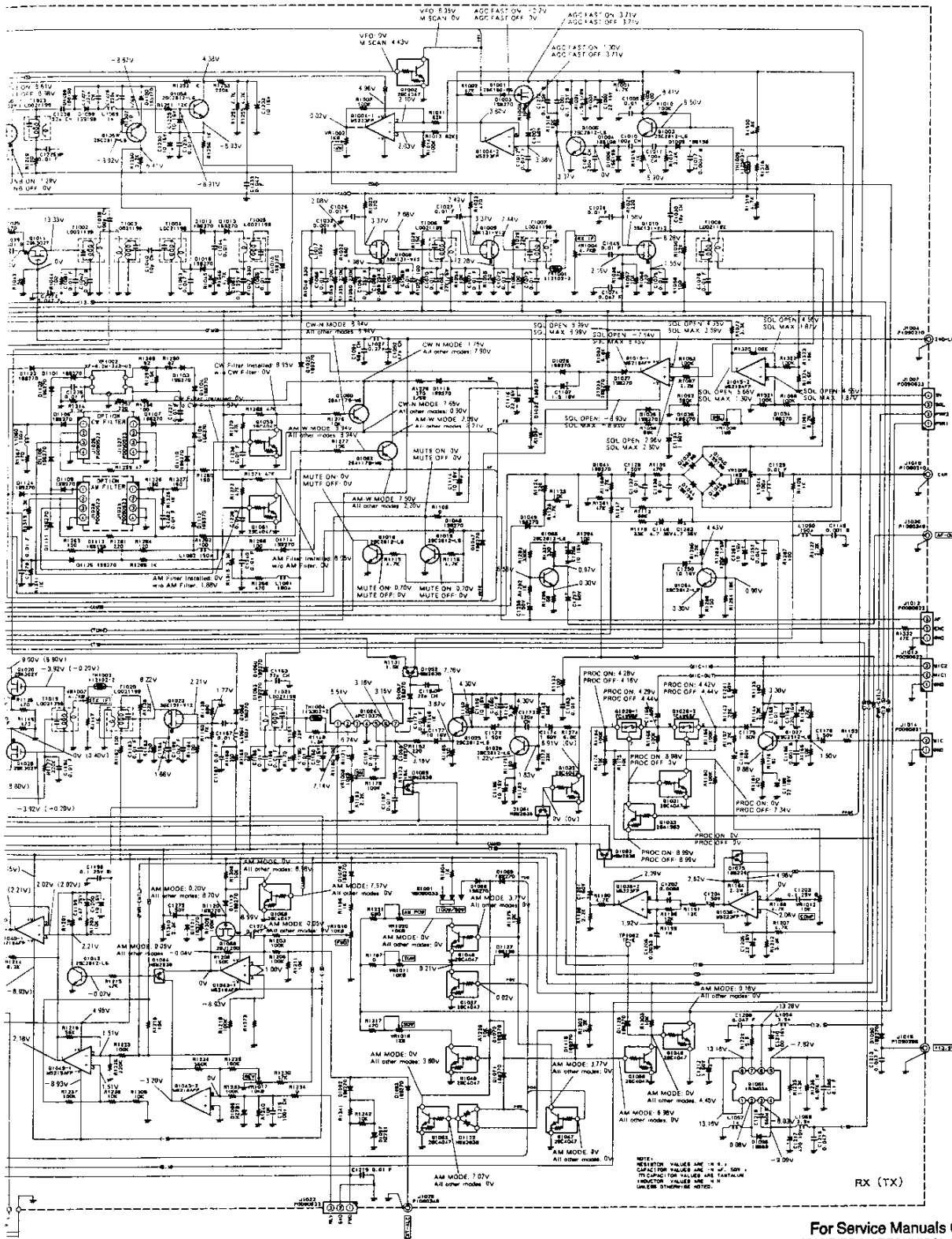
For Service Manuals Contact  
MAURITRON TECHNICAL SERVICES  
8 Cherry Tree Rd, Chinnor  
Oxon OX9 4QY  
Tel:- 01844-351694 Fax:- 01844-352554  
Email:- enquiries@mauritron.co.uk

# Circuit Diagram



For Service Manuals Contact  
**MAURITRON TECHNICAL SERVICES**  
 8 Cherry Tree Rd, Chinnor  
 Oxon OX9 4QY  
 Tel: 01844-351694 Fax: 01844-352554  
 Email: [enquiries@mauritron.co.uk](mailto:enquiries@mauritron.co.uk)

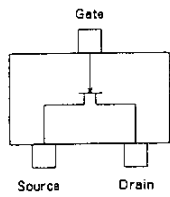




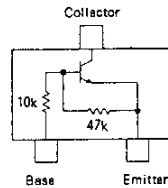
For Service Manuals Contact  
**MAURITRON TECHNICAL SERVICES**  
 8 Cherry Tree Rd, Chinnor  
 Oxon OX9 4QY  
 Tel: 01844-351694 Fax: 01844-352554  
 Email: enquires@mauritron.co.uk

# Parts Layout

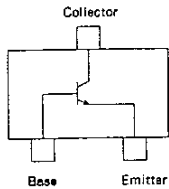
For Service Manuals Contact  
**MAURITRON TECHNICAL SERVICES**  
 8 Cherry Tree Rd, Chinnor  
 Oxon OX9 4QY  
 Tel: 01844-351694 Fax: 01844-352554  
 Email: enquiries@mauritron.co.uk



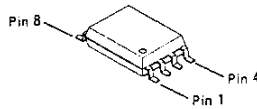
2SK160 (K6)  
 (Q1001)  
 2SK1577 (P1)  
 (Q1006,1012)



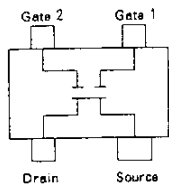
2SC4047 (ZY)  
 (Q1002,1031,1032,  
 1037,1038,1044,  
 1045,1046,1047,  
 1048,1052,1053,  
 1054,1059,1061,  
 1063,1066,1067,  
 1069)



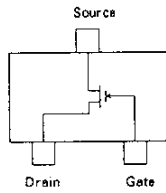
2SC2812 (L6)  
 (Q1003,1005,1013,  
 1014,1017,1018,  
 1019,1025,1027,  
 1028,1042,1057,  
 1058,1064,1065)  
 2SC2714Y (JY)  
 (Q1021,1022)



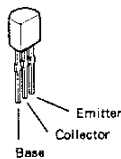
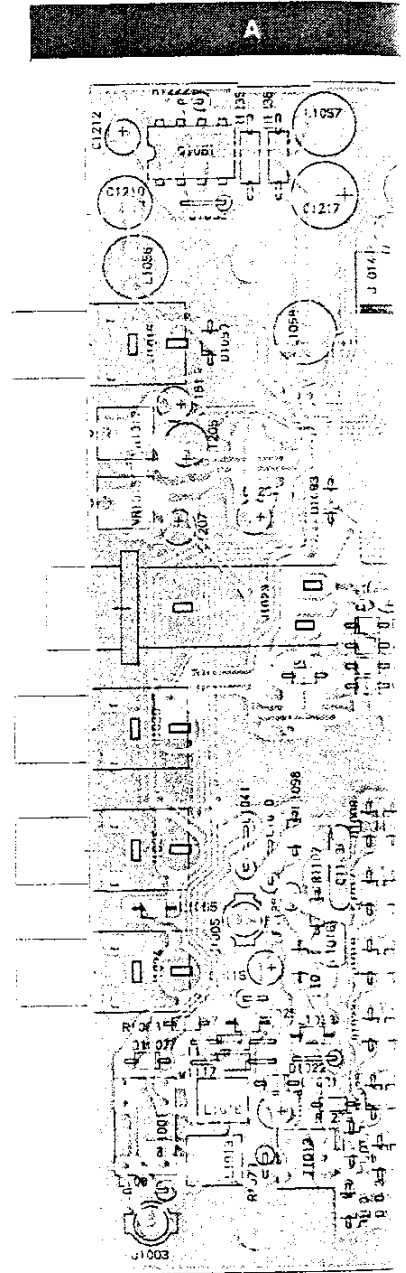
M5223FP  
 (Q1004,1035,1041)  
 M5218AFP  
 (Q1015,1040,1043,1049)



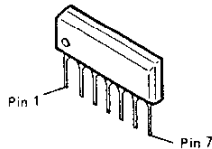
3SK131 (V12)  
 (Q1007,1008,1009,1010,  
 1023,1055)



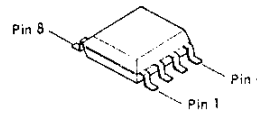
2SK302Y (TY)  
 (Q1011,1020,1029,1056)



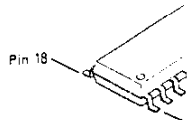
2SC2053  
 (Q1016)



μPC1037H  
 (Q1024)

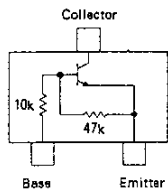


TC4W66F  
 (Q1026,1050)

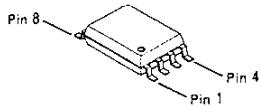


TD62783  
 (Q1030)

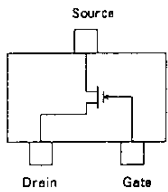




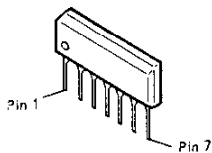
2N3904 (ZY)  
 (Q1002, 1031, 1032,  
 1037, 1038, 1044,  
 1045, 1046, 1047,  
 1048, 1052, 1053,  
 1054, 1059, 1061,  
 1063, 1066, 1067,  
 1069)



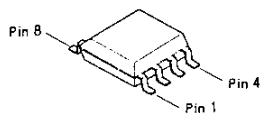
M5223FP  
 (Q1004, 1035, 1041)  
 M5218AFP  
 (Q1015, 1040, 1043, 1049)



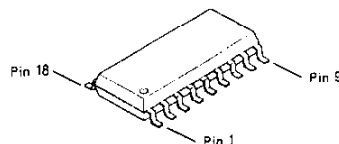
2SK302Y (TY)  
 (Q1011, 1020, 1029, 1056)



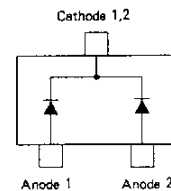
μPC1037H  
 (Q1024)



TC4W66F  
 (Q1026, 1050)



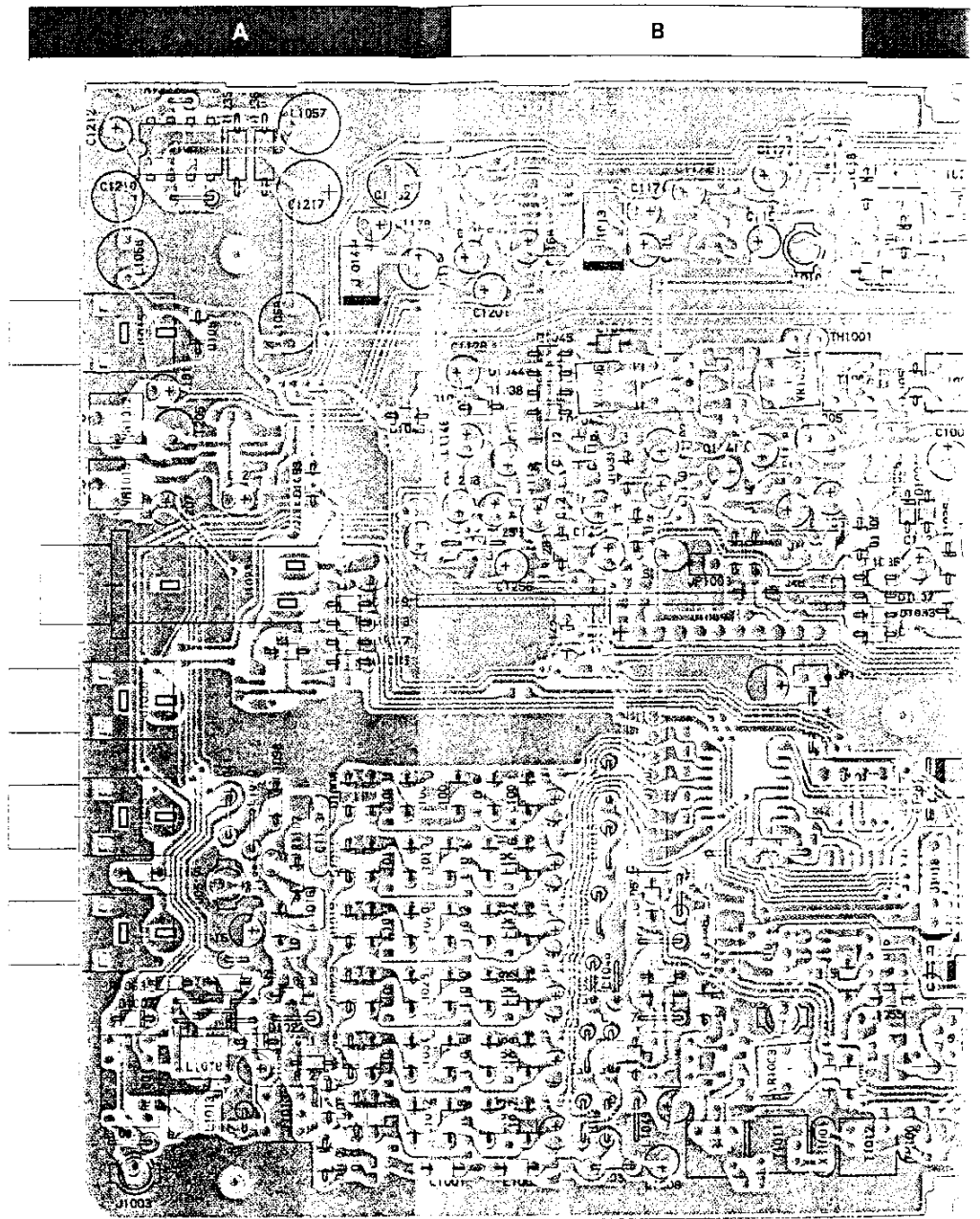
TD62783F  
 (Q1030, 1034)




HSM2838 (A6)  
 (D1052, 1059, 1061,  
 1062, 1064, 1065,  
 1066, 1079, 1080,  
 1081, 1084, 1088,  
 1122)



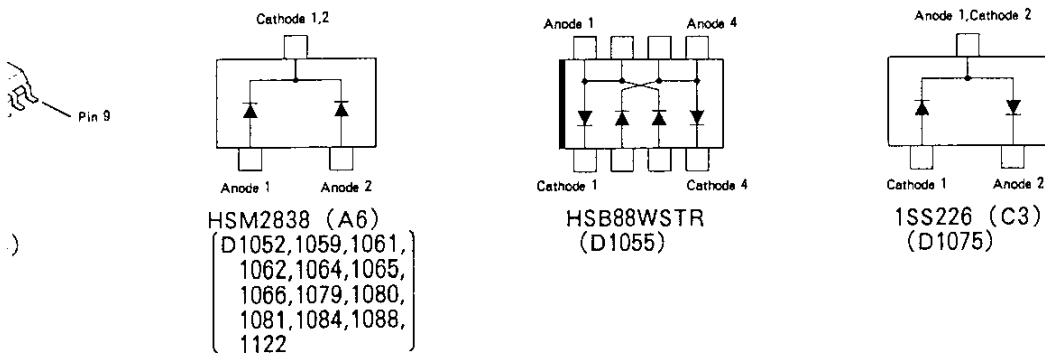
H



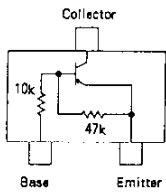
Obverse View of Comp



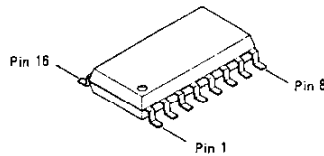
Obverse View of Component Side



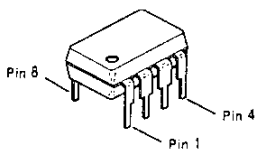
For Service Manuals Contact  
**MAURITRON TECHNICAL SERVICES**  
 8 Cherry Tree Rd, Chinnor  
 Oxon OX9 4QY  
 Tel:- 01844-351694 Fax:- 01844-352554  
 Email:- enquiries@mauritron.co.uk



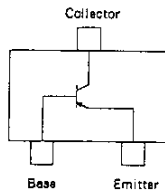
2SA1563 (RL)  
(Q1033,1039)



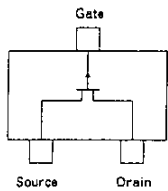
μPD4028BG  
(Q1036)



IR3M03A  
(Q1051)

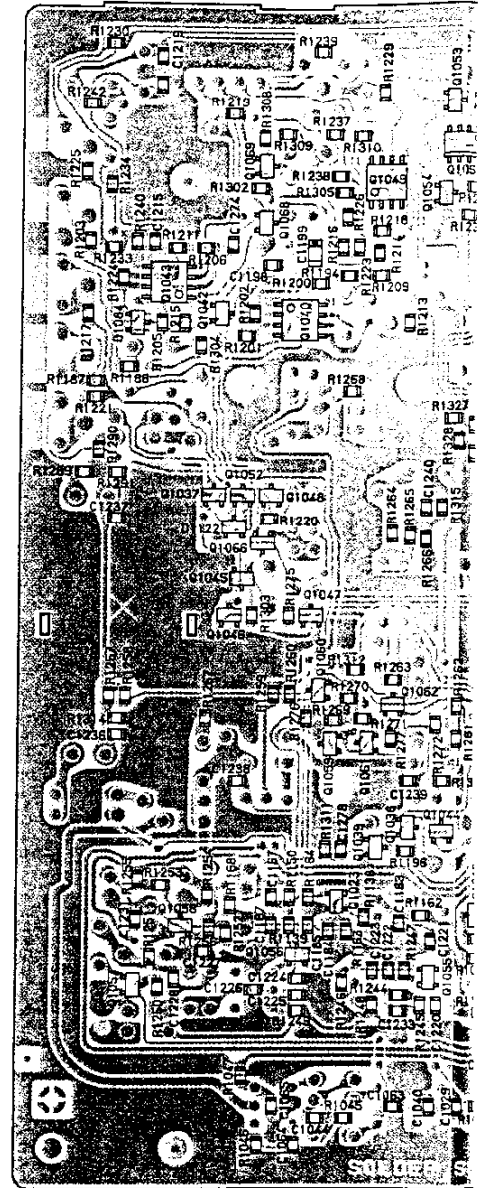


2SA1179 (M6)  
(Q1060,1062)

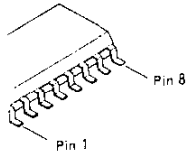


2SJ125D (JD)  
(Q1068)

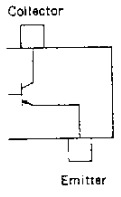
Downloaded by   
Amateur Radio Directory   
  
[www.hamdirectory.info](http://www.hamdirectory.info)



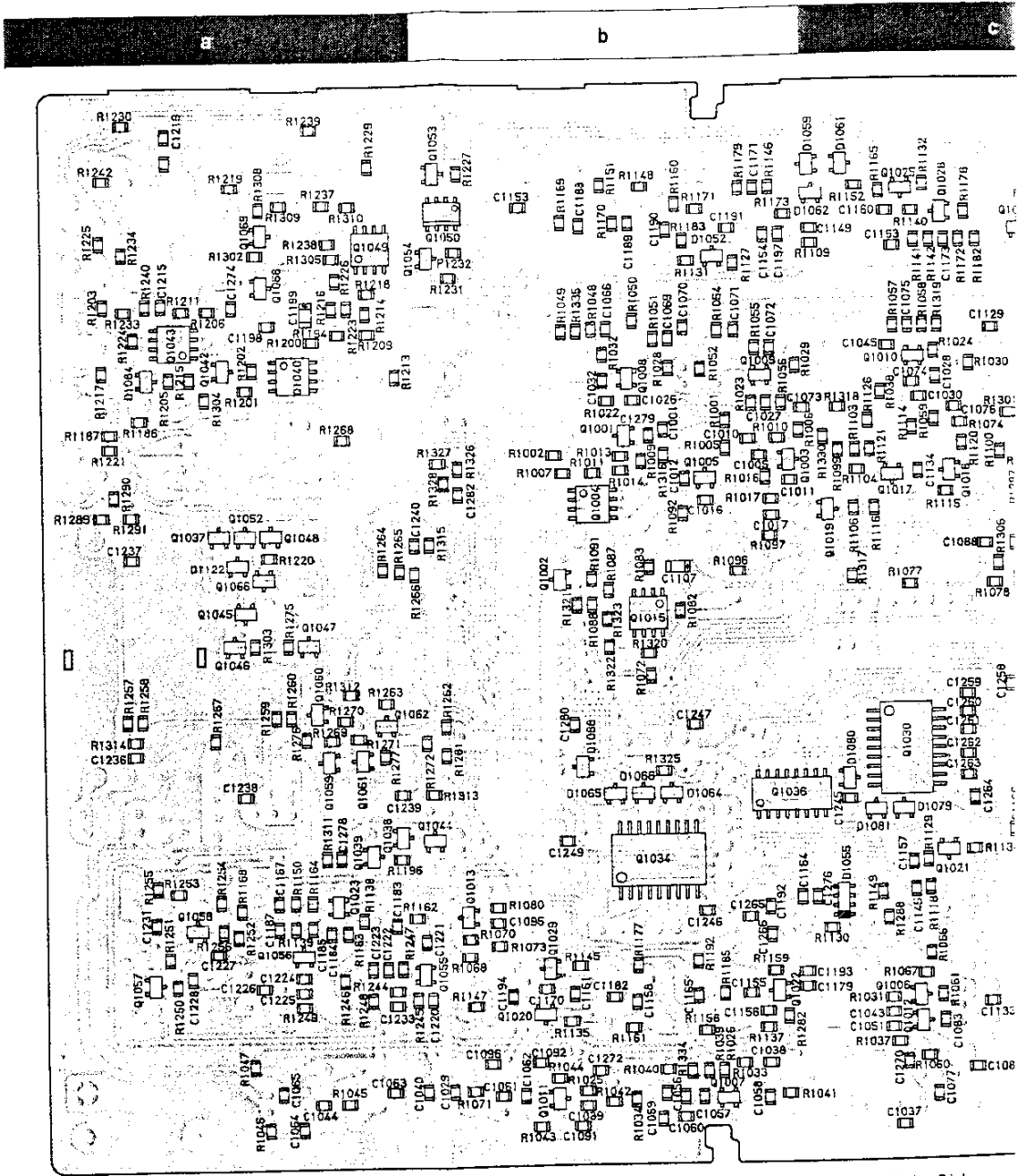
For Service Manuals Contact  
MAURITRON TECHNICAL SERVICES  
8 Cherry Tree Rd, Chinnor  
Oxon OX9 4QY  
Tel:- 01844-351694 Fax:- 01844-352554  
Email:- enquiries@mauritron.co.uk




14028BG  
036)



179 (M6)  
160,1062)



Obverse View of Chip Side



Obverse View of Chip Side

For Service Manuals Contact  
**MAURITRON TECHNICAL SERVICES**  
 8 Cherry Tree Rd, Chinnor  
 Oxon OX9 4QY  
 Tel: 01844-351694 Fax: 01844-352554  
 Email: enquiries@mauritron.co.uk



## Parts List

REF.	MFGR'S DESIG	VALUE	WV	TOL.	DESCRIPTION	YAESU P/N	VERS.	ADDR.
*** MAIN UNIT ***								
	PCB with Components				For Service Manuals Contact MAURITRON TECHNICAL SERVICES 8 Cherry Tree Rd, Chinnor Oxon OX9 4QY Tel: 01844-351694 Fax: 01844-352554 Email: enquiries@mauritron.co.uk	CA1005002		
	Printed Circuit Board					F3391000		
C 1001	CHIP CAP.	0.1uF	25V	B	GRM40B104M25PT	K22140811		
C 1002	AL. ELECTRO. CAP.	22uF	16V		16V220M5X7TR2	K46120005		
C 1003	CHIP CAP.	270pF	50V	CH	GRM40CH271J50PT	K22170245		
C 1004	CHIP CAP.	560pF	50V	B	GRM40B561M50PT	K22170802		
C 1005	CHIP CAP.	0.01uF	50V	F	GRM40F103Z50PT	K22171004		
C 1006	CHIP CAP.	270pF	50V	CH	GRM40CH271J50PT	K22170245		
C 1007	AL. ELECTRO. CAP.	1uF	50V		50V010M4X7TR2	K46170030		
C 1008	AL. ELECTRO. CAP.	10uF	16V		16V100M4X7TR2	K46120004		
C 1009	CHIP CAP.	0.01uF	50V	F	GRM40F103Z50PT	K22171004		
C 1010	CHIP CAP.	100pF	50V	CH	GRM40CH101J50PT	K22170235		
C 1011	CHIP CAP.	100pF	50V	CH	GRM40CH101J50PT	K22170235		
C 1012	CHIP CAP.	0.047uF	50V	F	GRM40F473Z50PT	K22171008		
C 1013	CHIP CAP.	0.01uF	50V	F	GRM40F103Z50PT	K22171004		
C 1014	CHIP CAP.	150pF	50V	CH	GRM40CH151J50PT	K22170239		
C 1015	CHIP CAP.	150pF	50V	CH	GRM40CH151J50PT	K22170239		
C 1016	CHIP CAP.	220pF	50V	CH	GRM40CH221J50PT	K22170243		
C 1017	CHIP CAP.	0.0047uF	50V	B	GRM40B472M50PT	K22170813		
C 1018	CHIP CAP.	680pF	50V	B	GRM40B681M50PT	K22170803		
C 1019	CHIP CAP.	390pF	50V	CH	GRM40CH391J50PT	K22170249		
C 1020	CHIP CAP.	390pF	50V	CH	GRM40CH391J50PT	K22170249		
C 1021	CHIP CAP.	0.01uF	50V	F	GRM40F103Z50PT	K22171004		
C 1022	AL. ELECTRO. CAP.	10uF	16V		16V100M4X7TR2	K46120004		
C 1023	CHIP CAP.	0.1uF	25V	F	GRM40F104Z25PT	K22141005		
C 1024	CHIP CAP.	0.047uF	50V	F	GRM40F473Z50PT	K22171008		
C 1025	CHIP CAP.	0.01uF	50V	F	GRM40F103Z50PT	K22171004		
C 1026	CHIP CAP.	0.01uF	50V	F	GRM40F103Z50PT	K22171004		
C 1027	CHIP CAP.	0.01uF	50V	F	GRM40F103Z50PT	K22171004		
C 1028	CHIP CAP.	0.01uF	50V	F	GRM40F103Z50PT	K22171004		
C 1029	CHIP CAP.	100pF	50V	CH	GRM40CH101J50PT	K22170235		
C 1030	CHIP CAP.	10pF	50V	CH	GRM40CH100D50PT	K22170211		
C 1032	CHIP CAP.	0.001uF	50V	B	GRM40B102M50PT	K22170805		
C 1034	CHIP CAP.	82pF	50V	CH	GRM40CH820J50PT	K22170233		
C 1035	CHIP CAP.	180pF	50V	CH	GRM40CH181J50PT	K22170241		
C 1036	CHIP CAP.	180pF	50V	CH	GRM40CH181J50PT	K22170241		
C 1037	CHIP CAP.	47pF	50V	CH	GRM40CH470J50PT	K22170227		
C 1038	CHIP CAP.	100pF	50V	CH	GRM40CH101J50PT	K22170235		
C 1039	CHIP CAP.	0.001uF	50V	B	GRM40B102M50PT	K22170805		
C 1040	CHIP CAP.	10pF	50V	CH	GRM40CH100D50PT	K22170211		
C 1041	CHIP CAP.	68pF	50V	CH	GRM40CH680J50PT	K22170231		
C 1042	CHIP CAP.	470pF	50V	CH	GRM40CH471J50PT	K22170251		
C 1043	CHIP CAP.	0.01uF	50V	F	GRM40F103Z50PT	K22171004		
C 1044	CHIP CAP.	0.01uF	50V	F	GRM40F103Z50PT	K22171004		
C 1045	CHIP CAP.	0.01uF	50V	F	GRM40F103Z50PT	K22171004		
C 1046	CHIP CAP.	150pF	50V	CH	GRM40CH151J50PT	K22170239		
C 1047	CHIP CAP.	150pF	50V	CH	GRM40CH151J50PT	K22170239		
C 1048	CHIP CAP.	150pF	50V	CH	GRM40CH151J50PT	K22170239		
C 1050	AL. ELECTRO. CAP.	10uF	16V		16V100M4X7TR2	K46120004		

# MAIN Unit

REF.	MFGR'S DESIG	VALUE	WV	TOL.	DESCRIPTION	YAESU P/N	VERS.	ADDR.
C 1051	CHIP CAP.	0.01uF	50V	F	GRM40F103Z50PT	K22171004		
C 1052	CHIP CAP.	0.047uF	50V	F	GRM40F473Z50PT	K22171008		
C 1053	CHIP CAP.	22pF	50V	CH	GRM40CH220J50PT	K22170219		
C 1054	CHIP CAP.	0.047uF	50V	F	GRM40F473Z50PT	K22171008		
C 1055	CHIP CAP.	0.01uF	50V	F	GRM40F103Z50PT	K22171004		
C 1056	CHIP CAP.	0.01uF	50V	F	GRM40F103Z50PT	K22171004		
C 1057	CHIP CAP.	0.047uF	50V	F	GRM40F473Z50PT	K22171008		
C 1058	CHIP CAP.	0.01uF	50V	F	GRM40F103Z50PT	K22171004		
C 1059	CHIP CAP.	0.01uF	50V	F	GRM40F103Z50PT	K22171004		
C 1060	CHIP CAP.	0.001uF	50V	B	GRM40B102M50PT	K22170805		
C 1061	CHIP CAP.	0.01uF	50V	F	GRM40F103Z50PT	K22171004		
C 1062	CHIP CAP.	0.001uF	50V	B	GRM40B102M50PT	K22170805		
C 1063	CHIP CAP.	0.047uF	50V	F	GRM40F473Z50PT	K22171008		
C 1064	CHIP CAP.	0.1uF	25V	F	GRM40F104Z25PT	K22141005		
C 1065	CHIP CAP.	0.01uF	50V	F	GRM40F103Z50PT	K22171004		
C 1066	CHIP CAP.	0.01uF	50V	F	GRM40F103Z50PT	K22171004		
C 1067	CERAMIC CAP.	0.1uF	25V	X	UAT10X104K-L45AE	K19149025		
C 1068	CERAMIC CAP.	0.068uF	25V	X	UAT10X683K-L45AE	K19149023		
C 1069	CHIP CAP.	0.01uF	50V	B	GRM40B103M50PT	K22170817		
C 1070	CHIP CAP.	0.01uF	50V	F	GRM40F103Z50PT	K22171004		
C 1071	CHIP CAP.	0.01uF	50V	F	GRM40F103Z50PT	K22171004		
C 1072	CHIP CAP.	0.01uF	50V	F	GRM40F103Z50PT	K22171004		
C 1073	CHIP CAP.	0.01uF	50V	F	GRM40F103Z50PT	K22171004		
C 1074	CHIP CAP.	0.047uF	50V	F	GRM40F473Z50PT	K22171008		
C 1075	CHIP CAP.	0.01uF	50V	F	GRM40F103Z50PT	K22171004		
C 1076	CHIP CAP.	0.01uF	50V	F	GRM40F103Z50PT	K22171004		
C 1077	CHIP CAP.	0.047uF	50V	F	GRM40F473Z50PT	K22171008		
C 1078	CHIP CAP.	47pF	50V	CH	GRM40CH470J50PT	K22170227		
C 1079	CHIP CAP.	0.1uF	25V	F	GRM40F104Z25PT	K22141005		
C 1080	CHIP CAP.	0.047uF	50V	F	GRM40F473Z50PT	K22171008		
C 1081	CHIP CAP.	120pF	50V	CH	GRM40CH121J50PT	K22170237		
C 1082	CHIP CAP.	120pF	50V	CH	GRM40CH121J50PT	K22170237		
C 1083	CHIP CAP.	0.047uF	50V	F	GRM40F473Z50PT	K22171008		
C 1084	CHIP CAP.	220pF	50V	CH	GRM40CH221J50PT	K22170243		
C 1085	CHIP CAP.	68pF	50V	CH	GRM40CH680J50PT	K22170231		
C 1086	CHIP CAP.	68pF	50V	CH	GRM40CH680J50PT	K22170231		
C 1087	AL. ELECTRO. CAP.	10uF	16V		16V100M4X7TR2	K46120004		
C 1088	CHIP CAP.	0.047uF	50V	F	GRM40F473Z50PT	K22171008		
C 1089	CHIP CAP.	0.047uF	50V	F	GRM40F473Z50PT	K22171008		
C 1090	CHIP CAP.	0.01uF	50V	F	GRM40F103Z50PT	K22171004		
C 1091	CHIP CAP.	56pF	50V	CH	GRM40CH560J50PT	K22170229		
C 1092	CHIP CAP.	47pF	50V	CH	GRM40CH470J50PT	K22170227		
C 1093	CHIP CAP.	68pF	50V	CH	GRM40CH680J50PT	K22170231		
C 1094	CHIP CAP.	68pF	50V	CH	GRM40CH680J50PT	K22170231		
C 1095	CHIP CAP.	0.01uF	50V	F	GRM40F103Z50PT	K22171004		
C 1096	CHIP CAP.	0.001uF	50V	B	GRM40B102M50PT	K22170805		
C 1097	CHIP CAP.	150pF	50V	CH	GRM40CH151J50PT	K22170239		
C 1098	AL. ELECTRO. CAP.	10uF	16V		16V100M4X7TR2	K46120004		
C 1099	CHIP CAP.	0.047uF	50V	F	GRM40F473Z50PT	K22171008		
C 1100	CHIP CAP.	39pF	50V	CH	GRM40CH390J50PT	K22170225		
C 1101	CHIP CAP.	39pF	50V	CH	GRM40CH390J50PT	K22170225		
C 1102	AL. ELECTRO. CAP.	10uF	16V		16V100M4X7TR2	K46120004		
C 1103	AL. ELECTRO. CAP.	10uF	16V		16V100M4X7TR2	K46120004		

REF.	MFGR'S DESIG	VALUE	WV	TOL.	DESCRIPTION	YAESU P/N	VERS.	ADDR.
C 1104	AL. ELECTRO. CAP.	10uF	16V		16V100M4X7TR2	K46120004		
C 1105	CHIP CAP.	0.047uF	50V	F	GRM40F473Z50PT	K22171008		
C 1106	CHIP CAP.	0.01uF	50V	F	GRM40F103Z50PT	K22171004		
C 1107	TANTALUM CHIP CAP.	1.5uF	16V		TESVA1C155M1-8R	K78120020		
C 1108	AL. ELECTRO. CAP.	4.7uF	35V		35V4R7M4X7TR2	K46160004		
C 1109	CHIP CAP.	0.047uF	50V	F	GRM40F473Z50PT	K22171008		
C 1110	CHIP CAP.	27pF	50V	CH	GRM40CH270J50PT	K22170221		
C 1111	CHIP CAP.	27pF	50V	CH	GRM40CH270J50PT	K22170221		
C 1112	FILM CAP.	0.027	50V		50F2D273M	K50170024		
C 1113	CERAMIC CAP.	0.001uF	50V	B	UP050B102K-A-B	K28179001		
C 1114	AL. ELECTRO. CAP.	10uF	16V		16V100M4X7TR2	K46120004		
C 1115	AL. ELECTRO. CAP.	22uF	16V		16V220M5X7TR2	K46120005		
C 1116	AL. ELECTRO. CAP.	10uF	16V		16V100M4X7TR2	K46120004		
C 1117	CHIP CAP.	120pF	50V	CH	GRM40CH121J50PT	K22170237		
C 1118	CERAMIC CAP.	0.001uF	50V	B	UP050B102K-A-B	K28179001		
C 1119	CHIP CAP.	0.047uF	50V	F	GRM40F473Z50PT	K22171008		
C 1120	CHIP CAP.	0.047uF	50V	F	GRM40F473Z50PT	K22171008		
C 1121	CHIP CAP.	33pF	50V	CH	GRM40CH330J50PT	K22170223		
C 1122	CHIP CAP.	33pF	50V	CH	GRM40CH330J50PT	K22170223		
C 1123	AL. ELECTRO. CAP.	10uF	16V		16V100M4X7TR2	K46120004		
C 1124	AL. ELECTRO. CAP.	1uF	50V		50V010M4X7TR2	K46170030		
C 1125	CHIP CAP.	0.01uF	50V	F	GRM40F103Z50PT	K22171004		
C 1126	CHIP CAP.	0.01uF	50V	F	GRM40F103Z50PT	K22171004		
C 1127	AL. ELECTRO. CAP.	10uF	16V		16V100M4X7TR2	K46120004		
C 1128	AL. ELECTRO. CAP.	1uF	50V		50V010M4X7TR2	K46170030		
C 1129	CHIP CAP.	0.01uF	50V	F	GRM40F103Z50PT	K22171004		
C 1130	CHIP CAP.	0.047uF	50V	F	GRM40F473Z50PT	K22171008		
C 1131	CHIP CAP.	15pF	50V	CH	GRM40CH150J50PT	K22170215		
C 1132	CHIP CAP.	15pF	50V	CH	GRM40CH150J50PT	K22170215		
C 1133	CHIP CAP.	0.047uF	50V	F	GRM40F473Z50PT	K22171008		
C 1134	CHIP CAP.	0.0015	50V	B	GRM40B152M50PT	K22170807		
C 1135	AL. ELECTRO. CAP.	0.47uF	50V		50VR47M4X7TR2	K46170029		
C 1136	CERAMIC CAP.	0.0015	25V	X	UAT04X152K-L05AE	K19149003		
C 1137	CHIP CAP.	0.01uF	50V	F	GRM40F103Z50PT	K22171004		
C 1138	CHIP CAP.	0.01uF	50V	F	GRM40F103Z50PT	K22171004		
C 1139	CHIP CAP.	82pF	50V	CH	GRM40CH820J50PT	K22170233		
C 1140	AL. ELECTRO. CAP.	4.7uF	35V		35V4R7M4X7TR2	K46160004		
C 1141	AL. ELECTRO. CAP.	4.7uF	35V		35V4R7M4X7TR2	K46160004		
C 1142	CERAMIC CAP.	0.0068uF	16V	X	EPO50X682M-A-B	K28129006		
C 1143	CERAMIC CAP.	0.1uF	25V	X	UAT10X104K-L45AE	K19149025		
C 1144	CHIP CAP.	33pF	50V	CH	GRM40CH330J50PT	K22170223		
C 1145	CHIP CAP.	33pF	50V	CH	GRM40CH330J50PT	K22170223		
C 1146	AL. ELECTRO. CAP.	4.7uF	35V		35V4R7M4X7TR2	K46160004		
C 1147	AL. ELECTRO. CAP.	10uF	16V		16V100M4X7TR2	K46120004		
C 1148	AL. ELECTRO. CAP.	4.7uF	35V		35V4R7M4X7TR2	K46160004		
C 1149	CHIP CAP.	0.001uF	50V	B	GRM40B102M50PT	K22170805		
C 1151	CHIP CAP.	0.01uF	50V	F	GRM40F103Z50PT	K22171004		
C 1152	CHIP CAP.	0.01uF	50V	F	GRM40F103Z50PT	K22171004		
C 1153	CHIP CAP.	22pF	50V	CH	GRM40CH220J50PT	K22170219		
C 1154	CHIP CAP.	22pF	50V	CH	GRM40CH220J50PT	K22170219		
C 1155	CHIP CAP.	0.001uF	50V	B	GRM40B102M50PT	K22170805		
C 1156	CHIP CAP.	47pF	50V	CH	GRM40CH470J50PT	K22170227		
C 1157	CHIP CAP.	0.1uF	25V	B	GRM40B104M25PT	K22140811		



# MAIN Unit

REF.	MFGR'S DESIG	VALUE	WV	TOL.	DESCRIPTION	YAESU P/N	VERS.	ADDR.
C 1158	CHIP CAP.	47pF	50V	CH	GRM40CH470J50PT	K22170227		
C 1159	AL. ELECTRO. CAP.	10uF	16V		16V100M4X7TR2	K46120004		
C 1160	CHIP CAP.	0.01uF	50V	F	GRM40F103Z50PT	K22171004		
C 1161	CHIP CAP.	0.01uF	50V	F	GRM40F103Z50PT	K22171004		
C 1162	AL. ELECTRO. CAP.	220uF	10V		10V221M6X11TR5	K46100005		
C 1163	CHIP CAP.	0.01uF	50V	F	GRM40F103Z50PT	K22171004		
C 1164	CHIP CAP.	2pF	50V	CK	GRM40CK020C50PT	K22170203		
C 1165	CHIP CAP.	2pF	50V	CK	GRM40CK020C50PT	K22170203		
C 1166	CHIP CAP.	0.047uF	50V	B	GRM40B473M50PT	K22170823		
C 1167	CHIP CAP.	0.01uF	50V	F	GRM40F103Z50PT	K22171004		
C 1168	AL. ELECTRO. CAP.	1uF	50V		50V010M4X7TR2	K46170030		
C 1169	CHIP CAP.	0.01uF	50V	F	GRM40F103Z50PT	K22171004		
C 1170	CHIP CAP.	0.01uF	50V	F	GRM40F103Z50PT	K22171004		
C 1171	CHIP CAP.	0.01uF	50V	F	GRM40F103Z50PT	K22171004		
C 1172	AL. ELECTRO. CAP.	1uF	50V		50V010M4X7TR2	K46170030		
C 1173	CHIP CAP.	220pF	50V	CH	GRM40CH221J50PT	K22170243		
C 1174	AL. ELECTRO. CAP.	1uF	50V		50V010M4X7TR2	K46170030		
C 1175	AL. ELECTRO. CAP.	1uF	50V		50V010M4X7TR2	K46170030		
C 1176	CERAMIC CAP.	0.1uF	25V	X	UAT10X104K-L45AE	K19149025		
C 1177	AL. ELECTRO. CAP.	4.7uF	35V		35V4R7M4X7TR2	K46160004		
C 1178	AL. ELECTRO. CAP.	1uF	50V		50V010M4X7TR2	K46170030		
C 1179	CHIP CAP.	0.001uF	50V	B	GRM40B102M50PT	K22170805		
C 1180	AL. ELECTRO. CAP.	10uF	16V		16V100M4X7TR2	K46120004		
C 1181	AL. ELECTRO. CAP.	1uF	50V		50V010M4X7TR2	K46170030		
C 1182	CHIP CAP.	0.01uF	50V	F	GRM40F103Z50PT	K22171004		
C 1183	CHIP CAP.	0.01uF	50V	F	GRM40F103Z50PT	K22171004		
C 1184	CHIP CAP.	0.01uF	50V	F	GRM40F103Z50PT	K22171004		
C 1185	CHIP CAP.	0.047uF	50V	F	GRM40F473Z50PT	K22171008		
C 1186	CHIP CAP.	0.001uF	50V	B	GRM40B102M50PT	K22170805		
C 1187	CHIP CAP.	0.01uF	50V	F	GRM40F103Z50PT	K22171004		
C 1188	CHIP CAP.	0.01uF	50V	F	GRM40F103Z50PT	K22171004		
C 1189	CHIP CAP.	0.01uF	50V	F	GRM40F103Z50PT	K22171004		
C 1190	CHIP CAP.	0.01uF	50V	F	GRM40F103Z50PT	K22171004		
C 1191	CHIP CAP.	0.01uF	50V	F	GRM40F103Z50PT	K22171004		
C 1192	CHIP CAP.	47pF	50V	CH	GRM40CH470J50PT	K22170227		
C 1193	CHIP CAP.	47pF	50V	CH	GRM40CH470J50PT	K22170227		
C 1194	CHIP CAP.	0.01uF	50V	F	GRM40F103Z50PT	K22171004		
C 1195	AL. ELECTRO. CAP.	22uF	16V		16V220M5X7TR2	K46120005		
C 1196	AL. ELECTRO. CAP.	4.7uF	35V		35V4R7M4X7TR2	K46160004		
C 1197	CHIP CAP.	0.01uF	50V	F	GRM40F103Z50PT	K22171004		
C 1198	TANTALUM CHIP CAP.	0.47uF	25V		TESVA1E474M1-8R	K78140009		
C 1199	AL. ELECTRO. CAP.	0.47uF	50V		50VR47M4X7TR2	K46170029		
C 1200	AL. ELECTRO. CAP.	10uF	16V		16V100M4X7TR2	K46120004		
C 1201	AL. ELECTRO. CAP.	1uF	50V		50V010M4X7TR2	K46170030		
C 1202	CHIP CAP.	0.0068uF	50V	B	GRM40B682M50PT	K22170815		
C 1203	CHIP CAP.	0.1uF	25V	B	GRM40B104M25PT	K22140811		
C 1204	AL. ELECTRO. CAP.	1uF	50V		50V010M4X7TR2	K46170030		
C 1205	AL. ELECTRO. CAP.	22uF	16V		16V220M5X7TR2	K46120005		
C 1206	CHIP CAP.	0.0033uF	50V	B	GRM40B332M50PT	K22170811		
C 1207	AL. ELECTRO. CAP.	4.7uF	35V		35V4R7M4X7TR2	K46160004		
C 1208	CHIP CAP.	0.01uF	50V	F	GRM40F103Z50PT	K22171004		
C 1209	CHIP CAP.	0.047uF	50V	F	GRM40F473Z50PT	K22171008		
C 1210	AL. ELECTRO. CAP.	100uF	16V		16V101M6X7TR2	K46120007		

REF.	MFGR'S DESIG	VALUE	WV	TOL.	DESCRIPTION	YAESU P/N	VERS.	ADDR.
C 1212	AL. ELECTRO. CAP.	1uF	50V		50V010M4X7TR2	K46170030		
C 1213	CHIP CAP.	0.047uF	50V	F	GRM40F473Z50PT	K22171008		
C 1214	AL. ELECTRO. CAP.	2.2uF	50V		50V2R2M4X7TR2	K46170031		
C 1215	CHIP CAP.	100pF	50V	CH	GRM40CH101J50PT	K22170235		
C 1216	CHIP CAP.	560pF	50V	B	GRM40B561M50PT	K22170802		
C 1217	AL. ELECTRO. CAP.	470uF	10V		10V471M8X11TR5	K46100006		
C 1218	CHIP CAP.	0.047uF	50V	F	GRM40F473Z50PT	K22171008		
C 1219	CHIP CAP.	0.01uF	50V	F	GRM40F103Z50PT	K22171004		
C 1220	CHIP CAP.	0.01uF	50V	F	GRM40F103Z50PT	K22171004		
C 1221	CHIP CAP.	0.01uF	50V	F	GRM40F103Z50PT	K22171004		
C 1222	CHIP CAP.	0.01uF	50V	F	GRM40F103Z50PT	K22171004		
C 1223	CHIP CAP.	0.01uF	50V	F	GRM40F103Z50PT	K22171004		
C 1224	CHIP CAP.	0.01uF	50V	F	GRM40F103Z50PT	K22171004		
C 1225	CHIP CAP.	0.01uF	50V	F	GRM40F103Z50PT	K22171004		
C 1226	CHIP CAP.	22pF	50V	CH	GRM40CH220J50PT	K22170219		
C 1227	CHIP CAP.	220pF	50V	CH	GRM40CH221J50PT	K22170243		
C 1228	CHIP CAP.	220pF	50V	CH	GRM40CH221J50PT	K22170243		
C 1229	AL. ELECTRO. CAP.	10uF	16V		16V100M4X7TR2	K46120004		
C 1230	AL. ELECTRO. CAP.	10uF	16V		16V100M4X7TR2	K46120004		
C 1231	CHIP CAP.	0.01uF	50V	F	GRM40F103Z50PT	K22171004		
C 1232	AL. ELECTRO. CAP.	10uF	16V		16V100M4X7TR2	K46120004		
C 1233	CHIP CAP.	0.047uF	50V	F	GRM40F473Z50PT	K22171008		
C 1236	CHIP CAP.	0.01uF	50V	F	GRM40F103Z50PT	K22171004		
C 1237	CHIP CAP.	0.01uF	50V	F	GRM40F103Z50PT	K22171004		
C 1238	CHIP CAP.	0.01uF	50V	F	GRM40F103Z50PT	K22171004		
C 1239	CHIP CAP.	0.01uF	50V	F	GRM40F103Z50PT	K22171004		
C 1240	CHIP CAP.	0.01uF	50V	F	GRM40F103Z50PT	K22171004		
C 1241	AL. ELECTRO. CAP.	1uF	50V		50V010M4X7TR2	K46170030		
C 1242	CHIP CAP.	0.01uF	50V	F	GRM40F103Z50PT	K22171004		
C 1243	CHIP CAP.	0.1uF	25V	F	GRM40F104Z25PT	K22141005		
C 1244	CHIP CAP.	680pF	50V	B	GRM40B681M50PT	K22170803		
C 1245	CHIP CAP.	0.047uF	50V	F	GRM40F473Z50PT	K22171008		
C 1246	CHIP CAP.	0.047uF	50V	F	GRM40F473Z50PT	K22171008		
C 1247	CHIP CAP.	0.1uF	25V	F	GRM40F104Z25PT	K22141005		
C 1248	AL. ELECTRO. CAP.	47uF	16V		16V470M6X7TR2	K46120006		
C 1249	CHIP CAP.	0.1uF	25V	F	GRM40F104Z25PT	K22141005		
C 1250	AL. ELECTRO. CAP.	10uF	16V		16V100M4X7TR2	K46120004		
C 1251	AL. ELECTRO. CAP.	10uF	16V		16V100M4X7TR2	K46120004		
C 1252	CHIP CAP.	0.047uF	50V	F	GRM40F473Z50PT	K22171008		
C 1254	AL. ELECTRO. CAP.	10uF	16V		16V100M4X7TR2	K46120004		
C 1255	AL. ELECTRO. CAP.	1uF	50V		50V010M4X7TR2	K46170030		
C 1256	AL. ELECTRO. CAP.	10uF	16V		16V100M4X7TR2	K46120004		
C 1257	AL. ELECTRO. CAP.	1uF	50V		50V010M4X7TR2	K46170030		
C 1258	CHIP CAP.	0.1uF	25V	F	GRM40F104Z25PT	K22141005		
C 1259	CHIP CAP.	0.1uF	25V	F	GRM40F104Z25PT	K22141005		
C 1260	CHIP CAP.	0.1uF	25V	F	GRM40F104Z25PT	K22141005		
C 1261	CHIP CAP.	0.1uF	25V	F	GRM40F104Z25PT	K22141005		
C 1262	CHIP CAP.	0.1uF	25V	F	GRM40F104Z25PT	K22141005		
C 1263	CHIP CAP.	0.1uF	25V	F	GRM40F104Z25PT	K22141005		
C 1264	CHIP CAP.	0.1uF	25V	F	GRM40F104Z25PT	K22141005		
C 1265	CHIP CAP.	4pF	50V	CH	GRM40CH040C50PT	K22170205		
C 1266	CHIP CAP.	4pF	50V	CH	GRM40CH040C50PT	K22170205		
C 1267	CHIP CAP.	0.047uF	50V	F	GRM40F473Z50PT	K22171008		

# MAIN Unit

REF.	MFGR'S DESIG	VALUE	WV	TOL.	DESCRIPTION	YAESU P/N	VERS.	ADDR.
C 1268	CHIP CAP.	8pF	50V	CH	GRM40CH080D50PT	K22170209		
C 1269	CHIP CAP.	0.047uF	50V	F	GRM40F473Z50PT	K22171008		
C 1270	CHIP CAP.	0.01uF	50V	B	GRM40B103M50PT	K22170817		
C 1271	CERAMIC CAP.	0.047uF	50V	F	UP050F473Z-A-B	K28179002		
C 1272	CHIP CAP.	0.047uF	50V	F	GRM40F473Z50PT	K22171008		
C 1273	AL. ELECTRO. CAP.	10uF	16V		16V100M4X7TR2	K46120004		
C 1274	CHIP CAP.	0.047uF	50V	B	GRM40B473M50PT	K22170823		
C 1275	AL. ELECTRO. CAP.	1uF	50V		50V010M4X7TR2	K46170030		
C 1276	CHIP CAP.	10pF	50V	CH	GRM40CH100D50PT	K22170211		
C 1277	CHIP CAP.	15pF	50V	CH	GRM40CH150J50PT	K22170215		
C 1278	CHIP CAP.	0.01uF	50V	F	GRM40F103Z50PT	K22171004		
C 1279	CHIP CAP.	0.1uF	25V	B	GRM40B104M25PT	K22140811		
C 1280	CHIP CAP.	0.01uF	50V	F	GRM40F103Z50PT	K22171004		
C 1281	CERAMIC CAP.	0.047uF	50V	F	UP050F473Z-A-B	K28179002		
C 1282	CHIP CAP.	0.01uF	50V	F	GRM40F103Z50PT	K22171004		
C 1283	AL. ELECTRO. CAP.	4.7uF	35V		35V4R7M4X7TR2	K46160004		
C 1284	AL. ELECTRO. CAP.	47uF	16V		RC2-16V470M-T34	K46120010		
					1SV157-T1	G2060014		
D 1001	DIODE				1SS83RE	G2050007		
D 1002	DIODE				1SS270TJ	G2060004		
D 1003	DIODE				1SS198TJ	G2060011		
D 1004	DIODE				1SS198TJ	G2060011		
D 1005	DIODE				1SS198TJ	G2060011		
D 1006	DIODE				1SS198TJ	G2060011		
D 1007	DIODE				1SS270TJ	G2060004		
D 1008	DIODE				1SV157-T1	G2060014		
D 1009	DIODE				1SS83RE	G2050007		
D 1012	DIODE				1SS270TJ	G2060004		
D 1013	DIODE				1SS270TJ	G2060004		
D 1014	DIODE				1SV157-T1	G2060014		
D 1015	DIODE				1SS83RE	G2050007		
D 1016	DIODE				1SS270TJ	G2060004		
D 1017	DIODE				1SS83RE	G2050007		
D 1018	DIODE				1SS270TJ	G2060004		
D 1019	DIODE				1SV157-T1	G2060014		
D 1020	DIODE				1SS83RE	G2050007		
D 1021	DIODE				1SV157-T1	G2060014		
D 1022	DIODE				1SS83RE	G2050007		
D 1023	DIODE				1SV157-T1	G2060014		
D 1024	DIODE				1SS83RE	G2050007		
D 1025	DIODE				1SS270TJ	G2060004		
D 1026	DIODE				1SS270TJ	G2060004		
D 1027	DIODE				1SS270TJ	G2060004		
D 1028	DIODE				1SS270TJ	G2060004		
D 1029	DIODE				1SV157-T1	G2060014		
D 1030	DIODE				1SS83RE	G2050007		
D 1031	DIODE				1SS270TJ	G2060004		
D 1032	DIODE				1SS270TJ	G2060004		
D 1033	DIODE				1SS270TJ	G2060004		
D 1034	DIODE				1SS270TJ	G2060004		
D 1035	DIODE				1SS270TJ	G2060004		
D 1036	DIODE				1SS270TJ	G2060004		
D 1037	DIODE				1SV157-T1	G2060014		

For Service Manuals Contact  
**MAURITRON TECHNICAL SERVICES**  
 8 Cherry Tree Rd, Chinnor  
 Oxon OX9 4QY  
 Tel:- 01844-351694 Fax:- 01844-352554  
 Email:- enquiries@mauritron.co.uk

# MAIN Unit

REF.	MFGR'S DESIG	VALUE	WV	TOL.	DESCRIPTION	YAESU P/N	VERS.	ADDR.
D 1038	DIODE				1SS198TJ	G2060011		
D 1039	DIODE				1SS83RE	G2050007		
D 1040	DIODE				1SS198TJ	G2060011		
D 1041	DIODE				1SS270TJ	G2060004		
D 1042	DIODE				1SV157-T1	G2060014		
D 1043	DIODE				1SS83RE	G2050007		
D 1044	DIODE				1SS198TJ	G2060011		
D 1045	DIODE				1SS198TJ	G2060011		
D 1046	DIODE				1SS270TJ	G2060004		
D 1047	DIODE				1SS270TJ	G2060004		
D 1048	DIODE				1SS270TJ	G2060004		
D 1049	DIODE				1SS270TJ	G2060004		
D 1050	DIODE				1SS270TJ	G2060004		
D 1051	DIODE				1SS83RE	G2050007		
D 1052	DIODE				HSM2838-TR	G2070108		
D 1053	DIODE				1SS270TJ	G2060004		
D 1054	DIODE				1SS270TJ	G2060004		
D 1055	DIODE				HSB88WSTR	G2070290		
D 1056	DIODE				1SS270TJ	G2060004		
D 1057	DIODE				1SS270TJ	G2060004		
D 1058	DIODE				1SS270TJ	G2060004		
D 1059	DIODE				HSM2838-TR	G2070108		
D 1061	DIODE				HSM2838-TR	G2070108		
D 1062	DIODE				HSM2838-TR	G2070108		
D 1064	DIODE				HSM2838-TR	G2070108		
D 1065	DIODE				HSM2838-TR	G2070108		
D 1066	DIODE				HSM2838-TR	G2070108		
D 1067	DIODE				1SS270TJ	G2060004		
D 1068	DIODE				1SS270TJ	G2060004		
D 1069	DIODE				1SS270TJ	G2060004		
D 1070	DIODE				1SS270TJ	G2060004		
D 1071	DIODE				1SS270TJ	G2060004		
D 1075	DIODE				1SS226 TE85R	G2070003		
D 1076	DIODE				1SS270TJ	G2060004		
D 1077	DIODE				1SS270TJ	G2060004		
D 1078	DIODE				1SS270TJ	G2060004		
D 1079	DIODE				HSM2838-TR	G2070108		
D 1080	DIODE				HSM2838-TR	G2070108		
D 1081	DIODE				HSM2838-TR	G2070108		
D 1083	DIODE				1SS270TJ	G2060004		
D 1084	DIODE				HSM2838-TR	G2070108		
D 1085	DIODE				1SS270TJ	G2060004		
D 1086	DIODE				1SS270TJ	G2060004		
D 1088	DIODE				HSM2838-TR	G2070108		
D 1089	DIODE				1SS270TJ	G2060004		
D 1090	DIODE				1SS270TJ	G2060004		
D 1092	DIODE				1SS270TJ	G2060004		
D 1093	DIODE				1SS270TJ	G2060004		
D 1094	DIODE				1SS270TJ	G2060004		
D 1095	DIODE				HZ7B1	G2090229		
D 1096	DIODE				1SS83RE	G2050007		
D 1097	DIODE				HZ7B1	G2090229		
D 1098	DIODE				1SS198TJ	G2060011		

# MAIN Unit

---

REF.	MFGR'S DESIG	VALUE	WV	TOL.	DESCRIPTION	YAESU P/N	VERS.	ADDR.
D 1099	DIODE				1SS198TJ	G2060011		
D 1100	DIODE				1SS270TJ	G2060004		
D 1101	DIODE				1SS270TJ	G2060004		
D 1102	DIODE				1SS270TJ	G2060004		
D 1103	DIODE				1SS270TJ	G2060004		
D 1104	DIODE				1SS270TJ	G2060004		
D 1105	DIODE				1SS270TJ	G2060004		
D 1106	DIODE				1SS270TJ	G2060004		
D 1107	DIODE				1SS270TJ	G2060004		
D 1108	DIODE				1SS270TJ	G2060004		
D 1109	DIODE				1SS270TJ	G2060004		
D 1110	DIODE				1SS270TJ	G2060004		
D 1111	DIODE				1SS270TJ	G2060004		
D 1112	DIODE				1SS270TJ	G2060004		
D 1113	DIODE				1SS198TJ	G2060011		
D 1114	DIODE				1SS270TJ	G2060004		
D 1115	DIODE				1SS270TJ	G2060004		
D 1116	DIODE				1SS270TJ	G2060004		
D 1117	DIODE				MI308	G2090337		
D 1118	DIODE				MI308	G2090337		
D 1119	DIODE				1SS270TJ	G2060004		
D 1120	DIODE				1SS270TJ	G2060004		
D 1121	DIODE				1SS270TJ	G2060004		
D 1122	DIODE				HSM2838-TR	G2070108		
D 1123	DIODE				1SS270TJ	G2060004		
D 1124	DIODE				1SS270TJ	G2060004		
D 1125	DIODE				1SS270TJ	G2060004		
D 1126	DIODE				1SS270TJ	G2060004		
D 1127	DIODE				1SS270TJ	G2060004		
J 1001	CONNECTOR				TMP-J01X-V6	P1090210		
J 1002	CONNECTOR				SC25-08WS	P0090627		
J 1003	CONNECTOR				TMP-J01X-V6	P1090210		
J 1004	CONNECTOR				TMP-J01X-V6	P1090210		
J 1005	CONNECTOR				TMP-J01X-V6	P1090210		
J 1007	CONNECTOR				SC25-04WS	P0090623		
J 1009	CONNECTOR				B11P-SHF-1	P0090636		
J 1010	CONNECTOR				TMP-J01X-V6	P1090210		
J 1011	CONNECTOR				SC25-05WS	P0090624		
J 1012	CONNECTOR				SC25-03WS	P0090622		
J 1013	CONNECTOR				SC25-03WS	P0090622		
J 1014	CONNECTOR				SC25-02WS	P0090621		
J 1015	CONNECTOR				S-Q3097-02	P1090296		
J 1016	CONNECTOR				SC25-02WS	P0090621		
J 1017	CONNECTOR				SC25-04WS	P0090623		
J 1018	CONNECTOR				SC25-05WS	P0090624		
J 1019	CONNECTOR				SC25-06WS	P0090625		
J 1020	CONNECTOR				SC25-11WS	P0090630		
J 1021	CONNECTOR				SC25-02WS	P0090621		
J 1022	CONNECTOR				SC25-03WS	P0090622		
J 1023	CONNECTOR				HLJ0521-01-110	P1090593		
J 1024	CONNECTOR				S-Q3097-04	P1090354		
J 1025	CONNECTOR				S-Q3097-01	P1090348		

For Service Manuals Contact  
**MAURITRON TECHNICAL SERVICES**  
 8 Cherry Tree Rd, Chinnor  
 Oxon OX9 4QY  
 Tel:- 01844-351694 Fax:- 01844-352554  
 Email:- enquiries@mauritron.co.uk

REF.	MFGR'S DESIG	VALUE	WV	TOL.	DESCRIPTION	YAESU P/N	VERS.	ADDR.
J 1026	CONNECTOR				3022-04B	P0090523		
J 1027	CONNECTOR				3022-04B	P0090523		
J 1028	CONNECTOR				3022-04B	P0090523		
J 1029	CONNECTOR				3022-04B	P0090523		
J 1030	CONNECTOR				S-Q3097-01	P1090348		
J 1031	CONNECTOR				SBRK 2S-1	P1090812		
L 1001	M. RFC	27uH			LAP02TA270K	L1790063		
L 1002	M. RFC	27uH			LAP02TA270K	L1790063		
L 1003	M. RFC	1mH			LAL03VB102K	L1790164		
L 1004	M. RFC	560uH			LAL03VB561K	L1790161		
L 1005	M. RFC	39uH			LAP02TA390K	L1790065		
L 1006	M. RFC	39uH			LAP02TA390K	L1790065		
L 1007	M. RFC	4.7uH			LAP02TA4R7K	L1790054		
L 1008	M. RFC	12uH			LAP02TA120K	L1790059		
L 1009	M. RFC	12uH			LAP02TA120K	L1790059		
L 1010	M. RFC	15uH			LAP02TA150K	L1790060		
L 1011	M. RFC	15uH			LAP02TA150K	L1790060		
L 1012	M. RFC	1.2uH			LAP02TA1R2K	L1790047		
L 1013	COIL				6.5T5. ODO. 6UEW R	L0021833A		
L 1014	M. RFC	6.8uH			LAP02TA6R8K	L1790056		
L 1015	M. RFC	18uH			LAP02TA180K	L1790061		
L 1016	M. RFC	18uH			LAP02TA180K	L1790061		
L 1017	M. RFC	150uH			LAP02TA151K	L1790072		
L 1018	COIL				8.5T5. ODO. 6UEW R	L0022217		
L 1019	M. RFC	150uH			LAP02TA151K	L1790072		
L 1020	M. RFC	8.2uH			LAP02TA8R2K	L1790057		
L 1021	M. RFC	8.2uH			LAP02TA8R2K	L1790057		
L 1022	M. RFC	3.9uH			LAP02TA3R9K	L1790053		
L 1023	M. RFC	12uH			LAP02TA120K	L1790059		
L 1024	M. RFC	12uH			LAP02TA120K	L1790059		
L 1025	M. RFC	150uH			LAP02TA151K	L1790072		
L 1026	M. RFC	10uH			LAP02TA100K	L1790058		
L 1027	M. RFC	0.27uH			LAP02TA27K	L1790039		
L 1028	M. RFC	4.7uH			LAP02TA4R7K	L1790054		
L 1029	M. RFC	4.7uH			LAP02TA4R7K	L1790054		
L 1030	M. RFC	2.2uH			LAP02TA2R2K	L1790050		
L 1031	M. RFC	6.8uH			LAP02TA6R8K	L1790056		
L 1032	M. RFC	6.8uH			LAP02TA6R8K	L1790056		
L 1033	M. RFC	100uH			LAP02TA101K	L1790070		
L 1034	M. RFC	3.9uH			LAP02TA3R9K	L1790053		
L 1035	M. RFC	3.9uH			LAP02TA3R9K	L1790053		
L 1036	M. RFC	0.82uH			LAP02TA82K	L1790045		
L 1037	M. RFC	2.2uH			LAP02TA2R2K	L1790050		
L 1038	M. RFC	2.7uH			LAP02TA2R7K	L1790051		
L 1039	M. RFC	2.7uH			LAP02TA2R7K	L1790051		
L 1040	M. RFC	47uH			LAL03VB470K	L1790148		
L 1041	M. RFC	100uH			LAL03VB101K	L1790152		
L 1042	M. RFC	2.2uH			LAP02TA2R2K	L1790050		
L 1043	M. RFC	2.2uH			LAP02TA2R2K	L1790050		
L 1044	M. RFC	100uH			LAP02TA101K	L1790070		
L 1045	M. RFC	0.47uH			LAP02TA47K	L1790042		
L 1046	M. RFC	1.8uH			LAP02TA1R8K	L1790049		

# MAIN Unit

REF.	MFGR'S DESIG	VALUE	WV	TOL.	DESCRIPTION	YAESU P/N	VERS.	ADDR.
L 1047	M. RFC	1.8uH			LAP02TA1R8K	L1790049		
L 1048	M. RFC	1mH			LAL03VB102K	L1790164		
L 1049	M. RFC	1mH			LAL03VB102K	L1790164		
L 1050	M. RFC	150uH			LAP02TA151K	L1790072		
L 1051	M. RFC	1mH			LAL03VB102K	L1790164		
L 1052	M. RFC	150uH			LAP02TA151K	L1790072		
L 1053	M. RFC	0.22uH			LAP02TAR22K	L1790038		
L 1054	M. RFC	150uH			LAP02TA151K	L1790072		
L 1055	M. RFC	0.27uH			LAP02TAR27K	L1790039		
L 1056	M. RFC	3.9mH			RCR-875D-392K	L1190383		
L 1057	M. RFC	1mH			RCR-875D-102K	L1190392		
L 1058	M. RFC	3.9mH			RCR-875D-392K	L1190383		
L 1059	M. RFC	1mH			LAL03VB102K	L1790164		
L 1060	M. RFC	150uH			LAP02TA151K	L1790072		
L 1061	M. RFC	150uH			LAP02TA151K	L1790072		
L 1062	M. RFC	150uH			LAP02TA151K	L1790072		
L 1063	M. RFC	100uH			LAL04NA101K	L1190133		
L 1064	M. RFC	100uH			LAL04NA101K	L1190133		
L 1065	M. RFC	100uH			LAP02TA101K	L1790070		
Q 1001	FET				2SK160-T2B K6	G3801607F		b-2
Q 1002	TRANSISTOR				2SC4047-TA	G3340477		b-2
Q 1003	TRANSISTOR				2SC2812L6-TA	G3328127F		b-2
Q 1004	IC				M5223FP-72A	G1090990		b-2
Q 1005	TRANSISTOR				2SC2812L6-TA	G3328127F		b-2
Q 1006	FET				2SK1577	G3815777		c-3
Q 1007	FET				3SK131-T2B V12	G4801317B		b-3
Q 1008	FET				3SK131-T2B V12	G4801317B		b-1
Q 1009	FET				3SK131-T2B V12	G4801317B		b-1
Q 1010	FET				3SK131-T2B V12	G4801317B		c-1
Q 1011	FET				2SK302Y TE85R	G3803027Y		b-3
Q 1012	FET				2SK1577	G3815777		c-3
Q 1013	TRANSISTOR				2SC2812L6-TA	G3328127F		b-3
Q 1014	TRANSISTOR				2SC2812L6-TA	G3328127F		c-2
Q 1015	IC				M5218AFP-600C	G1091607		b-2
Q 1016	TRANSISTOR				2SC2053	G3320530		A-3
Q 1017	TRANSISTOR				2SC2812L6-TA	G3328127F		c-2
Q 1018	TRANSISTOR				2SC2812L6-TA	G3328127F		c-2
Q 1019	TRANSISTOR				2SC2812L6-TA	G3328127F		c-2
Q 1020	FET				2SK302Y TE85R	G3803027Y		b-3
Q 1021	TRANSISTOR				2SC2714YTE85R	G3327147Y		c-3
Q 1022	TRANSISTOR				2SC2714YTE85R	G3327147Y		b-3
Q 1023	FET				3SK131-T2B V12	G4801317B		a-3
Q 1024	IC				UPC1037H	G1090101		C-1
Q 1025	TRANSISTOR				2SC2812L6-TA	G3328127F		c-1
Q 1026	IC				TC4W66F TE12L	G1091493		c-1
Q 1027	TRANSISTOR				2SC2812L6-TA	G3328127F		c-1
Q 1028	TRANSISTOR				2SC2812L6-TA	G3328127F		c-1
Q 1029	FET				2SK302Y TE85R	G3803027Y		b-3
Q 1030	IC				TD62783F TP1	G1091620		c-3
Q 1031	TRANSISTOR				2SC4047-TA	G3340477		c-1
Q 1032	TRANSISTOR				2SC4047-TA	G3340477		c-1
Q 1033	TRANSISTOR				2SA1563-TB	G3115638		c-1

For Service Manuals Contact  
**MAURITRON TECHNICAL SERVICES**  
 8 Cherry Tree Rd, Chinnor  
 Oxon OX9 4QY  
 Tel:- 01844-351694 Fax:- 01844-352554  
 Email:- enquires@mauritron.co.uk

# MAIN Unit

REF.	MPGR'S DESIG	VALUE	WV	TOL.	DESCRIPTION	YAESU P/N	VERS.	ADDR.
Q 1034	IC				TD62783F TP1	G1091620		b-3
Q 1035	IC				M5223FP-72A	G1090990		d-2
Q 1036	IC				UPD4028BG-T2	G1091137		b-3
Q 1037	TRANSISTOR				2SC4047-TA	G3340477		a-2
Q 1038	TRANSISTOR				2SC4047-TA	G3340477		a-3
Q 1039	TRANSISTOR				2SA1563-TB	G3115638		a-3
Q 1040	IC				M5218AFP-600C	G1091607		a-1
Q 1041	IC				M5223FP-72A	G1090990		d-2
Q 1042	TRANSISTOR				2SC2812L6-TA	G3328127F		a-1
Q 1043	IC				M5218AFP-600C	G1091607		a-1
Q 1044	TRANSISTOR				2SC4047-TA	G3340477		b-3
Q 1045	TRANSISTOR				2SC4047-TA	G3340477		a-2
Q 1046	TRANSISTOR				2SC4047-TA	G3340477		a-2
Q 1047	TRANSISTOR				2SC4047-TA	G3340477		a-2
Q 1048	TRANSISTOR				2SC4047-TA	G3340477		a-2
Q 1049	IC				M5218AFP-600C	G1091607		a-1
Q 1050	IC				TC4W66F TE12L	G1091493		b-1
Q 1051	IC				IR3M03A	G1090837		A-1
Q 1052	TRANSISTOR				2SC4047-TA	G3340477		a-2
Q 1053	TRANSISTOR				2SC4047-TA	G3340477		b-1
Q 1054	TRANSISTOR				2SC4047-TA	G3340477		b-1
Q 1055	FET				3SK131-T2B V12	G4801317B		b-3
Q 1056	FET				2SK302Y TE85R	G3803027Y		a-3
Q 1057	TRANSISTOR				2SC2812L6-TA	G3328127F		a-3
Q 1058	TRANSISTOR				2SC2812L6-TA	G3328127F		a-3
Q 1059	TRANSISTOR				2SC4047-TA	G3340477		a-3
Q 1060	TRANSISTOR				2SA1179M6-TA	G3111797F		a-2
Q 1061	TRANSISTOR				2SC4047-TA	G3340477		a-3
Q 1062	TRANSISTOR				2SA1179M6-TA	G3111797F		a-2
Q 1063	TRANSISTOR				2SC4047-TA	G3340477		d-2
Q 1064	TRANSISTOR				2SC2812L6-TA	G3328127F		c-2
Q 1065	TRANSISTOR				2SC2812L6-TA	G3328127F		c-2
Q 1066	TRANSISTOR				2SC4047-TA	G3340477		a-2
Q 1067	TRANSISTOR				2SC4047-TA	G3340477		c-2
Q 1068	FET				2SJ125D-T12-1D	G3701257D		a-1
Q 1069	TRANSISTOR				2SC4047-TA	G3340477		a-1
R 1001	CHIP RES.	4.7K	1/10W	5%	RMC1/10T 472J	J24205472		
R 1002	CHIP RES.	47K	1/10W	5%	RMC1/10T 473J	J24205473		
R 1004	CARBON FILM RES.	1.5M	1/6W	5%	RD16TPJ155	J07225155		
R 1005	CHIP RES.	3.3K	1/10W	5%	RMC1/10T 332J	J24205332		
R 1006	CHIP RES.	100	1/10W	5%	RMC1/10T 101J	J24205101		
R 1007	CHIP RES.	100K	1/10W	5%	RMC1/10T 104J	J24205104		
R 1009	CHIP RES.	10K	1/10W	5%	RMC1/10T 103J	J24205103		
R 1010	CHIP RES.	100K	1/10W	5%	RMC1/10T 104J	J24205104		
R 1011	CHIP RES.	82K	1/10W	5%	RMC1/10T 823J	J24205823		
R 1012	CHIP RES.	100	1/10W	5%	RMC1/10T 101J	J24205101		
R 1013	CHIP RES.	82K	1/10W	5%	RMC1/10T 823J	J24205823		
R 1014	CHIP RES.	100K	1/10W	5%	RMC1/10T 104J	J24205104		
R 1015	CHIP RES.	150	1/10W	5%	RMC1/10T 151J	J24205151		
R 1016	CHIP RES.	1K	1/10W	5%	RMC1/10T 102J	J24205102		
R 1017	CHIP RES.	2.2K	1/10W	5%	RMC1/10T 222J	J24205222		
R 1018	CHIP RES.	33	1/10W	5%	RMC1/10T 330J	J24205330		



# MAIN Unit

REF.	MFGR'S DESIG	VALUE	WV	TOL.	DESCRIPTION	YAESU P/N	VERS.	ADDR.
R 1019	CHIP RES.	100	1/10W	5%	RMC1/10T 101J	J24205101		
R 1020	CHIP RES.	100	1/10W	5%	RMC1/10T 101J	J24205101		
R 1022	CHIP RES.	470	1/10W	5%	RMC1/10T 471J	J24205471		
R 1023	CHIP RES.	470	1/10W	5%	RMC1/10T 471J	J24205471		
R 1024	CHIP RES.	220	1/10W	5%	RMC1/10T 221J	J24205221		
R 1025	CHIP RES.	470	1/10W	5%	RMC1/10T 471J	J24205471		
R 1026	CHIP RES.	680K	1/10W	5%	RMC1/10T 684J	J24205684		
R 1028	CHIP RES.	15K	1/10W	5%	RMC1/10T 153J	J24205153		
R 1029	CHIP RES.	22K	1/10W	5%	RMC1/10T 223J	J24205223		
R 1030	CHIP RES.	22K	1/10W	5%	RMC1/10T 223J	J24205223		
R 1031	CHIP RES.	470	1/10W	5%	RMC1/10T 471J	J24205471		
R 1032	CHIP RES.	680	1/10W	5%	RMC1/10T 681J	J24205681		
R 1033	CHIP RES.	100K	1/10W	5%	RMC1/10T 104J	J24205104		
R 1034	CHIP RES.	15K	1/10W	5%	RMC1/10T 153J	J24205153		
R 1035	CHIP RES.	100	1/10W	5%	RMC1/10T 101J	J24205101		
R 1036	CHIP RES.	100	1/10W	5%	RMC1/10T 101J	J24205101		
R 1037	CHIP RES.	470	1/10W	5%	RMC1/10T 471J	J24205471		
R 1038	CHIP RES.	47K	1/10W	5%	RMC1/10T 473J	J24205473		
R 1039	CHIP RES.	220K	1/10W	5%	RMC1/10T 224J	J24205224		
R 1040	CHIP RES.	220K	1/10W	5%	RMC1/10T 224J	J24205224		
R 1041	CHIP RES.	2.7K	1/10W	5%	RMC1/10T 272J	J24205272		
R 1042	CHIP RES.	100	1/10W	5%	RMC1/10T 101J	J24205101		
R 1043	CHIP RES.	56	1/10W	5%	RMC1/10T 560J	J24205560		
R 1044	CHIP RES.	100	1/10W	5%	RMC1/10T 101J	J24205101		
R 1045	CHIP RES.	6.8K	1/10W	5%	RMC1/10T 682J	J24205682		
R 1046	CHIP RES.	4.7K	1/10W	5%	RMC1/10T 472J	J24205472		
R 1047	CHIP RES.	330	1/10W	5%	RMC1/10T 331J	J24205331		
R 1048	CHIP RES.	330	1/10W	5%	RMC1/10T 331J	J24205331		
R 1049	CHIP RES.	220K	1/10W	5%	RMC1/10T 224J	J24205224		
R 1050	CHIP RES.	220K	1/10W	5%	RMC1/10T 224J	J24205224		
R 1051	CHIP RES.	150	1/10W	5%	RMC1/10T 151J	J24205151		
R 1052	CHIP RES.	100	1/10W	5%	RMC1/10T 101J	J24205101		
R 1053	CARBON FILM RES.	27K	1/6W	5%	RD16TPJ273	J07225273		
R 1054	CHIP RES.	10K	1/10W	5%	RMC1/10T 103J	J24205103		
R 1055	CHIP RES.	150	1/10W	5%	RMC1/10T 151J	J24205151		
R 1056	CHIP RES.	100	1/10W	5%	RMC1/10T 101J	J24205101		
R 1057	CHIP RES.	10K	1/10W	5%	RMC1/10T 103J	J24205103		
R 1058	CHIP RES.	220	1/10W	5%	RMC1/10T 221J	J24205221		
R 1059	CHIP RES.	100	1/10W	5%	RMC1/10T 101J	J24205101		
R 1060	CHIP RES.	100	1/10W	5%	RMC1/10T 101J	J24205101		
R 1061	CHIP RES.	47K	1/10W	5%	RMC1/10T 473J	J24205473		
R 1062	CHIP RES.	1K	1/10W	5%	RMC1/10T 102J	J24205102		
R 1063	CARBON FILM RES.	220	1/6W	5%	RD16TPJ221	J07225221		
R 1064	CHIP RES.	100	1/10W	5%	RMC1/10T 101J	J24205101		
R 1065	CHIP RES.	100	1/10W	5%	RMC1/10T 101J	J24205101		
R 1066	CHIP RES.	100K	1/10W	5%	RMC1/10T 104J	J24205104		
R 1067	CHIP RES.	100K	1/10W	5%	RMC1/10T 104J	J24205104		
R 1068	CHIP RES.	100	1/10W	5%	RMC1/10T 101J	J24205101		
R 1070	CHIP RES.	47K	1/10W	5%	RMC1/10T 473J	J24205473		
R 1071	CHIP RES.	100	1/10W	5%	RMC1/10T 101J	J24205101		
R 1072	CHIP RES.	3.3K	1/10W	5%	RMC1/10T 332J	J24205332		
R 1073	CHIP RES.	10K	1/10W	5%	RMC1/10T 103J	J24205103		
R 1074	CHIP RES.	100	1/10W	5%	RMC1/10T 101J	J24205101		

For Service Manuals Contact  
**MAURITRON TECHNICAL SERVICES**  
 8 Cherry Tree Rd, Chinnor  
 Oxon OX9 4QY  
 Tel: 01844-351694 Fax: 01844-352554  
 Email: enquiries@maurtron.co.uk

REF.	MFGR'S DESIG	VALUE	WV	TOL.	DESCRIPTION	YAESU P/N	VERS.	ADDR.
R 1075	CHIP RES.	100	1/10W	5%	RMC1/10T 101J	J24205101		
R 1076	CHIP RES.	100	1/10W	5%	RMC1/10T 101J	J24205101		
R 1077	CHIP RES.	100	1/10W	5%	RMC1/10T 101J	J24205101		
R 1078	CHIP RES.	3.3K	1/10W	5%	RMC1/10T 332J	J24205332		
R 1079	CARBON FILM RES.	68	1/4W	5%	RD14TPR680J	J05245680		
R 1080	CHIP RES.	470	1/10W	5%	RMC1/10T 471J	J24205471		
R 1081	CHIP RES.	150K	1/10W	5%	RMC1/10T 154J	J24205154		
R 1082	CHIP RES.	6.8K	1/10W	5%	RMC1/10T 682J	J24205682		
R 1083	CHIP RES.	100K	1/10W	5%	RMC1/10T 104J	J24205104		
R 1084	CHIP RES.	10K	1/10W	5%	RMC1/10T 103J	J24205103		
R 1085	CHIP RES.	10K	1/10W	5%	RMC1/10T 103J	J24205103		
R 1086	CHIP RES.	10K	1/10W	5%	RMC1/10T 103J	J24205103		
R 1087	CHIP RES.	2.2M	1/10W	5%	RMC1/10T 225J	J24205225		
R 1088	CHIP RES.	100K	1/10W	5%	RMC1/10T 104J	J24205104		
R 1089	CHIP RES.	1K	1/10W	5%	RMC1/10T 102J	J24205102		
R 1090	CHIP RES.	680	1/10W	5%	RMC1/10T 681J	J24205681		
R 1091	CHIP RES.	8.2K	1/10W	5%	RMC1/10T 822J	J24205822		
R 1092	CHIP RES.	560K	1/10W	5%	RMC1/10T 564J	J24205564		
R 1093	CHIP RES.	1K	1/10W	5%	RMC1/10T 102J	J24205102		
R 1094	CHIP RES.	100	1/10W	5%	RMC1/10T 101J	J24205101		
R 1095	CHIP RES.	100	1/10W	5%	RMC1/10T 101J	J24205101		
R 1096	CHIP RES.	68K	1/10W	5%	RMC1/10T 683J	J24205683		
R 1097	CHIP RES.	1K	1/10W	5%	RMC1/10T 102J	J24205102		
R 1098	CARBON FILM RES.	390	1/6W	5%	RD16TPJ391	J07225391		
R 1099	CHIP RES.	100	1/10W	5%	RMC1/10T 101J	J24205101		
R 1100	CHIP RES.	2.2K	1/10W	5%	RMC1/10T 222J	J24205222		
R 1101	CHIP RES.	1.5K	1/10W	5%	RMC1/10T 152J	J24205152		
R 1102	CARBON FILM RES.	47	1/4W	5%	RD14TPR470J	J05245470		
R 1103	CHIP RES.	68K	1/10W	5%	RMC1/10T 683J	J24205683		
R 1104	CHIP RES.	3.3K	1/10W	5%	RMC1/10T 332J	J24205332		
R 1105	CHIP RES.	470	1/10W	5%	RMC1/10T 471J	J24205471		
R 1106	CHIP RES.	4.7K	1/10W	5%	RMC1/10T 472J	J24205472		
R 1107	CARBON FILM RES.	4.7	1/6W	5%	RD16TPJ4R7	J07225479		
R 1108	CHIP RES.	4.7K	1/10W	5%	RMC1/10T 472J	J24205472		
R 1109	CHIP RES.	1K	1/10W	5%	RMC1/10T 102J	J24205102		
R 1110	CARBON FILM RES.	560	1/6W	5%	RD16TPJ561	J07225561		
R 1111	CARBON FILM RES.	390	1/6W	5%	RD16TPJ391	J07225391		
R 1112	CHIP RES.	180	1/2W	5%	RMC1/2 181JTE	J24275181		
R 1113	CHIP RES.	68K	1/10W	5%	RMC1/10T 683J	J24205683		
R 1114	CHIP RES.	22K	1/10W	5%	RMC1/10T 223J	J24205223		
R 1115	CHIP RES.	4.7K	1/10W	5%	RMC1/10T 472J	J24205472		
R 1116	CHIP RES.	4.7K	1/10W	5%	RMC1/10T 472J	J24205472		
R 1117	CHIP RES.	1K	1/10W	5%	RMC1/10T 102J	J24205102		
R 1118	CHIP RES.	33	1/10W	5%	RMC1/10T 330J	J24205330		
R 1119	CHIP RES.	33K	1/10W	5%	RMC1/10T 333J	J24205333		
R 1120	CHIP RES.	100K	1/10W	5%	RMC1/10T 104J	J24205104		
R 1121	CHIP RES.	47	1/10W	5%	RMC1/10T 470J	J24205470		
R 1122	CHIP RES.	100	1/10W	5%	RMC1/10T 101J	J24205101		
R 1123	CHIP RES.	120	1/10W	5%	RMC1/10T 121J	J24205121		
R 1124	CHIP RES.	22K	1/10W	5%	RMC1/10T 223J	J24205223		
R 1125	CHIP RES.	10K	1/10W	5%	RMC1/10T 103J	J24205103		
R 1126	CHIP RES.	1K	1/10W	5%	RMC1/10T 102J	J24205102		
R 1127	CHIP RES.	2.2K	1/10W	5%	RMC1/10T 222J	J24205222		

# MAIN Unit

REF.	MFGR'S DESIG	VALUE	WV	TOL.	DESCRIPTION	YAESU P/N	VERS.	ADDR.
R 1128	CHIP RES.	4.7K	1/10W	5%	RMC1/10T 472J	J24205472		
R 1129	CHIP RES.	120	1/10W	5%	RMC1/10T 121J	J24205121		
R 1130	CHIP RES.	47	1/10W	5%	RMC1/10T 470J	J24205470		
R 1131	CHIP RES.	1.5K	1/10W	5%	RMC1/10T 152J	J24205152		
R 1132	CHIP RES.	100	1/10W	5%	RMC1/10T 101J	J24205101		
R 1133	CHIP RES.	180	1/10W	5%	RMC1/10T 181J	J24205181		
R 1134	CHIP RES.	330	1/10W	5%	RMC1/10T 331J	J24205331		
R 1135	CHIP RES.	470	1/10W	5%	RMC1/10T 471J	J24205471		
R 1136	CHIP RES.	47K	1/10W	5%	RMC1/10T 473J	J24205473		
R 1137	CHIP RES.	100K	1/10W	5%	RMC1/10T 104J	J24205104		
R 1138	CHIP RES.	22K	1/10W	5%	RMC1/10T 223J	J24205223		
R 1139	CHIP RES.	680	1/10W	5%	RMC1/10T 681J	J24205681		
R 1140	CHIP RES.	100K	1/10W	5%	RMC1/10T 104J	J24205104		
R 1141	CHIP RES.	3.3K	1/10W	5%	RMC1/10T 332J	J24205332		
R 1142	CHIP RES.	68K	1/10W	5%	RMC1/10T 683J	J24205683		
R 1143	CHIP RES.	22K	1/10W	5%	RMC1/10T 223J	J24205223		
R 1144	CHIP RES.	3.3K	1/10W	5%	RMC1/10T 332J	J24205332		
R 1145	CHIP RES.	470	1/10W	5%	RMC1/10T 471J	J24205471		
R 1146	CHIP RES.	1K	1/10W	5%	RMC1/10T 102J	J24205102		
R 1147	CHIP RES.	1K	1/10W	5%	RMC1/10T 102J	J24205102		
R 1148	CHIP RES.	1.5K	1/10W	5%	RMC1/10T 152J	J24205152		
R 1149	CHIP RES.	22K	1/10W	5%	RMC1/10T 223J	J24205223		
R 1150	CHIP RES.	2.7K	1/10W	5%	RMC1/10T 272J	J24205272		
R 1151	CHIP RES.	22K	1/10W	5%	RMC1/10T 223J	J24205223		
R 1152	CHIP RES.	220	1/10W	5%	RMC1/10T 221J	J24205221		
R 1153	CHIP RES.	1K	1/10W	5%	RMC1/10T 102J	J24205102		
R 1154	CHIP RES.	100K	1/10W	5%	RMC1/10T 104J	J24205104		
R 1155	CHIP RES.	100K	1/10W	5%	RMC1/10T 104J	J24205104		
R 1156	CHIP RES.	100K	1/10W	5%	RMC1/10T 104J	J24205104		
R 1157	CHIP RES.	2.2K	1/10W	5%	RMC1/10T 222J	J24205222		
R 1158	CHIP RES.	100	1/10W	5%	RMC1/10T 101J	J24205101		
R 1159	CHIP RES.	220	1/10W	5%	RMC1/10T 221J	J24205221		
R 1160	CHIP RES.	100	1/10W	5%	RMC1/10T 101J	J24205101		
R 1161	CHIP RES.	100	1/10W	5%	RMC1/10T 101J	J24205101		
R 1162	CHIP RES.	100	1/10W	5%	RMC1/10T 101J	J24205101		
R 1163	CHIP RES.	220	1/10W	5%	RMC1/10T 221J	J24205221		
R 1164	CHIP RES.	100	1/10W	5%	RMC1/10T 101J	J24205101		
R 1165	CHIP RES.	330	1/10W	5%	RMC1/10T 331J	J24205331		
R 1166	CHIP RES.	10K	1/10W	5%	RMC1/10T 103J	J24205103		
R 1168	CHIP RES.	330	1/10W	5%	RMC1/10T 331J	J24205331		
R 1169	CHIP RES.	220	1/10W	5%	RMC1/10T 221J	J24205221		
R 1170	CHIP RES.	1K	1/10W	5%	RMC1/10T 102J	J24205102		
R 1171	CHIP RES.	1K	1/10W	5%	RMC1/10T 102J	J24205102		
R 1172	CHIP RES.	22K	1/10W	5%	RMC1/10T 223J	J24205223		
R 1173	CHIP RES.	15K	1/10W	5%	RMC1/10T 153J	J24205153		
R 1174	CHIP RES.	10K	1/10W	5%	RMC1/10T 103J	J24205103		
R 1175	CHIP RES.	10K	1/10W	5%	RMC1/10T 103J	J24205103		
R 1176	CHIP RES.	82	1/10W	5%	RMC1/10T 820J	J24205820		
R 1177	CHIP RES.	220K	1/10W	5%	RMC1/10T 224J	J24205224		
R 1178	CHIP RES.	180	1/10W	5%	RMC1/10T 181J	J24205181		
R 1179	CHIP RES.	100K	1/10W	5%	RMC1/10T 104J	J24205104		
R 1180	CHIP RES.	100K	1/10W	5%	RMC1/10T 104J	J24205104		
R 1181	CHIP RES.	470	1/10W	5%	RMC1/10T 471J	J24205471		

For Service Manuals Contact  
**MAURITRON TECHNICAL SERVICES**  
 8 Cherry Tree Rd, Chinnor  
 Oxon OX9 4QY  
 Tel:- 01844-351694 Fax:- 01844-352554  
 Email:- enquires@mauritron.co.uk

REF.	MFGR'S DESIG	VALUE	WV	TOL.	DESCRIPTION	YAESU P/N	VERS.	ADDR.
R 1182	CHIP RES.	1K	1/10W	5%	RMC1/10T 102J	J24205102		
R 1183	CHIP RES.	2. 2K	1/10W	5%	RMC1/10T 222J	J24205222		
R 1184	CHIP RES.	2. 2M	1/10W	5%	RMC1/10T 225J	J24205225		
R 1185	CHIP RES.	100K	1/10W	5%	RMC1/10T 104J	J24205104		
R 1186	CHIP RES.	1K	1/10W	5%	RMC1/10T 102J	J24205102		
R 1187	CHIP RES.	0	1/10W	5%	RMC1/10T 000J	J24205000		
R 1188	CHIP RES.	4. 7K	1/10W	5%	RMC1/10T 472J	J24205472		
R 1189	CHIP RES.	220	1/10W	5%	RMC1/10T 221J	J24205221		
R 1190	CHIP RES.	4. 7K	1/10W	5%	RMC1/10T 472J	J24205472		
R 1191	CHIP RES.	12K	1/10W	5%	RMC1/10T 123J	J24205123		
R 1192	CHIP RES.	82K	1/10W	5%	RMC1/10T 823J	J24205823		
R 1193	CHIP RES.	10K	1/10W	5%	RMC1/10T 103J	J24205103		
R 1194	CHIP RES.	220K	1/10W	5%	RMC1/10T 224J	J24205224		
R 1195	CHIP RES.	12K	1/10W	5%	RMC1/10T 123J	J24205123		
R 1196	CHIP RES.	1K	1/10W	5%	RMC1/10T 102J	J24205102		
R 1197	CHIP RES.	4. 7K	1/10W	5%	RMC1/10T 472J	J24205472		
R 1198	CHIP RES.	2. 2K	1/10W	5%	RMC1/10T 222J	J24205222		
R 1199	CHIP RES.	1M	1/10W	5%	RMC1/10T 105J	J24205105		
R 1200	CHIP RES.	47K	1/10W	5%	RMC1/10T 473J	J24205473		
R 1201	CHIP RES.	1M	1/10W	5%	RMC1/10T 105J	J24205105		
R 1202	CHIP RES.	10K	1/10W	5%	RMC1/10T 103J	J24205103		
R 1203	CHIP RES.	100K	1/10W	5%	RMC1/10T 104J	J24205104		
R 1204	CHIP RES.	15K	1/10W	5%	RMC1/10T 153J	J24205153		
R 1205	CHIP RES.	150K	1/10W	5%	RMC1/10T 154J	J24205154		
R 1206	CHIP RES.	100K	1/10W	5%	RMC1/10T 104J	J24205104		
R 1207	CHIP RES.	4. 7K	1/10W	5%	RMC1/10T 472J	J24205472		
R 1208	CHIP RES.	100K	1/10W	5%	RMC1/10T 104J	J24205104		
R 1209	CHIP RES.	2. 2K	1/10W	5%	RMC1/10T 222J	J24205222		
R 1210	CHIP RES.	4. 7K	1/10W	5%	RMC1/10T 472J	J24205472		
R 1211	CHIP RES.	10K	1/10W	5%	RMC1/10T 103J	J24205103		
R 1212	CHIP RES.	3. 3K	1/10W	5%	RMC1/10T 332J	J24205332		
R 1213	CHIP RES.	56K	1/10W	5%	RMC1/10T 563J	J24205563		
R 1214	CHIP RES.	8. 2K	1/10W	5%	RMC1/10T 822J	J24205822		
R 1215	CHIP RES.	47K	1/10W	5%	RMC1/10T 473J	J24205473		
R 1216	CHIP RES.	15K	1/10W	5%	RMC1/10T 153J	J24205153		
R 1217	CHIP RES.	470	1/10W	5%	RMC1/10T 471J	J24205471		
R 1218	CHIP RES.	56K	1/10W	5%	RMC1/10T 563J	J24205563		
R 1219	CHIP RES.	100K	1/10W	5%	RMC1/10T 104J	J24205104		
R 1220	CHIP RES.	10K	1/10W	5%	RMC1/10T 103J	J24205103		
R 1221	CHIP RES.	1K	1/10W	5%	RMC1/10T 102J	J24205102		
R 1222	CARBON FILM RES.	5. 6	1/4W	5%	RD14SJ5R6	J02245569		
R 1223	CHIP RES.	100K	1/10W	5%	RMC1/10T 104J	J24205104		
R 1224	CHIP RES.	560K	1/10W	5%	RMC1/10T 564J	J24205564		
R 1225	CHIP RES.	100K	1/10W	5%	RMC1/10T 104J	J24205104		
R 1226	CHIP RES.	220K	1/10W	5%	RMC1/10T 224J	J24205224		
R 1227	CHIP RES.	3. 3K	1/10W	5%	RMC1/10T 332J	J24205332		
R 1228	CARBON FILM RES.	100K	1/6W	5%	RD16TPJ104	J07225104		
R 1229	CHIP RES.	22K	1/10W	5%	RMC1/10T 223J	J24205223		
R 1230	CHIP RES.	47K	1/10W	5%	RMC1/10T 473J	J24205473		
R 1231	CHIP RES.	1K	1/10W	5%	RMC1/10T 102J	J24205102		
R 1232	CHIP RES.	10K	1/10W	5%	RMC1/10T 103J	J24205103		
R 1233	CHIP RES.	100K	1/10W	5%	RMC1/10T 104J	J24205104		
R 1234	CHIP RES.	0	1/10W	5%	RMC1/10T 000J	J24205000		

# MAIN Unit

REF.	MFGR'S DESIG	VALUE	WV	TOL.	DESCRIPTION	YAESU P/N	VERS.	ADDR.
R 1235	METAL FILM RES.	1.43K	1/4W	1%	MRS25F 1.43K	J20249102		
R 1236	METAL FILM RES.	8.87K	1/4W	1%	MRS25F 8.87K	J20249046		
R 1237	CHIP RES.	100K	1/10W	5%	RMC1/10T 104J	J24205104		
R 1238	CHIP RES.	10K	1/10W	5%	RMC1/10T 103J	J24205103		
R 1239	CHIP RES.	33K	1/10W	5%	RMC1/10T 333J	J24205333		
R 1240	CHIP RES.	10K	1/10W	5%	RMC1/10T 103J	J24205103		
R 1242	CHIP RES.	10K	1/10W	5%	RMC1/10T 103J	J24205103		
R 1243	CHIP RES.	2.2K	1/10W	5%	RMC1/10T 222J	J24205222		
R 1244	CHIP RES.	10K	1/10W	5%	RMC1/10T 103J	J24205103		
R 1245	CHIP RES.	33K	1/10W	5%	RMC1/10T 333J	J24205333		
R 1246	CHIP RES.	15K	1/10W	5%	RMC1/10T 153J	J24205153		
R 1247	CHIP RES.	100	1/10W	5%	RMC1/10T 101J	J24205101		
R 1248	CHIP RES.	100	1/10W	5%	RMC1/10T 101J	J24205101		
R 1249	CHIP RES.	100	1/10W	5%	RMC1/10T 101J	J24205101		
R 1250	CHIP RES.	2.2K	1/10W	5%	RMC1/10T 222J	J24205222		
R 1251	CHIP RES.	12K	1/10W	5%	RMC1/10T 123J	J24205123		
R 1252	CHIP RES.	1K	1/10W	5%	RMC1/10T 102J	J24205102		
R 1253	CHIP RES.	220K	1/10W	5%	RMC1/10T 224J	J24205224		
R 1254	CHIP RES.	4.7K	1/10W	5%	RMC1/10T 472J	J24205472		
R 1255	CHIP RES.	4.7K	1/10W	5%	RMC1/10T 472J	J24205472		
R 1256	CHIP RES.	1K	1/10W	5%	RMC1/10T 102J	J24205102		
R 1257	CHIP RES.	220	1/10W	5%	RMC1/10T 221J	J24205221		
R 1258	CHIP RES.	100	1/10W	5%	RMC1/10T 101J	J24205101		
R 1259	CHIP RES.	47	1/10W	5%	RMC1/10T 470J	J24205470		
R 1260	CHIP RES.	150	1/10W	5%	RMC1/10T 151J	J24205151		
R 1261	CHIP RES.	220	1/10W	5%	RMC1/10T 221J	J24205221		
R 1262	CHIP RES.	100	1/10W	5%	RMC1/10T 101J	J24205101		
R 1263	CHIP RES.	120	1/10W	5%	RMC1/10T 121J	J24205121		
R 1264	CHIP RES.	120	1/10W	5%	RMC1/10T 121J	J24205121		
R 1265	CHIP RES.	1K	1/10W	5%	RMC1/10T 102J	J24205102		
R 1266	CHIP RES.	100	1/10W	5%	RMC1/10T 101J	J24205101		
R 1267	CHIP RES.	470	1/10W	5%	RMC1/10T 471J	J24205471		
R 1268	CHIP RES.	470	1/10W	5%	RMC1/10T 471J	J24205471		
R 1269	CHIP RES.	47K	1/10W	5%	RMC1/10T 473J	J24205473		
R 1270	CHIP RES.	47K	1/10W	5%	RMC1/10T 473J	J24205473		
R 1271	CHIP RES.	47K	1/10W	5%	RMC1/10T 473J	J24205473		
R 1272	CHIP RES.	47K	1/10W	5%	RMC1/10T 473J	J24205473		
R 1274	CHIP RES.	6.8K	1/10W	5%	RMC1/10T 682J	J24205682		
R 1275	CHIP RES.	10K	1/10W	5%	RMC1/10T 103J	J24205103		
R 1276	CHIP RES.	10K	1/10W	5%	RMC1/10T 103J	J24205103		
R 1277	CHIP RES.	10K	1/10W	5%	RMC1/10T 103J	J24205103		
R 1278	CARBON FILM RES.	270	1/6W	5%	RD16TPJ271	J07225271		
R 1279	CARBON FILM RES.	390	1/6W	5%	RD16TPJ391	J07225391		
R 1280	CHIP RES.	27	1/10W	5%	RMC1/10T 270J	J24205270		
R 1281	CHIP RES.	47K	1/10W	5%	RMC1/10T 473J	J24205473		
R 1282	CHIP RES.	47	1/10W	5%	RMC1/10T 470J	J24205470		
R 1283	CARBON FILM RES.	120K	1/6W	5%	RD16TPJ124	J07225124		
R 1284	CHIP RES.	15K	1/10W	5%	RMC1/10T 153J	J24205153		
R 1285	CHIP RES.	2.2K	1/10W	5%	RMC1/10T 222J	J24205222		
R 1286	CHIP RES.	150	1/10W	5%	RMC1/10T 151J	J24205151		
R 1287	CHIP RES.	100	1/10W	5%	RMC1/10T 101J	J24205101		
R 1288	CHIP RES.	10K	1/10W	5%	RMC1/10T 103J	J24205103		
R 1289	CHIP RES.	82	1/10W	5%	RMC1/10T 820J	J24205820		

For Service Manuals Contact  
**MAURITRON TECHNICAL SERVICES**  
 8 Cherry Tree Rd, Chinnor  
 Oxon OX9 4QY  
 Tel: 01844-351694 Fax: 01844-352554  
 Email: enquiries@mauritron.co.uk

# MAIN Unit

REF.	MFGR'S DESIG	VALUE	WV	TOL.	DESCRIPTION	YAESU P/N	VERS.	ADDR.
R 1290	CHIP RES.	82	1/10W	5%	RMC1/10T 820J	J24205820		
R 1291	CHIP RES.	1.5K	1/10W	5%	RMC1/10T 152J	J24205152		
R 1292	CHIP RES.	1K	1/10W	5%	RMC1/10T 102J	J24205102		
R 1293	CARBON FILM RES.	330K	1/6W	5%	RD16TPJ334	J07225334		
R 1294	CHIP RES.	100	1/10W	5%	RMC1/10T 101J	J24205101		
R 1295	CHIP RES.	56	1/10W	5%	RMC1/10T 560J	J24205560		
R 1296	CARBON FILM RES.	12	1/6W	5%	RD16TPJ120	J07225120		
R 1297	CHIP RES.	10K	1/10W	5%	RMC1/10T 103J	J24205103		
R 1298	CHIP RES.	56	1/10W	5%	RMC1/10T 560J	J24205560		
R 1299	CHIP RES.	330	1/10W	5%	RMC1/10T 331J	J24205331		
R 1300	CHIP RES.	56	1/10W	5%	RMC1/10T 560J	J24205560		
R 1301	CHIP RES.	1K	1/10W	5%	RMC1/10T 102J	J24205102		
R 1302	CHIP RES.	2.2K	1/10W	5%	RMC1/10T 222J	J24205222		
R 1303	CHIP RES.	10K	1/10W	5%	RMC1/10T 103J	J24205103		
R 1304	CHIP RES.	1K	1/10W	5%	RMC1/10T 102J	J24205102		
R 1305	CHIP RES.	10K	1/10W	5%	RMC1/10T 103J	J24205103		
R 1306	CHIP RES.	470	1/10W	5%	RMC1/10T 471J	J24205471		
R 1307	CARBON FILM RES.	10	1/6W	5%	RD16TPJ100	J07225100		
R 1308	CHIP RES.	10K	1/10W	5%	RMC1/10T 103J	J24205103		
R 1309	CHIP RES.	100K	1/10W	5%	RMC1/10T 104J	J24205104		
R 1310	CHIP RES.	2.2K	1/10W	5%	RMC1/10T 222J	J24205222		
R 1311	CHIP RES.	1K	1/10W	5%	RMC1/10T 102J	J24205102		
R 1312	CHIP RES.	1.5K	1/10W	5%	RMC1/10T 152J	J24205152		
R 1313	CHIP RES.	3.3K	1/10W	5%	RMC1/10T 332J	J24205332		
R 1314	CHIP RES.	3.3K	1/10W	5%	RMC1/10T 332J	J24205332		
R 1315	CHIP RES.	3.3K	1/10W	5%	RMC1/10T 332J	J24205332		
R 1316	CHIP RES.	10K	1/10W	5%	RMC1/10T 103J	J24205103		
R 1317	CHIP RES.	47K	1/10W	5%	RMC1/10T 473J	J24205473		
R 1318	CHIP RES.	10K	1/10W	5%	RMC1/10T 103J	J24205103		
R 1319	CHIP RES.	4.7K	1/10W	5%	RMC1/10T 472J	J24205472		
R 1320	CHIP RES.	100K	1/10W	5%	RMC1/10T 104J	J24205104		
R 1321	CHIP RES.	100K	1/10W	5%	RMC1/10T 104J	J24205104		
R 1322	CHIP RES.	100K	1/10W	5%	RMC1/10T 104J	J24205104		
R 1323	CHIP RES.	15K	1/10W	5%	RMC1/10T 153J	J24205153		
R 1324	CARBON FILM RES.	5.6K	1/6W	5%	RD16PJ562	J01225562		
R 1325	CHIP RES.	10K	1/10W	5%	RMC1/10T 103J	J24205103		
R 1326	CHIP RES.	150	1/10W	5%	RMC1/10T 151J	J24205151		
R 1327	CHIP RES.	150	1/10W	5%	RMC1/10T 151J	J24205151		
R 1328	CHIP RES.	1K	1/10W	5%	RMC1/10T 102J	J24205102		
R 1329	CHIP RES.	220K	1/10W	5%	RMC1/10T 224J	J24205224		
R 1330	CHIP RES.	6.8K	1/10W	5%	RMC1/10T 682J	J24205682		
R 1331	CHIP RES.	330	1/10W	5%	RMC1/10T 331J	J24205331		
R 1332	CHIP RES.	47K	1/10W	5%	RMC1/10T 473J	J24205473		
R 1333	CHIP RES.	33	1/10W	5%	RMC1/10T 330J	J24205330		
R 1334	CHIP RES.	220K	1/10W	5%	RMC1/10T 224J	J24205224		
R 1335	CHIP RES.	220K	1/10W	5%	RMC1/10T 224J	J24205224		
R 1336	CHIP RES.	47	1/10W	5%	RMC1/10T 470J	J24205470		
RL1001	RELAY		DC12V		AG4013	M1190090		
S 1001	SLIDE SWITCH				SSS21200	N6090033		
T 1001	COIL				47.055M	L0022224		

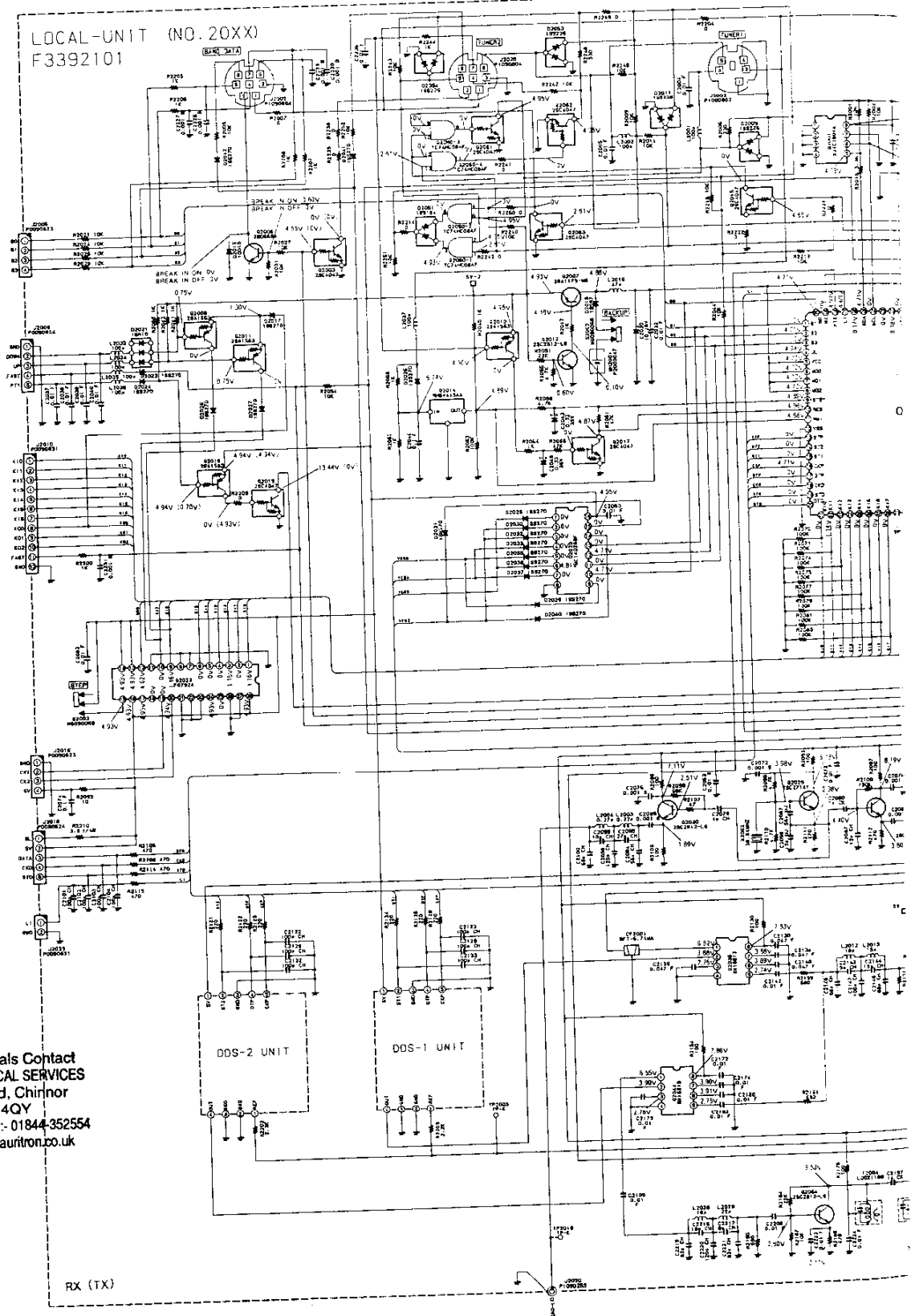
# MAIN Unit

REF.	MFGR'S DESIG	VALUE	WV	TOL.	DESCRIPTION	YAESU P/N	VERS.	ADDR.
T 1002	COIL				8. 20M R12-4043A	L0021199		
T 1003	COIL				8. 20M R12-4043A	L0021199		
T 1004	COIL				8. 20M R12-4043A	L0021199		
T 1005	COIL				8. 20M R12-4043A	L0021199		
T 1006	COIL				8. 20M R12-4043A	L0021199		
T 1007	COIL				8. 20M R12-4043A	L0021199		
T 1008	COIL				8. 20M R12-G620A	L0021192		
T 1009	COIL				4-1 2001F FR6	L0021351		
T 1010	COIL				47. 1M R12-M411A	L0021225		
T 1011	COIL				47. 1M R12-M413A	L0021224		
T 1012	COIL				47. 0M	L0021482A		
T 1013	COIL				4-1 2D3 TR6X3	L0020788A		
T 1014	COIL				4-1 2D3 TR6X3	L0020788A		
T 1015	COIL				4-1 2D3 TR6X3	L0020788A		
T 1016	COIL				47. 1M R12-M411A	L0021225		
T 1017	COIL				47. 1M R12-M411A	L0021225		
T 1018	COIL				47. 1M R12-M411A	L0021225		
T 1019	COIL				8. 21M R12-6367A	L0021395		
T 1020	COIL				8. 20M R12-4043A	L0021199		
T 1021	COIL				8. 20M R12-4043A	L0021199		
T 1022	COIL				8. 20M R12-4043A	L0021199		
T 1023	COIL				8. 20M R12-4043A	L0021199		
TH1001	THERMISTOR				112102-2	G9090008		
TH1002	THERMISTOR				112152-2	G9090039		
TH1003	THERMISTOR				112102-2	G9090008		
TH1004	THERMISTOR				112302-2	G9090010		
TH1005	THERMISTOR				112503-2	G9090041		
TP1001	TERMINAL				TP-E/MS-60124	Q5000016		
TP1002	TERMINAL				TP-E/MS-60124	Q5000016		
VR1002	POT.	1KB			RH063MC13R	J51794102		
VR1003	POT.	470B			RH063MCS2R	J51794471		
VR1004	POT.	4. 7KB			RH063MCS3R	J51794472		
VR1005	POT.	1MB			RH063MC16R	J51794105		
VR1006	POT.	1KB			RH063MC13R	J51794102		
VR1007	POT.	4. 7KB			RH063MCS3R	J51794472		
VR1008	POT.	10KB			RH063MC14R	J51794103		
VR1010	POT.	10KB			RH063MC14R	J51794103		
VR1011	POT.	10KB			RH063MC14R	J51794103		
VR1012	POT.	10K			EVN-DCAA03B14	J50784103		
VR1013	POT.	10KB			RH063MC14R	J51794103		
VR1014	POT.	10KB			RH063MC14R	J51794103		
VR1015	POT.	500K			EVN-DCAA03B55	J50784504		
VR1016	POT.	1KB			RH063MC13R 1KB	J51794102		
VR1017	POT.	10KB			RH063MC14R	J51794103		
VR1019	POT.	10KB			RH063MC14R	J51794103		
VR1020	POT.	4. 7KB			RH063MCS3R	J51794472		
XF1001	XTAL				47M15AU	H1102090		
XF1002	XTAL				XF-8. 2M-242-02	H1102128		
	CARD SPACER				WLS-04-0	S6000191		

For Service Manuals Contact  
**MAURITRON TECHNICAL SERVICES**  
 8 Cherry Tree Rd, Chinnor  
 Oxon OX9 4QY  
 Tel: 01844-351694 Fax: 01844-352554  
 Email: enquiries@mauritron.co.uk

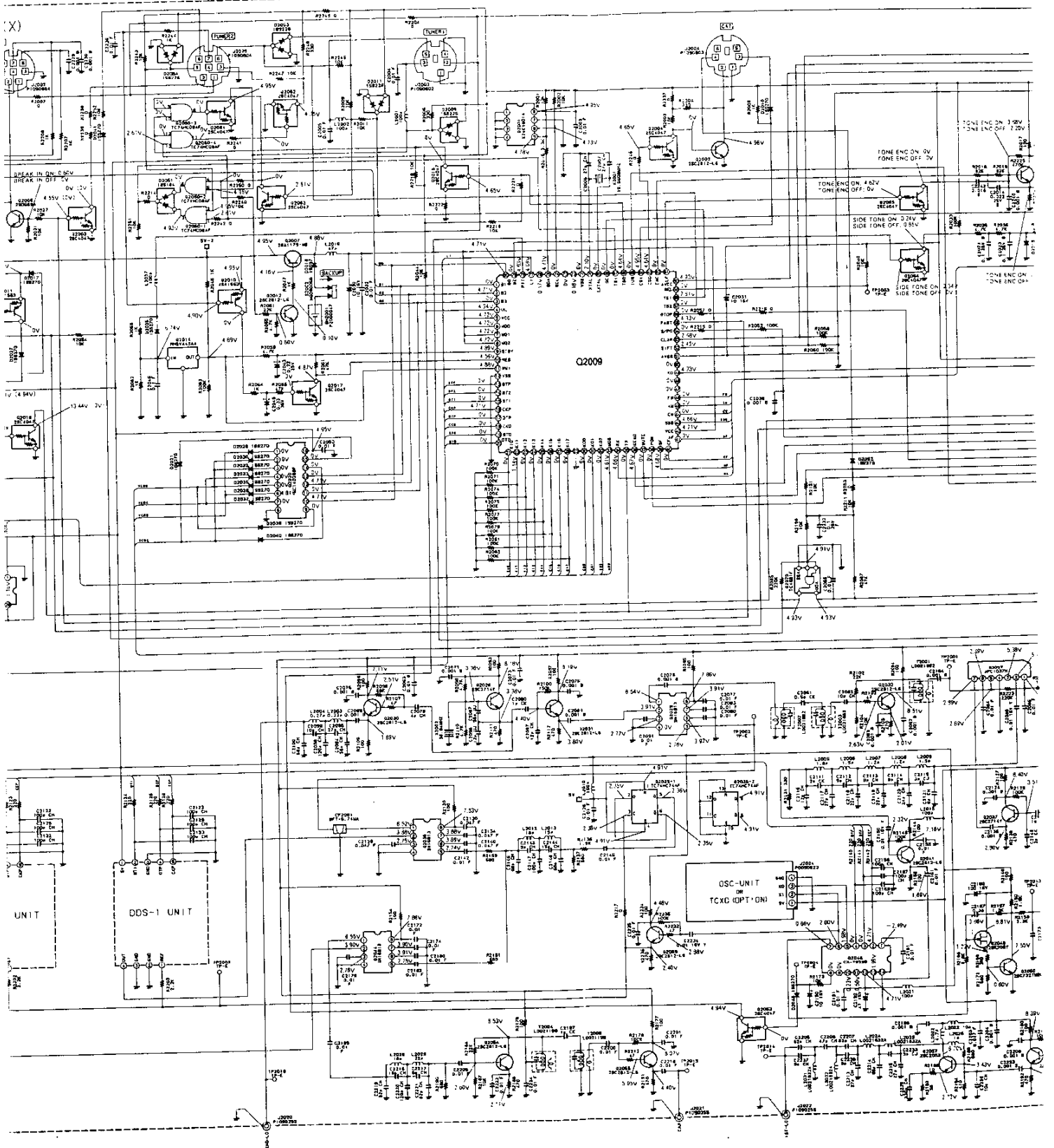
Circuit Diagram

Downloaded by   
 Amateur Radio Directory   
  
[www.hamdirectory.info](http://www.hamdirectory.info)

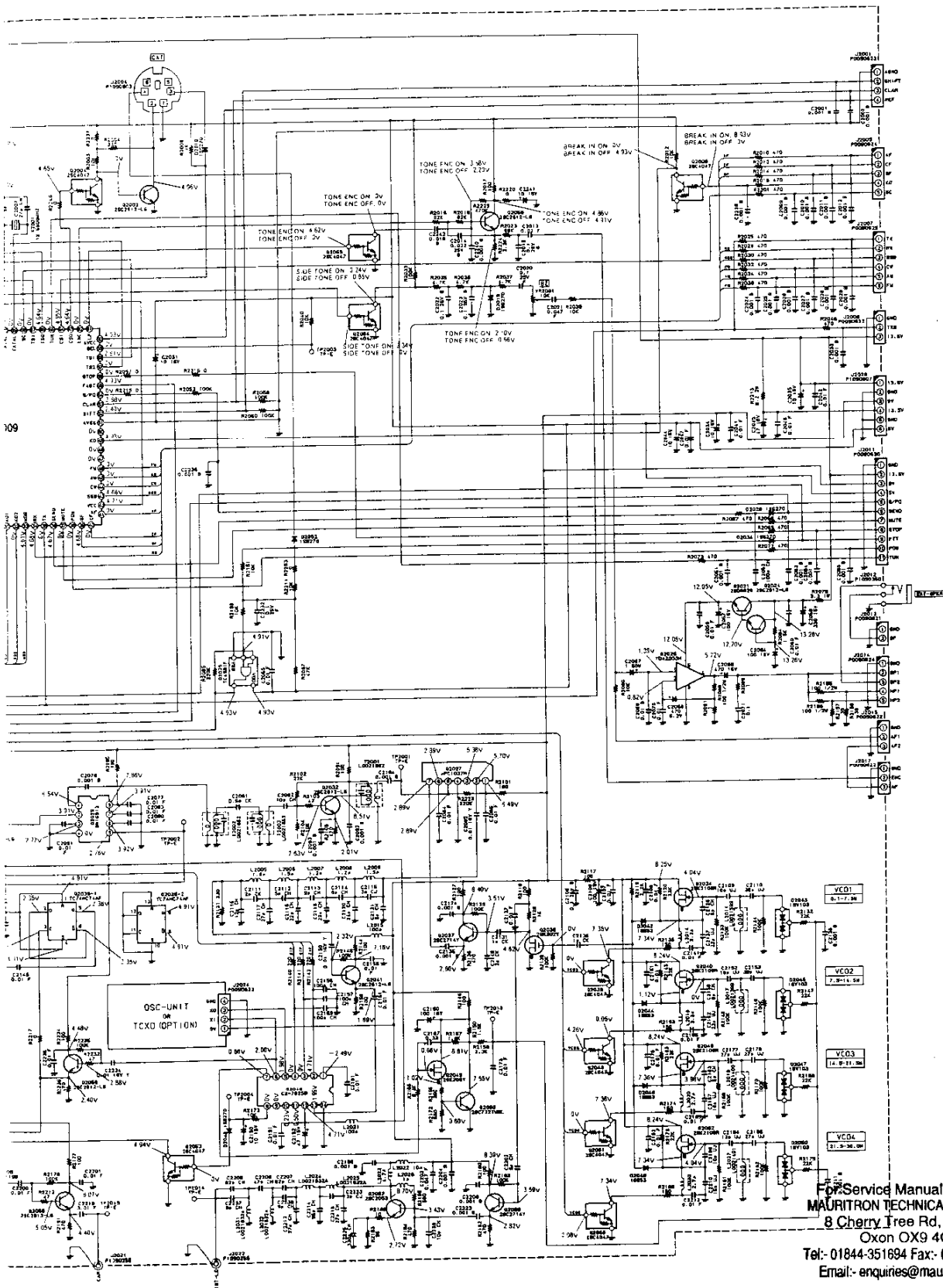


For Service Manuals Contact  
**MAURITRON TECHNICAL SERVICES**  
 8 Cherry Tree Rd, Chinnor  
 Oxon OX9 4QY  
 Tel: 01844-351694 Fax: 01844-352554  
 Email: enquiries@mauritron.co.uk



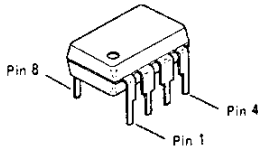


Downloaded by  
Amateur Radio Directory  
www.hamdirectory.info

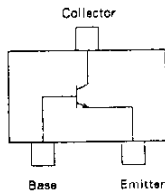


For Service Manuals Contact  
MAURITRON TECHNICAL SERVICES  
8 Cherry Tree Rd, Chinnor  
Oxon OX9 4QY  
Tel: 01844-351894 Fax: 01844-352554  
Email: enquiries@mauritron.co.uk

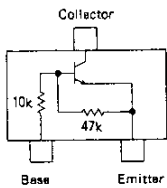
# Parts Layout



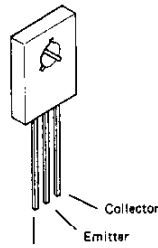
X24C01AP  
(Q2001)  
SN16913P  
(Q2029,2036,2044)



2SC2812 (L6)  
(Q2002,2012,2024,2030,  
2031,2032,2041,2054,  
2055,2059,2066)  
2SC2714Y (JY)  
(Q2028,2037,2056)

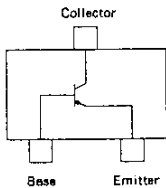


2SC4047 (ZY)  
(Q2003,2004,2005,2015,  
2017,2019,2039,2043,  
2051,2053,2058,2061,  
2062,2063,2064,2065)

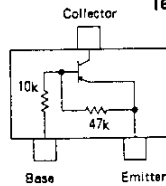


2SD669A  
(Q2006)  
2SD882Q  
(Q2021)

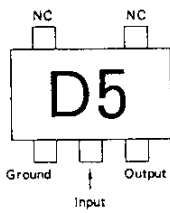
For Service Manuals Contact  
**MAURITRON TECHNICAL SERVICES**  
8 Cherry Tree Rd, Chinnor  
Oxon OX9 4QY  
Tel: 01844-351694 Fax: 01844-352554  
Email: enquiries@mauritron.co.uk



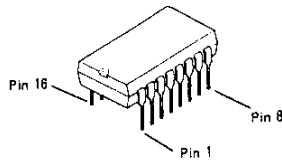
2SA1179 (M6)  
(Q2007)



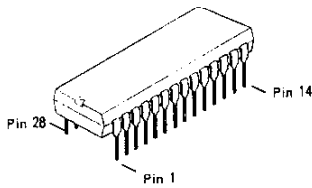
2SA1563 (RL)  
(Q2008,2010,2011,2018)



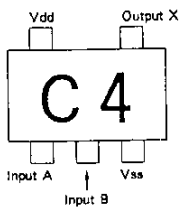
RN5VL45AA (D5)  
(Q2014)



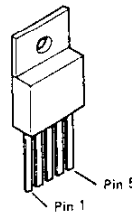
MC14028BFL  
(Q2020)



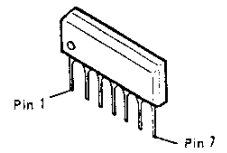
FQ7924  
(Q2023)



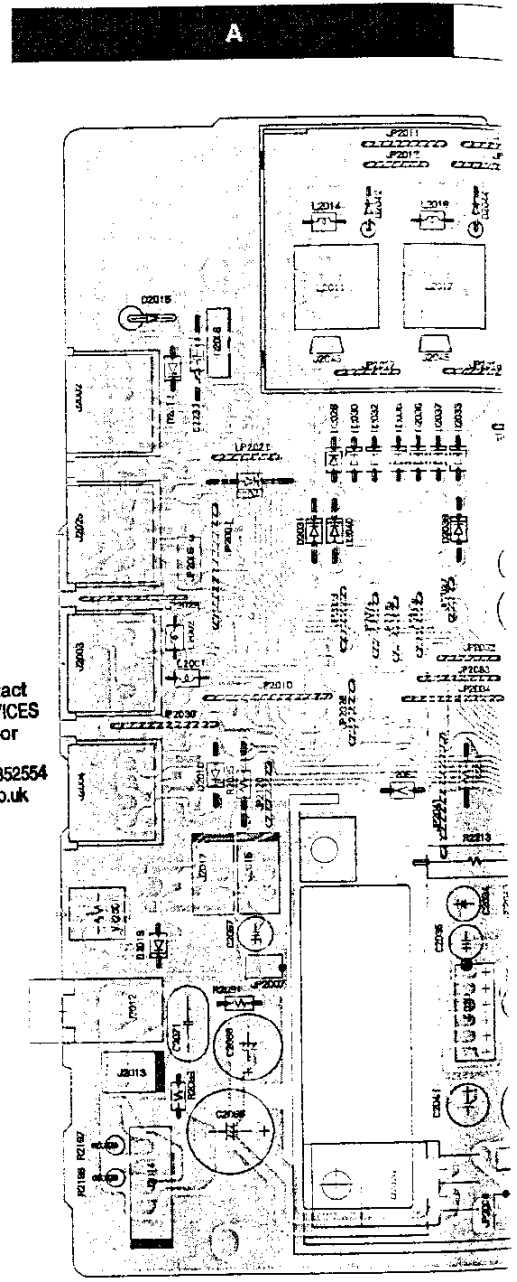
TC4S81F (C4)  
(Q2025)

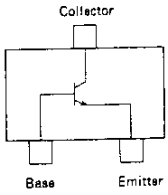


TDA2003H  
(Q2026)

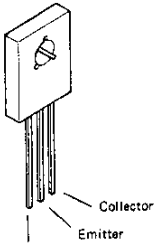


μ PC1037H  
(Q2027)

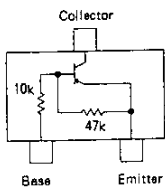




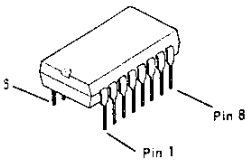
C2812 (L6)  
 2002, 2012, 2024, 2030,  
 2031, 2032, 2041, 2054,  
 2055, 2059, 2066  
 C2714Y (JY)  
 2028, 2037, 2056)



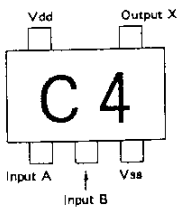
2SD669A (Q2006)  
 2SD882Q (Q2021)



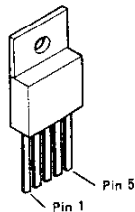
A1563 (RL)  
 2008, 2010, 2011, 2018)



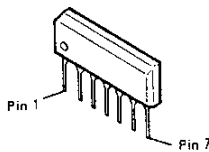
MC14028BFL (Q2020)



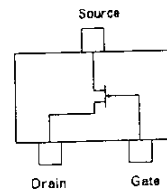
TC4S81F (C4) (Q2025)



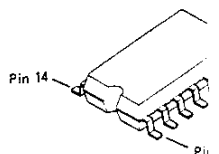
TDA2003H (Q2026)



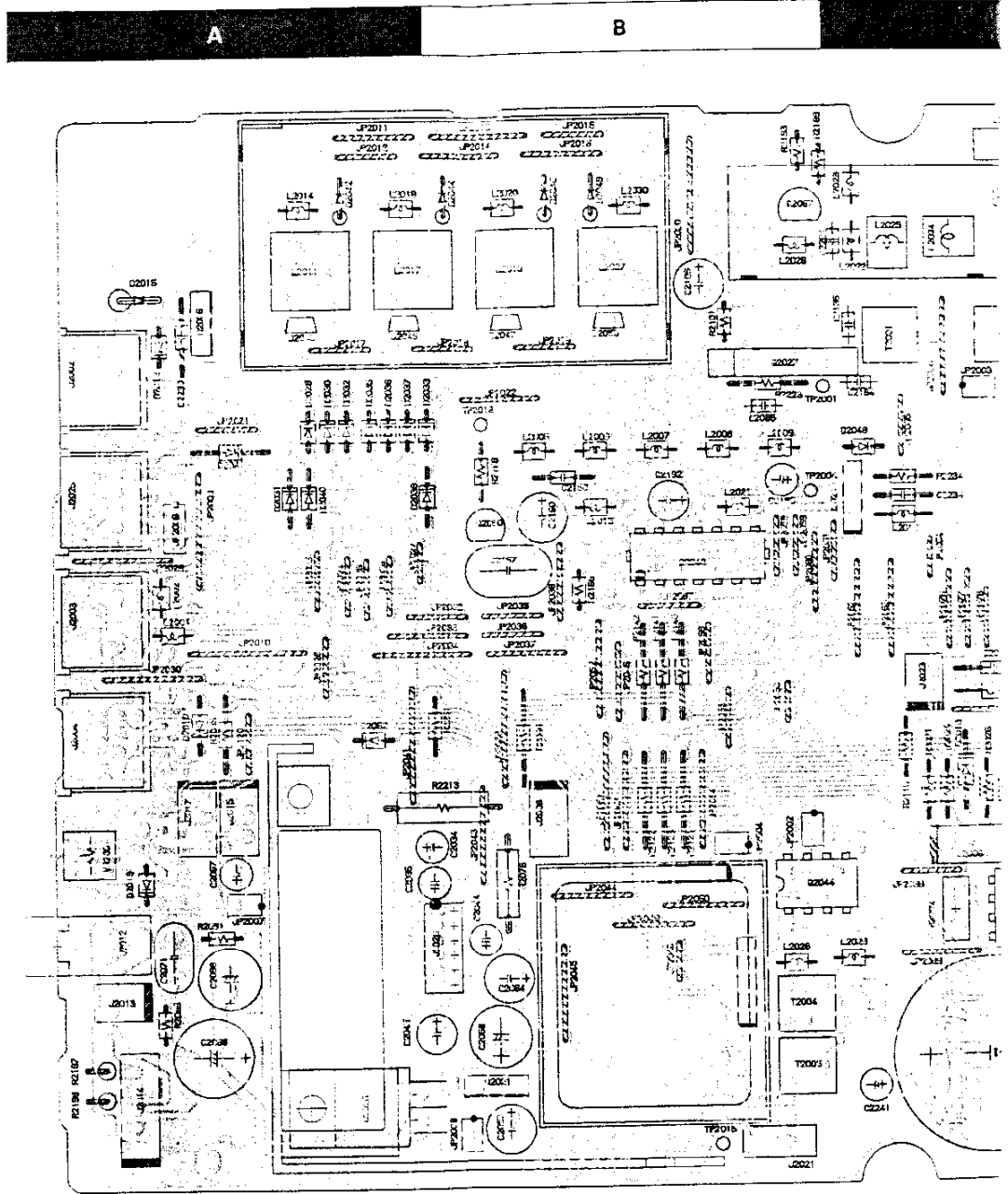
μPC1037H (Q2027)




2SK210GR (YG) (Q2034, 2040, 2046, 2052)



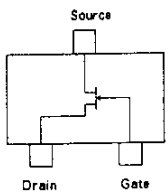
TC74HC74A (Q2035)  
 TC74HC08A (Q2060)



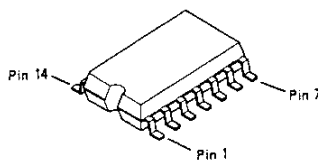
Obverse View of Component Side



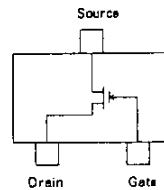
Obverse View of Component Side



2SK210GR (YG)  
(Q2034, 2040, 2046, 2052)




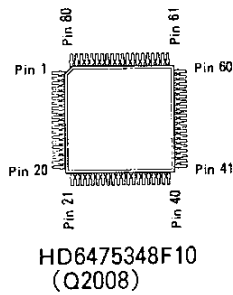
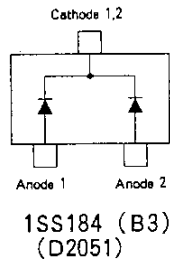
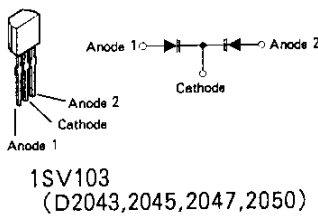
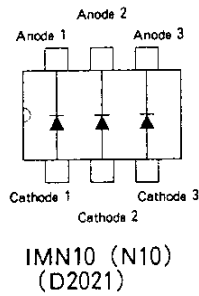
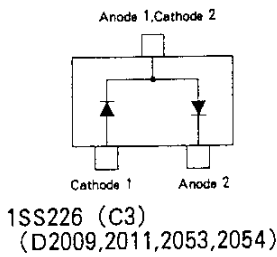
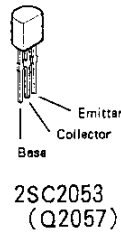
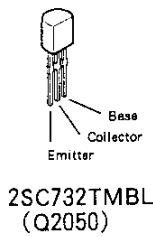
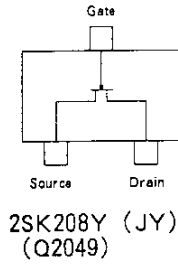
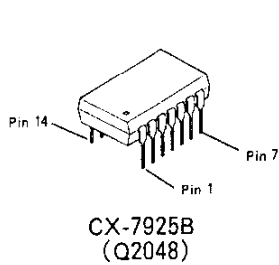
TC74HC74AF  
(Q2035)  
TC74HC08AF  
(Q2060)



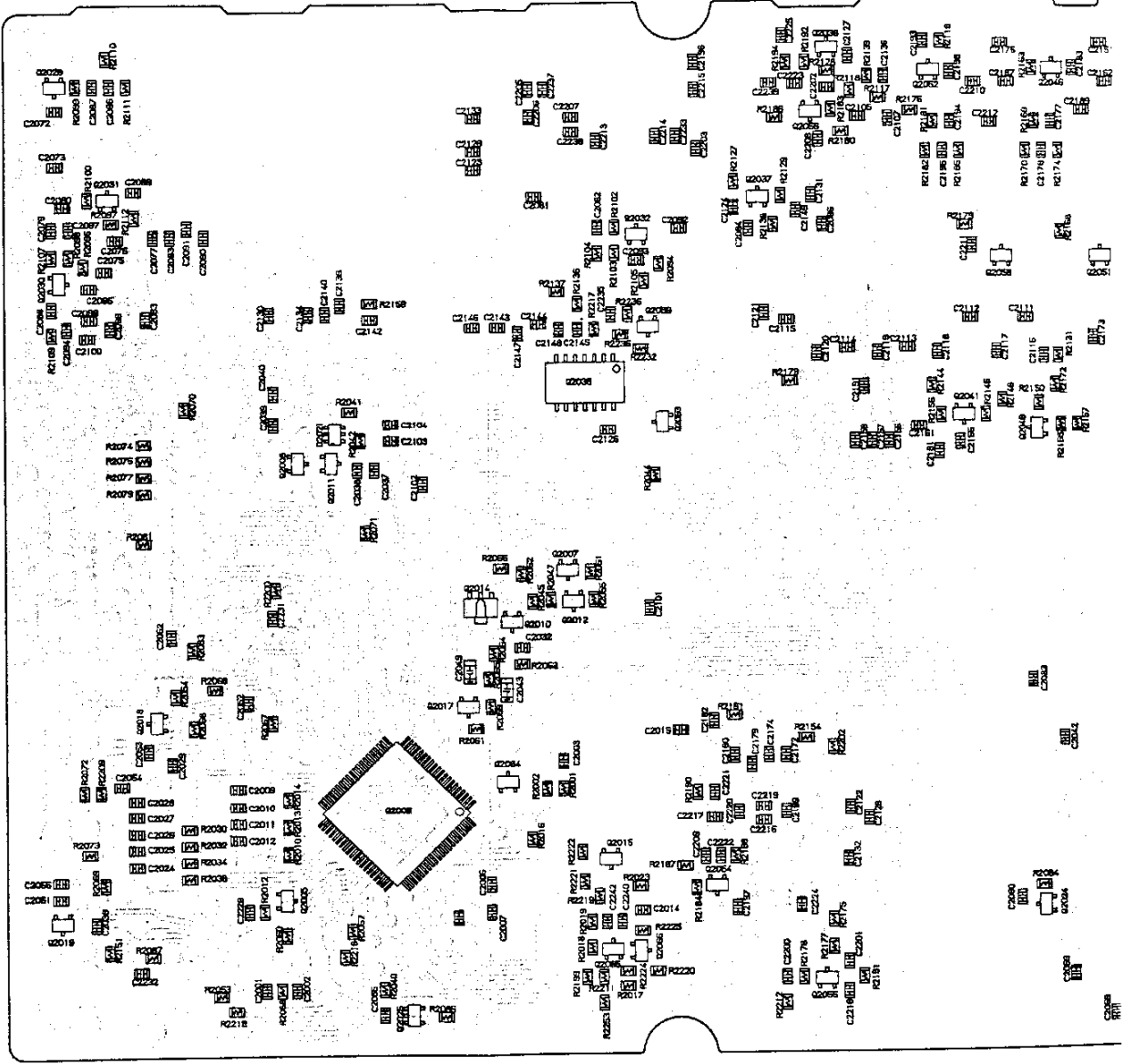
2SK302Y (TY)  
(Q2038)

For Service Manuals Contact  
**MAURITRON TECHNICAL SERVICES**  
8 Cherry Tree Rd, Chinnor  
Oxon OX9 4QY  
Tel: 01844-351694 Fax: 01844-352554  
Email: enquiries@mauritron.co.uk

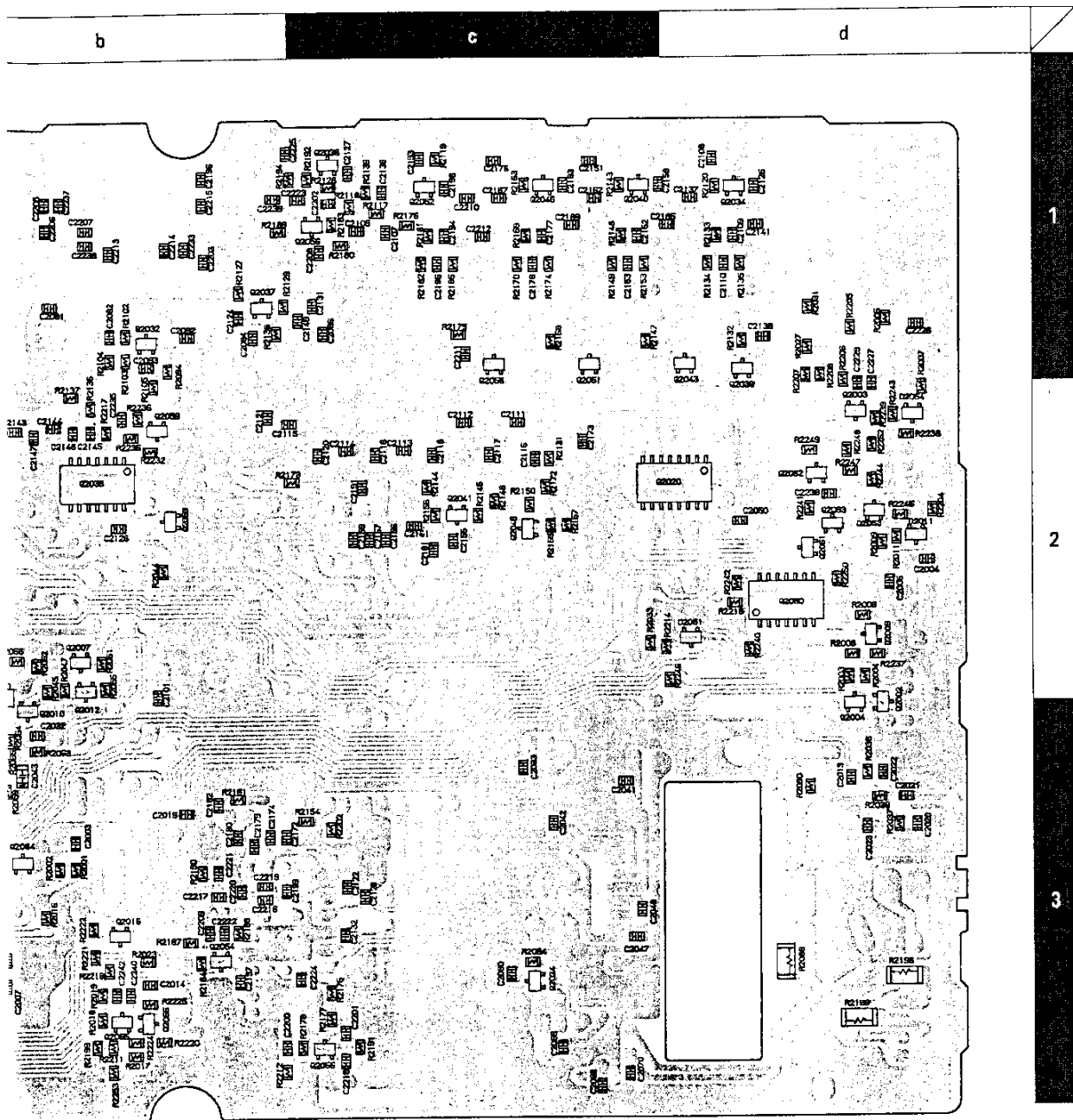
# LOCAL Unit



For Service Manuals Contact  
**MAURITRON TECHNICAL SERVICES**  
 8 Cherry Tree Rd, Chinnor  
 Oxon OX9 4QY  
 Tel:- 01844-351694 Fax:- 01844-352554  
 Email:- enquiries@mauritron.co.uk



Obverse View of Chip Side



Obverse View of Chip Side

For Service Manuals Contact  
**MAURITRON TECHNICAL SERVICES**  
 8 Cherry Tree Rd, Chinnor  
 Oxon OX9 4QY  
 Tel:- 01844-351694 Fax:- 01844-352554  
 Email:- enquires@mauritron.co.uk



## Parts List

REF.	MFR'S DESIG	VALUE	WV	TOL.	DESCRIPTION	YAESU P/N	VERS.	ADDR.
*** LOCAL UNIT ***								
					PCB with Components (W/O R0124131,R0125800,S6000191)	CA1023001		
					PCB with Components (W/ REG,OSC,DDS-1,DDS-2 UNIT)	CP4463001		
					Printed Circuit Board	F3392101		
BH2001	BATTERY HOLDER				CR2032 TYPE	P2000047		
C 2001	CHIP CAP.	0.001uF	50V	B	GRM40B102M50PT	K22170805		
C 2002	CHIP CAP.	0.001uF	50V	B	GRM40B102M50PT	K22170805		
C 2003	CHIP CAP.	0.01uF	50V	F	GRM40F103Z50PT	K22171004		
C 2004	CHIP CAP.	0.01uF	50V	F	GRM40F103Z50PT	K22171004		
C 2005	CHIP CAP.	0.01uF	50V	F	GRM40F103Z50PT	K22171004		
C 2006	CHIP CAP.	27pF	50V	CH	GRM40CH270J50PT	K22170221		
C 2007	CHIP CAP.	27pF	50V	CH	GRM40CH270J50PT	K22170221		
C 2009	CHIP CAP.	0.001uF	50V	B	GRM40B102M50PT	K22170805		
C 2010	CHIP CAP.	0.001uF	50V	B	GRM40B102M50PT	K22170805		
C 2011	CHIP CAP.	0.001uF	50V	B	GRM40B102M50PT	K22170805		
C 2012	CHIP CAP.	0.001uF	50V	B	GRM40B102M50PT	K22170805		
C 2013	CHIP CAP.	0.01uF	50V	F	GRM40F103Z50PT	K22171004		
C 2014	CHIP CAP.	0.022uF	25V	B	GRM40B223K25PT	K22140812		
C 2015	CHIP CAP.	0.1uF	25V	B	GRM40B104M25PT	K22140811		
C 2020	CHIP CAP.	0.1uF	25V	F	GRM40F104Z25PT	K22141005		
C 2021	CHIP CAP.	0.047uF	50V	F	GRM40F473Z50PT	K22171008		
C 2022	CHIP CAP.	0.1uF	25V	B	GRM40B104M25PT	K22140811		
C 2023	CHIP CAP.	0.1uF	25V	B	GRM40B104M25PT	K22140811		
C 2024	CHIP CAP.	0.001uF	50V	B	GRM40B102M50PT	K22170805		
C 2025	CHIP CAP.	0.001uF	50V	B	GRM40B102M50PT	K22170805		
C 2026	CHIP CAP.	0.001uF	50V	B	GRM40B102M50PT	K22170805		
C 2027	CHIP CAP.	0.001uF	50V	B	GRM40B102M50PT	K22170805		
C 2028	CHIP CAP.	0.001uF	50V	B	GRM40B102M50PT	K22170805		
C 2029	CHIP CAP.	0.001uF	50V	B	GRM40B102M50PT	K22170805		
C 2030	AL. ELECTRO. CAP.	10uF	16V		16V100M4X7TR2	K46120004		
C 2031	AL. ELECTRO. CAP.	10uF	16V		16V100M4X7TR2	K46120004		
C 2032	CHIP CAP.	0.01uF	50V	F	GRM40F103Z50PT	K22171004		
C 2033	CHIP CAP.	0.001uF	50V	B	GRM40B102M50PT	K22170805		
C 2034	AL. ELECTRO. CAP.	10uF	16V		16V100M4X7TR2	K46120004		
C 2035	AL. ELECTRO. CAP.	10uF	16V		16V100M4X7TR2	K46120004		
C 2036	CHIP CAP.	0.001uF	50V	B	GRM40B102M50PT	K22170805		
C 2037	CHIP CAP.	0.01uF	50V	F	GRM40F103Z50PT	K22171004		
C 2038	CHIP CAP.	0.01uF	50V	F	GRM40F103Z50PT	K22171004		
C 2039	CHIP CAP.	0.01uF	50V	F	GRM40F103Z50PT	K22171004		
C 2040	CHIP CAP.	0.01uF	50V	F	GRM40F103Z50PT	K22171004		
C 2041	CHIP CAP.	0.01uF	50V	F	GRM40F103Z50PT	K22171004		
C 2042	CHIP CAP.	0.01uF	50V	F	GRM40F103Z50PT	K22171004		
C 2043	TANTALUM CHIP CAP.	0.22uF	35V		TESVA1V224M1-8R	K78160027		
C 2044	AL. ELECTRO. CAP.	10uF	16V		16V100M4X7TR2	K46120004		
C 2045	AL. ELECTRO. CAP.	47uF	16V		RC2-16V470M-T34	K46120010		
C 2046	CERAMIC CAP.	0.1uF	50V	F	UP050F104Z-A-B	K28179003		
C 2047	CHIP CAP.	0.01uF	50V	F	GRM40F103Z50PT	K22171004		
C 2048	CHIP CAP.	0.01uF	50V	F	GRM40F103Z50PT	K22171004		

# LOCAL Unit

REF.	MFGR'S DESIG	VALUE	WV	TOL.	DESCRIPTION	YAESU P/N	VERS.	ADDR.
C 2049	TANTALUM CHIP CAP.	0.33uF	35V		TESVA1V334M1-8R	K78160028		
C 2050	CHIP CAP.	0.01uF	50V	F	GRM40F103Z50PT	K22171004		
C 2051	CHIP CAP.	0.001uF	50V	B	GRM40B102M50PT	K22170805		
C 2052	CHIP CAP.	100pF	50V	CH	GRM40CH101J50PT	K22170235		
C 2053	CHIP CAP.	0.001uF	50V	B	GRM40B102M50PT	K22170805		
C 2054	CHIP CAP.	0.001uF	50V	B	GRM40B102M50PT	K22170805		
C 2055	CHIP CAP.	0.001uF	50V	B	GRM40B102M50PT	K22170805		
C 2057	AL. ELECTRO. CAP.	100uF	16V		16V101M6X7TR2	K46120007		
C 2058	AL. ELECTRO. CAP.	330uF	16V		16V331M8X11TR5	K46120002		
C 2059	CHIP CAP.	0.01uF	50V	F	GRM40F103Z50PT	K22171004		
C 2060	CHIP CAP.	0.01uF	50V	F	GRM40F103Z50PT	K22171004		
C 2062	CHIP CAP.	0.01uF	50V	F	GRM40F103Z50PT	K22171004		
C 2063	CHIP CAP.	0.01uF	50V	B	GRM40B103M50PT	K22170817		
C 2064	AL. ELECTRO. CAP.	100uF	16V		16V101M6X7TR2	K46120007		
C 2065	CHIP CAP.	0.01uF	50V	F	GRM40F103Z50PT	K22171004		
C 2066	AL. ELECTRO. CAP.	470uF	16V		RE2-16V471M	K40129049		
C 2067	AL. ELECTRO. CAP.	1uF	50V		50V010M4X7TR2	K46170030		
C 2068	AL. ELECTRO. CAP.	470uF	6.3V		RE2-6V471M	K40089025		
C 2069	CHIP CAP.	0.01uF	50V	B	GRM40B103M50PT	K22170817		
C 2070	CHIP CAP.	0.01uF	50V	F	GRM40F103Z50PT	K22171004		
C 2071	FILM CAP.	0.1uF	50V		50F2U104M	K50177104		
C 2072	CHIP CAP.	0.001uF	50V	B	GRM40B102M50PT	K22170805		
C 2073	CHIP CAP.	0.01uF	50V	F	GRM40F103Z50PT	K22171004		
C 2074	CERAMIC CAP.	0.1uF	50V	F	UP050F104Z-A-B	K28179003		
C 2075	CHIP CAP.	0.001uF	50V	B	GRM40B102M50PT	K22170805		
C 2076	CHIP CAP.	0.001uF	50V	B	GRM40B102M50PT	K22170805		
C 2077	CHIP CAP.	0.01uF	50V	F	GRM40F103Z50PT	K22171004		
C 2078	CERAMIC CAP.	0.001uF	50V	B	UP050B102K-A-B	K28179001		
C 2079	CHIP CAP.	4pF	50V	CH	GRM40CH040C50PT	K22170205		
C 2080	CHIP CAP.	1pF	50V	CK	GRM40CK010C50PT	K22170202		
C 2081	CHIP CAP.	0.5pF	50V	CK	GRM40CK0R5C50PT	K22170201		
C 2082	CHIP CAP.	10pF	50V	CH	GRM40CH100D50PT	K22170211		
C 2083	CHIP CAP.	0.01uF	50V	F	GRM40F103Z50PT	K22171004		
C 2084	CHIP CAP.	0.01uF	50V	F	GRM40F103Z50PT	K22171004		
C 2085	CERAMIC CAP.	0.01uF	16V	Y	EPO50Y103N-A	K28129001		
C 2086	CHIP CAP.	0.01uF	50V	F	GRM40F103Z50PT	K22171004		
C 2087	CHIP CAP.	56pF	50V	UJ	GRM40UJ560J50PT	K22170329		
C 2088	CHIP CAP.	0.001uF	50V	B	GRM40B102M50PT	K22170805		
C 2089	CHIP CAP.	0.001uF	50V	B	GRM40B102M50PT	K22170805		
C 2090	CHIP CAP.	0.01uF	50V	F	GRM40F103Z50PT	K22171004		
C 2091	CHIP CAP.	0.01uF	50V	F	GRM40F103Z50PT	K22171004		
C 2092	CHIP CAP.	0.001uF	50V	B	GRM40B102M50PT	K22170805		
C 2093	CHIP CAP.	0.001uF	50V	B	GRM40B102M50PT	K22170805		
C 2094	CHIP CAP.	56pF	50V	CH	GRM40CH560J50PT	K22170229		
C 2095	CHIP CAP.	27pF	50V	CH	GRM40CH270J50PT	K22170221		
C 2096	CHIP CAP.	12pF	50V	UJ	GRM40UJ120J50PT	K22170313		
C 2097	CHIP CAP.	12pF	50V	CH	GRM40CH120J50PT	K22170213		
C 2098	CHIP CAP.	120pF	50V	CH	GRM40CH121J50PT	K22170237		
C 2099	CHIP CAP.	10pF	50V	CH	GRM40CH100D50PT	K22170211		
C 2100	CHIP CAP.	68pF	50V	CH	GRM40CH680J50PT	K22170231		
C 2101	CHIP CAP.	100pF	50V	CH	GRM40CH101J50PT	K22170235		
C 2102	CHIP CAP.	100pF	50V	CH	GRM40CH101J50PT	K22170235		
C 2103	CHIP CAP.	100pF	50V	CH	GRM40CH101J50PT	K22170235		

REF.	MFGR'S DESIG	VALUE	WV	TOL.	DESCRIPTION	YAESU P/N	VERS.	ADDR.
C 2104	CHIP CAP.	100pF	50V	CH	GRM40CH101J50PT	K22170235		
C 2105	CHIP CAP.	0.1uF	25V	B	GRM40B104M25PT	K22140811		
C 2106	AL. ELECTRO. CAP.	100uF	16V		16V101M6X7TR2	K46120007		
C 2107	CHIP CAP.	0.01uF	50V	F	GRM40F103Z50PT	K22171004		
C 2108	CHIP CAP.	0.01uF	50V	F	GRM40F103Z50PT	K22171004		
C 2109	CHIP CAP.	10pF	50V	UJ	GRM40UJ100D50PT	K22170311		
C 2110	CHIP CAP.	39pF	50V	UJ	GRM40UJ390J50PT	K22170325		
C 2111	CHIP CAP.	2pF	50V	CK	GRM40CK020C50PT	K22170203		
C 2112	CHIP CAP.	5pF	50V	CH	GRM40CH050C50PT	K22170206		
C 2113	CHIP CAP.	9pF	50V	CH	GRM40CH090D50PT	K22170210		
C 2114	CHIP CAP.	8pF	50V	CH	GRM40CH080D50PT	K22170209		
C 2115	CHIP CAP.	3pF	50V	CJ	GRM40CJ030C50PT	K22170204		
C 2116	CHIP CAP.	12pF	50V	CH	GRM40CH120J50PT	K22170213		
C 2117	CHIP CAP.	27pF	50V	CH	GRM40CH270J50PT	K22170221		
C 2118	CHIP CAP.	22pF	50V	CH	GRM40CH220J50PT	K22170219		
C 2119	CHIP CAP.	22pF	50V	CH	GRM40CH220J50PT	K22170219		
C 2120	CHIP CAP.	24p	50V	CH	GRM40CH240J50PT	K22170220		
C 2121	CHIP CAP.	8pF	50V	CH	GRM40CH080D50PT	K22170209		
C 2122	CHIP CAP.	100pF	50V	CH	GRM40CH101J50PT	K22170235		
C 2123	CHIP CAP.	100pF	50V	CH	GRM40CH101J50PT	K22170235		
C 2124	CHIP CAP.	0.001uF	50V	B	GRM40B102M50PT	K22170805		
C 2125	CHIP CAP.	6pF	50V	CH	GRM40CH060D50PT	K22170207		
C 2126	CHIP CAP.	0.01uF	50V	F	GRM40F103Z50PT	K22171004		
C 2127	CHIP CAP.	0.01uF	50V	F	GRM40F103Z50PT	K22171004		
C 2128	CHIP CAP.	100pF	50V	CH	GRM40CH101J50PT	K22170235		
C 2129	CHIP CAP.	100pF	50V	CH	GRM40CH101J50PT	K22170235		
C 2130	CHIP CAP.	0.047uF	50V	F	GRM40F473Z50PT	K22171008		
C 2131	CHIP CAP.	1pF	50V	CK	GRM40CK010C50PT	K22170202		
C 2132	CHIP CAP.	100pF	50V	CH	GRM40CH101J50PT	K22170235		
C 2133	CHIP CAP.	100pF	50V	CH	GRM40CH101J50PT	K22170235		
C 2134	CHIP CAP.	0.047uF	50V	F	GRM40F473Z50PT	K22171008		
C 2135	CERAMIC CAP.	0.001uF	50V	B	UP050B102K-A-B	K28179001		
C 2136	CHIP CAP.	1pF	50V	CK	GRM40CK010C50PT	K22170202		
C 2137	CHIP CAP.	22pF	50V	UJ	GRM40UJ220J50PT	K22170319		
C 2138	CHIP CAP.	0.001uF	50V	B	GRM40B102M50PT	K22170805		
C 2139	CHIP CAP.	0.047uF	50V	F	GRM40F473Z50PT	K22171008		
C 2140	CHIP CAP.	0.047uF	50V	F	GRM40F473Z50PT	K22171008		
C 2141	CHIP CAP.	0.01uF	50V	F	GRM40F103Z50PT	K22171004		
C 2142	CHIP CAP.	0.01uF	50V	F	GRM40F103Z50PT	K22171004		
C 2143	CHIP CAP.	5pF	50V	CH	GRM40CH050C50PT	K22170206		
C 2144	CHIP CAP.	15pF	50V	CH	GRM40CH150J50PT	K22170215		
C 2145	CHIP CAP.	0.01uF	50V	F	GRM40F103Z50PT	K22171004		
C 2146	CHIP CAP.	68pF	50V	CH	GRM40CH680J50PT	K22170231		
C 2147	CHIP CAP.	100pF	50V	CH	GRM40CH101J50PT	K22170235		
C 2148	CHIP CAP.	68pF	50V	CH	GRM40CH680J50PT	K22170231		
C 2149	CHIP CAP.	2pF	50V	CK	GRM40CK020C50PT	K22170203		
C 2150	CERAMIC CAP.	0.01uF	16V	Y	EP050Y103N-A	K28129001		
C 2151	CHIP CAP.	0.01uF	50V	F	GRM40F103Z50PT	K22171004		
C 2152	CHIP CAP.	18pF	50V	UJ	GRM40UJ180J50PT	K22170317		
C 2153	CHIP CAP.	39pF	50V	UJ	GRM40UJ390J50PT	K22170325		
C 2155	CHIP CAP.	0.01uF	50V	F	GRM40F103Z50PT	K22171004		
C 2156	CHIP CAP.	100pF	50V	CH	GRM40CH101J50PT	K22170235		
C 2157	CHIP CAP.	100pF	50V	CH	GRM40CH101J50PT	K22170235		

# LOCAL Unit

REF.	MFGR'S DESIG	VALUE	WV	TOL.	DESCRIPTION	YAESU P/N	VERS.	ADDR.
C 2158	CHIP CAP.	8pF	50V	CH	GRM40CH080D50PT	K22170209		
C 2159	CHIP CAP.	100pF	50V	CH	GRM40CH101J50PT	K22170235		
C 2160	AL. ELECTRO. CAP.	100uF	16V		16V101M6X7TR2	K46120007		
C 2161	CHIP CAP.	0.01uF	50V	F	GRM40F103Z50PT	K22171004		
C 2162	CHIP CAP.	22pF	50V	UJ	GRM40UJ220J50PT	K22170319		
C 2164	CERAMIC CAP.	0.001uF	50V	B	UP050B102K-A-B	K28179001		
C 2165	CHIP CAP.	0.01uF	50V	F	GRM40F103Z50PT	K22171004		
C 2167	FILM CAP.	0.33uF	50V		50F2D334K	K50170032		
C 2172	CHIP CAP.	0.01uF	50V	F	GRM40F103Z50PT	K22171004		
C 2173	CHIP CAP.	0.01uF	50V	F	GRM40F103Z50PT	K22171004		
C 2174	CHIP CAP.	0.01uF	50V	F	GRM40F103Z50PT	K22171004		
C 2176	CHIP CAP.	0.01uF	50V	F	GRM40F103Z50PT	K22171004		
C 2177	CHIP CAP.	27pF	50V	UJ	GRM40UJ270J50PT	K22170321		
C 2178	CHIP CAP.	27pF	50V	UJ	GRM40UJ270J50PT	K22170321		
C 2179	CHIP CAP.	0.01uF	50V	F	GRM40F103Z50PT	K22171004		
C 2180	CHIP CAP.	0.01uF	50V	F	GRM40F103Z50PT	K22171004		
C 2181	CHIP CAP.	0.01uF	50V	F	GRM40F103Z50PT	K22171004		
C 2182	CHIP CAP.	0.01uF	50V	F	GRM40F103Z50PT	K22171004		
C 2183	CHIP CAP.	8pF	50V	CH	GRM40CH080D50PT	K22170209		
C 2187	CHIP CAP.	18pF	50V	UJ	GRM40UJ180J50PT	K22170317		
C 2189	CHIP CAP.	0.01uF	50V	F	GRM40F103Z50PT	K22171004		
C 2190	AL. ELECTRO. CAP.	10uF	16V		16V100M4X7TR2	K46120004		
C 2191	CHIP CAP.	0.01uF	50V	F	GRM40F103Z50PT	K22171004		
C 2192	AL. ELECTRO. CAP.	47uF	16V		RC2-16V470M-T34	K46120010		
C 2193	CHIP CAP.	0.01uF	50V	F	GRM40F103Z50PT	K22171004		
C 2194	CHIP CAP.	12pF	50V	UJ	GRM40UJ120J50PT	K22170313		
C 2195	CHIP CAP.	27pF	50V	UJ	GRM40UJ270J50PT	K22170321		
C 2196	CHIP CAP.	0.001uF	50V	B	GRM40B102M50PT	K22170805		
C 2197	CHIP CAP.	1pF	50V	CK	GRM40CK010C50PT	K22170202		
C 2198	CHIP CAP.	10pF	50V	UJ	GRM40UJ100D50PT	K22170311		
C 2199	CHIP CAP.	0.01uF	50V	F	GRM40F103Z50PT	K22171004		
C 2200	CHIP CAP.	0.01uF	50V	F	GRM40F103Z50PT	K22171004		
C 2201	CHIP CAP.	0.01uF	50V	F	GRM40F103Z50PT	K22171004		
C 2202	CHIP CAP.	5pF	50V	CH	GRM40CH050C50PT	K22170206		
C 2203	CHIP CAP.	0.047uF	50V	F	GRM40F473Z50PT	K22171008		
C 2204	CERAMIC CAP.	0.001uF	50V	B	UP050B102K-A-B	K28179001		
C 2205	CHIP CAP.	82pF	50V	CH	GRM40CH820J50PT	K22170233		
C 2206	CHIP CAP.	47pF	50V	CH	GRM40CH470J50PT	K22170227		
C 2207	CHIP CAP.	82pF	50V	CH	GRM40CH820J50PT	K22170233		
C 2208	CHIP CAP.	0.001uF	50V	B	GRM40B102M50PT	K22170805		
C 2209	CHIP CAP.	0.01uF	50V	F	GRM40F103Z50PT	K22171004		
C 2210	CHIP CAP.	15pF	50V	UJ	GRM40UJ150J50PT	K22170315		
C 2211	CHIP CAP.	0.001uF	50V	B	GRM40B102M50PT	K22170805		
C 2212	CHIP CAP.	0.01uF	50V	F	GRM40F103Z50PT	K22171004		
C 2213	CHIP CAP.	27pF	50V	CH	GRM40CH270J50PT	K22170221		
C 2214	CHIP CAP.	56pF	50V	CH	GRM40CH560J50PT	K22170229		
C 2215	CHIP CAP.	27pF	50V	CH	GRM40CH270J50PT	K22170221		
C 2216	CHIP CAP.	18pF	50V	CH	GRM40CH180J50PT	K22170217		
C 2217	CHIP CAP.	6pF	50V	CH	GRM40CH060D50PT	K22170207		
C 2218	CHIP CAP.	0.01uF	50V	F	GRM40F103Z50PT	K22171004		
C 2219	CHIP CAP.	82pF	50V	CH	GRM40CH820J50PT	K22170233		
C 2220	CHIP CAP.	120pF	50V	CH	GRM40CH121J50PT	K22170237		
C 2221	CHIP CAP.	82pF	50V	CH	GRM40CH820J50PT	K22170233		

REF.	MFGR'S DESIG	VALUE	WV	TOL.	DESCRIPTION	YAESU P/N	VERS.	ADDR.
C 2222	CHIP CAP.	0.01uF	50V	F	GRM40F103Z50PT	K22171004		
C 2223	CHIP CAP.	0.001uF	50V	B	GRM40B102M50PT	K22170805		
C 2224	CHIP CAP.	0.01uF	50V	F	GRM40F103Z50PT	K22171004		
C 2225	CHIP CAP.	330pF	50V	CH	GRM40CH331J50PT	K22170247		
C 2226	CHIP CAP.	0.001uF	50V	B	GRM40B102M50PT	K22170805		
C 2227	CHIP CAP.	0.001uF	50V	B	GRM40B102M50PT	K22170805		
C 2228	CHIP CAP.	0.001uF	50V	B	GRM40B102M50PT	K22170805		
C 2229	CHIP CAP.	0.001uF	50V	B	GRM40B102M50PT	K22170805		
C 2230	CERAMIC CAP.	0.001uF	50V	B	UP050B102K-A-B	K28179001		
C 2231	CHIP CAP.	0.001uF	50V	B	GRM40B102M50PT	K22170805		
C 2232	CHIP CAP.	0.1uF	25V	F	GRM40F104Z25PT	K22141005		
C 2233	CHIP CAP.	3pF	50V	CJ	GRM40CJ030C50PT	K22170204		
C 2234	CERAMIC CAP.	0.01uF	16V	Y	EP050Y103N-A	K28129001		
C 2235	CHIP CAP.	0.01uF	50V	F	GRM40F103Z50PT	K22171004		
C 2236	CHIP CAP.	0.01uF	50V	F	GRM40F103Z50PT	K22171004		
C 2237	CHIP CAP.	9pF	50V	CH	GRM40CH090D50PT	K22170210		
C 2238	CHIP CAP.	9pF	50V	CH	GRM40CH090D50PT	K22170210		
C 2239	CHIP CAP.	10pF	50V	CH	GRM40CH100D50PT	K22170211		
C 2240	CHIP CAP.	0.001uF	50V	B	GRM40B102M50PT	K22170805		
C 2241	AL. ELECTRO. CAP.	10uF	16V		16V100M4X7TR2	K46120004		
C 2242	CHIP CAP.	0.018uF	50V	B	GRM40B183M50PT	K22170820		
CF2001	CERAMIC FILTER				SFT-5.74MA	H3900390		
D 2009	DIODE				1SS226 TE85R	G2070003		
D 2010	DIODE				1SS270TJ	G2060004		
D 2011	DIODE				1SS226 TE85R	G2070003		
D 2012	DIODE				1SS270TJ	G2060004		
D 2015	DIODE				10D10	G2090002		
D 2017	DIODE				1SS270TJ	G2060004		
D 2018	DIODE				1SS97	G2090118		
D 2019	DIODE				1SS270TJ	G2060004		
D 2021	DIODE				1MN10 T108	G2070078		
D 2023	DIODE				1SS270TJ	G2060004		
D 2024	DIODE				1SS270TJ	G2060004		
D 2025	DIODE				1SS270TJ	G2060004		
D 2026	DIODE				1SS270TJ	G2060004		
D 2027	DIODE				1SS270TJ	G2060004		
D 2028	DIODE				1SS270TJ	G2060004		
D 2029	DIODE				1SS270TJ	G2060004		
D 2030	DIODE				1SS270TJ	G2060004		
D 2031	DIODE				1SS270TJ	G2060004		
D 2032	DIODE				1SS270TJ	G2060004		
D 2033	DIODE				1SS270TJ	G2060004		
D 2034	DIODE				1SS270TJ	G2060004		
D 2035	DIODE				1SS270TJ	G2060004		
D 2036	DIODE				1SS270TJ	G2060004		
D 2037	DIODE				1SS270TJ	G2060004		
D 2039	DIODE				1SS270TJ	G2060004		
D 2040	DIODE				1SS270TJ	G2060004		
D 2041	DIODE				1SS270TJ	G2060004		
D 2042	DIODE				1SS53-TB	G2050008		
D 2043	DIODE				1SV103(TPE4)	G2050013		

**For Service Manuals Contact**  
**MAURITRON TECHNICAL SERVICES**  
 8 Cherry Tree Rd, Chinnor  
 Oxon OX9 4QY  
 Tel:- 01844-351694 Fax:- 01844-352554  
 Email:- enquiries@mauritron.co.uk

# LOCAL Unit

REF.	MFGR'S DESIG	VALUE	WV	TOL.	DESCRIPTION	YAESU P/N	VERS.	ADDR.
D 2044	DIODE				1SS53-TB	G2050008		
D 2045	DIODE				1SV103(TPE4)	G2050013		
D 2046	DIODE				1SS53-TB	G2050008		
D 2047	DIODE				1SV103(TPE4)	G2050013		
D 2048	DIODE				1SS270TJ	G2060004		
D 2049	DIODE				1SS53-TB	G2050008		
D 2050	DIODE				1SV103(TPE4)	G2050013		
D 2051	DIODE				1SS184 TE85R	G2070009		
D 2052	DIODE				1SS270TJ	G2060004		
D 2053	DIODE				1SS226 TE85R	G2070003		
D 2054	DIODE				1SS226 TE85R	G2070003		
<b>For Service Manuals Contact MAURITRON TECHNICAL SERVICES 8 Cherry Tree Rd, Chinnor Oxon OX9 4QY Tel:- 01844-351694 Fax:- 01844-352554 Email:- enquiries@mauritron.co.uk</b>								
J 2001	CONNECTOR				SC25-04WS	P0090623		
J 2002	CONNECTOR				CSK-M50-08	P1090804		
J 2003	CONNECTOR				CSK-M50-05	P1090802		
J 2004	CONNECTOR				CSK-M50-06	P1090803		
J 2005	CONNECTOR				SC25-05WS	P0090624		
J 2006	CONNECTOR				SC25-04WS	P0090623		
J 2007	CONNECTOR				SC25-06WS	P0090625		
J 2008	CONNECTOR				SC25-03WS	P0090622		
J 2009	CONNECTOR				SC25-05WS	P0090624		
J 2010	CONNECTOR				SC25-12WS	P0090631		
J 2011	CONNECTOR				SC25-11WS	P0090630		
J 2012	CONNECTOR				SG8035#01	P1090350		
J 2013	CONNECTOR				SC25-02WS	P0090621		
J 2014	CONNECTOR				SC25-05WS	P0090624		
J 2015	CONNECTOR				SC25-03WS	P0090622		
J 2016	CONNECTOR				SC25-04WS	P0090623		
J 2017	CONNECTOR				SC25-03WS	P0090622		
J 2018	CONNECTOR				SC25-05WS	P0090624		
J 2020	CONNECTOR				TMP-J01X-A2	P1090255		
J 2021	CONNECTOR				TMP-J01X-A2	P1090255		
J 2022	CONNECTOR				TMP-J01X-A2	P1090255		
J 2023	CONNECTOR				SC25-02WS	P0090621		
J 2024	CONNECTOR				3022-04B	P0090523		
J 2025	CONNECTOR				CSK-M50-08	P1090804		
J 2026	CONNECTOR				1MSA-9117S-06A	P1090807		
L 2001	M. RFC	100uH			LAP02TA101K	L1790070		
L 2002	M. RFC	100uH			LAP02TA101K	L1790070		
L 2003	M. RFC	0. 22uH			LAP02TAR22K	L1790038		
L 2004	M. RFC	0. 27uH			LAP02TAR27K	L1790039		
L 2005	M. RFC	1. 8uH			LAP02TA1R8K	L1790049		
L 2006	M. RFC	1. 5uH			LAP02TA1R5K	L1790048		
L 2007	M. RFC	1. 2uH			LAP02TA1R2K	L1790047		
L 2008	M. RFC	1. 2uH			LAP02TA1R2K	L1790047		
L 2009	M. RFC	1. 5uH			LAP02TA1R5K	L1790048		
L 2010	M. RFC	150uH			LAP02TA151K	L1790072		
L 2011	COIL				50. 0M	L0021599		
L 2012	M. RFC	18uH			LAP02TA180K	L1790061		
L 2013	M. RFC	15uH			LAP02TA150K	L1790060		
L 2014	M. RFC	3. 3uH			LAP02TA3R3K	L1790052		
L 2015	M. RFC	100uH			LAP02TA101K	L1790070		

# LOCAL Unit

REF.	MFR'S DESIG	VALUE	WV	TOL.	DESCRIPTION	YAESU P/N	VERS.	ADDR.
L 2016	M. RFC	47uH			LAP02TA470K	L1790066		
L 2017	COIL				0. 42U	L0021399		
L 2018	M. RFC	3. 3uH			LAP02TA3R3K	L1790052		
L 2019	COIL				0. 36U	L0021400		
L 2020	M. RFC	2. 7uH			LAP02TA2R7K	L1790051		
L 2021	M. RFC	100uH			LAP02TA101K	L1790070		
L 2022	M. RFC	10uH			LAP02TA100K	L1790058		
L 2023	M. RFC	4. 7uH			LAP02TA4R7K	L1790054		
L 2024	COIL				5. 5T5. ODO. 6UEW R	L0021832A		
L 2025	COIL				5. 5T5. ODO. 6UEW R	L0021832A		
L 2026	M. RFC	1uH			LAP02TA1R0K	L1790046		
L 2027	COIL				0. 28U	L0021401		
L 2028	M. RFC	18uH			LAP02TA180K	L1790061		
L 2029	M. RFC	22uH			LAP02TA220K	L1790062		
L 2030	M. RFC	2. 7uH			LAP02TA2R7K	L1790051		
L 2031	COIL				5. 5T5. ODO. 6UEW R	L0021832A		
L 2032	COIL				5. 5T5. ODO. 6UEW R	L0021832A		
L 2033	M. RFC	100uH			LAP02TA101K	L1790070		
L 2034	M. RFC	100uH			LAP02TA101K	L1790070		
L 2035	M. RFC	100uH			LAP02TA101K	L1790070		
L 2036	M. RFC	100uH			LAP02TA101K	L1790070		
L 2037	M. RFC	100uH			LAP02TA101K	L1790070		
Q 2001	IC				X24C01AP	G1091615		C-3
Q 2002	TRANSISTOR				2SC2812L6-TA	G3328127F		d-3
Q 2003	TRANSISTOR				2SC4047-TA	G3340477		d-2
Q 2004	TRANSISTOR				2SC4047-TA	G3340477		d-3
Q 2005	TRANSISTOR				2SC4047-TA	G3340477		a-3
Q 2006	TRANSISTOR				2SD669A	G3406691		A-1
Q 2007	TRANSISTOR				2SA1179M6-TA	G3111797F		b-2
Q 2008	TRANSISTOR				2SA1563-TB	G3115638		a-2
Q 2009	IC				HD6475348F10	G1091769		a-3
Q 2010	TRANSISTOR				2SA1563-TB	G3115638		b-3
Q 2011	TRANSISTOR				2SA1563-TB	G3115638		a-2
Q 2012	TRANSISTOR				2SC2812L6-TA	G3328127F		b-2
Q 2014	IC				RH5VA45AA-T1	G1090966		b-2
Q 2015	TRANSISTOR				2SC4047-TA	G3340477		b-3
Q 2017	TRANSISTOR				2SC4047-TA	G3340477		b-3
Q 2018	TRANSISTOR				2SA1563-TB	G3115638		a-3
Q 2019	TRANSISTOR				2SC4047-TA	G3340477		a-3
Q 2020	IC				MC14028BFL	G1090998		c-2
Q 2021	TRANSISTOR				2SD882Q	G3408820Q		B-3
Q 2023	IC				FQ7924	G1091080		D-2
Q 2024	TRANSISTOR				2SC2812L6-TA	G3328127F		c-3
Q 2025	IC				TC4S81F TE85R	G1090895		b-3
Q 2026	IC				TDA2003H	G1090815		A-3
Q 2027	IC				UPC1037H	G1090101		B-1
Q 2028	TRANSISTOR				2SC2714YTE85R	G3327147Y		a-1
Q 2029	IC				SN16913P	G1090012		D-1
Q 2030	TRANSISTOR				2SC2812L6-TA	G3328127F		a-2
Q 2031	TRANSISTOR				2SC2812L6-TA	G3328127F		a-1
Q 2032	TRANSISTOR				2SC2812L6-TA	G3328127F		b-1
Q 2034	FET				2SK210GR TE85R	G3802107G		d-1

# LOCAL Unit

REF.	MFGR'S DESIG	VALUE	WV	TOL.	DESCRIPTION	YAESU P/N	VERS.	ADDR.
Q 2035	IC				TC74HC74AF EL	G1091446		b-2
Q 2036	IC				SN16913P	G1090012		C-2
Q 2037	TRANSISTOR				2SC2714YTE85R	G3327147Y		b-1
Q 2038	FET				2SK302Y TE85R	G3803027Y		c-1
Q 2039	TRANSISTOR				2SC4047-TA	G3340477		d-1
Q 2040	FET				2SK210GR TE85R	G3802107G		c-1
Q 2041	TRANSISTOR				2SC2812L6-TA	G3328127F		c-2
Q 2043	TRANSISTOR				2SC4047-TA	G3340477		d-1
Q 2044	IC				SN16913P	G1090012		B-3
Q 2046	FET				2SK210GR TE85R	G3802107G		c-1
Q 2048	IC				CX-7925B	G1090834		B-2
Q 2049	FET				2SK208Y TE85R	G3802087Y		c-2
Q 2050	TRANSISTOR				2SC732TMBL	G3307320B		B-2
Q 2051	TRANSISTOR				2SC4047-TA	G3340477		c-1
Q 2052	FET				2SK210GR TE85R	G3802107G		c-1
Q 2053	TRANSISTOR				2SC4047-TA	G3340477		b-2
Q 2054	TRANSISTOR				2SC2812L6-TA	G3328127F		b-3
Q 2055	TRANSISTOR				2SC2812L6-TA	G3328127F		c-3
Q 2056	TRANSISTOR				2SC2714YTE85R	G3327147Y		c-1
Q 2057	TRANSISTOR				2SC2053	G3320530		B-1
Q 2058	TRANSISTOR				2SC4047-TA	G3340477		c-1
Q 2059	TRANSISTOR				2SC2812L6-TA	G3328127F		b-2
Q 2060	IC				TC74HC08AF TP2	G1090975		d-2
Q 2061	TRANSISTOR				2SC4047-TA	G3340477		d-2
Q 2062	TRANSISTOR				2SC4047-TA	G3340477		d-2
Q 2063	TRANSISTOR				2SC4047-TA	G3340477		d-2
Q 2064	TRANSISTOR				2SC4047-TA	G3340477		b-3
Q 2065	TRANSISTOR				2SC4047-TA	G3340477		b-3
Q 2066	TRANSISTOR				2SC2812L6-TA	G3328127F		b-3
<p><b>For Service Manuals Contact</b>  <b>MAURITRON TECHNICAL SERVICES</b>  <b>8 Cherry Tree Rd, Chinnor</b>  <b>Oxon OX9 4QY</b>  <b>Tel:- 01844-351694 Fax:- 01844-352554</b>  <b>Email:- enquiries@mauritron.co.uk</b></p>								
R 2001	CHIP RES.	10K	1/10W	5%	RMC1/10T 103J	J24205103		
R 2002	CHIP RES.	10K	1/10W	5%	RMC1/10T 103J	J24205103		
R 2003	CHIP RES.	10K	1/10W	5%	RMC1/10T 103J	J24205103		
R 2004	CHIP RES.	330	1/10W	5%	RMC1/10T 331J	J24205331		
R 2005	CHIP RES.	10K	1/10W	5%	RMC1/10T 103J	J24205103		
R 2006	CHIP RES.	330	1/10W	5%	RMC1/10T 331J	J24205331		
R 2007	CHIP RES.	0	1/10W	5%	RMC1/10T 000J	J24205000		
R 2008	CHIP RES.	1K	1/10W	5%	RMC1/10T 102J	J24205102		
R 2009	CHIP RES.	10K	1/10W	5%	RMC1/10T 103J	J24205103		
R 2010	CHIP RES.	470	1/10W	5%	RMC1/10T 471J	J24205471		
R 2011	CHIP RES.	10K	1/10W	5%	RMC1/10T 103J	J24205103		
R 2012	CHIP RES.	10K	1/10W	5%	RMC1/10T 103J	J24205103		
R 2013	CHIP RES.	470	1/10W	5%	RMC1/10T 471J	J24205471		
R 2014	CHIP RES.	470	1/10W	5%	RMC1/10T 471J	J24205471		
R 2015	CARBON FILM RES.	470	1/6W	5%	RD16TPJ471	J07225471		
R 2016	CHIP RES.	3.3K	1/10W	5%	RMC1/10T 332J	J24205332		
R 2017	CHIP RES.	100	1/10W	5%	RMC1/10T 101J	J24205101		
R 2018	CHIP RES.	82K	1/10W	5%	RMC1/10T 823J	J24205823		
R 2019	CHIP RES.	82K	1/10W	5%	RMC1/10T 823J	J24205823		
R 2021	CARBON FILM RES.	10K	1/6W	5%	RD16TPJ103	J07225103		
R 2023	CHIP RES.	68K	1/10W	5%	RMC1/10T 683J	J24205683		
R 2024	CARBON FILM RES.	10K	1/6W	5%	RD16TPJ103	J07225103		
R 2025	CARBON FILM RES.	470	1/6W	5%	RD16TPJ471	J07225471		



# LOCAL Unit

REF.	MFGR'S DESIG	VALUE	WV	TOL.	DESCRIPTION	YAESU P/N	VERS.	ADDR.
R 2026	CARBON FILM RES.	10K	1/6W	5%	RD16TPJ103	J07225103		
R 2027	CHIP RES.	10K	1/10W	5%	RMC1/10T 103J	J24205103		
R 2028	CARBON FILM RES.	470	1/6W	5%	RD16TPJ471	J07225471		
R 2029	CARBON FILM RES.	10K	1/6W	5%	RD16TPJ103	J07225103		
R 2030	CHIP RES.	470	1/10W	5%	RMC1/10T 471J	J24205471		
R 2031	CHIP RES.	10K	1/10W	5%	RMC1/10T 103J	J24205103		
R 2032	CHIP RES.	470	1/10W	5%	RMC1/10T 471J	J24205471		
R 2033	CHIP RES.	100K	1/10W	5%	RMC1/10T 104J	J24205104		
R 2034	CHIP RES.	470	1/10W	5%	RMC1/10T 471J	J24205471		
R 2035	CARBON FILM RES.	4.7K	1/6W	5%	RD16TPJ472	J07225472		
R 2036	CHIP RES.	4.7K	1/10W	5%	RMC1/10T 472J	J24205472		
R 2037	CHIP RES.	4.7K	1/10W	5%	RMC1/10T 472J	J24205472		
R 2038	CHIP RES.	470	1/10W	5%	RMC1/10T 471J	J24205471		
R 2039	CHIP RES.	10K	1/10W	5%	RMC1/10T 103J	J24205103		
R 2040	CHIP RES.	10K	1/10W	5%	RMC1/10T 103J	J24205103		
R 2041	CHIP RES.	1K	1/10W	5%	RMC1/10T 102J	J24205102		
R 2042	CHIP RES.	1K	1/10W	5%	RMC1/10T 102J	J24205102		
R 2044	CHIP RES.	10K	1/10W	5%	RMC1/10T 103J	J24205103		
R 2045	CHIP RES.	1K	1/10W	5%	RMC1/10T 102J	J24205102		
R 2046	CARBON FILM RES.	470	1/6W	5%	RD16TPJ471	J07225471		
R 2047	CHIP RES.	1K	1/10W	5%	RMC1/10T 102J	J24205102		
R 2051	CHIP RES.	22K	1/10W	5%	RMC1/10T 223J	J24205223		
R 2053	CHIP RES.	100K	1/10W	5%	RMC1/10T 104J	J24205104		
R 2054	CHIP RES.	10K	1/10W	5%	RMC1/10T 103J	J24205103		
R 2055	CHIP RES.	4.7K	1/10W	5%	RMC1/10T 472J	J24205472		
R 2056	CHIP RES.	1K	1/10W	5%	RMC1/10T 102J	J24205102		
R 2057	CHIP RES.	0	1/10W	5%	RMC1/10T 000J	J24205000		
R 2058	CHIP RES.	100K	1/10W	5%	RMC1/10T 104J	J24205104		
R 2059	CHIP RES.	4.7K	1/10W	5%	RMC1/10T 472J	J24205472		
R 2060	CHIP RES.	100K	1/10W	5%	RMC1/10T 104J	J24205104		
R 2061	CHIP RES.	47K	1/10W	5%	RMC1/10T 473J	J24205473		
R 2062	CHIP RES.	1K	1/10W	5%	RMC1/10T 102J	J24205102		
R 2063	CHIP RES.	100K	1/10W	5%	RMC1/10T 104J	J24205104		
R 2064	CHIP RES.	1K	1/10W	5%	RMC1/10T 102J	J24205102		
R 2065	CHIP RES.	47K	1/10W	5%	RMC1/10T 473J	J24205473		
R 2066	CHIP RES.	1K	1/10W	5%	RMC1/10T 102J	J24205102		
R 2067	CHIP RES.	470	1/10W	5%	RMC1/10T 471J	J24205471		
R 2068	CHIP RES.	470	1/10W	5%	RMC1/10T 471J	J24205471		
R 2069	CHIP RES.	470	1/10W	5%	RMC1/10T 471J	J24205471		
R 2070	CHIP RES.	100K	1/10W	5%	RMC1/10T 104J	J24205104		
R 2071	CHIP RES.	100K	1/10W	5%	RMC1/10T 104J	J24205104		
R 2072	CHIP RES.	470	1/10W	5%	RMC1/10T 471J	J24205471		
R 2073	CHIP RES.	470	1/10W	5%	RMC1/10T 471J	J24205471		
R 2074	CHIP RES.	100K	1/10W	5%	RMC1/10T 104J	J24205104		
R 2075	CHIP RES.	100K	1/10W	5%	RMC1/10T 104J	J24205104		
R 2077	CHIP RES.	100K	1/10W	5%	RMC1/10T 104J	J24205104		
R 2078	METAL FILM RES.	3.3	1W	5%	ERX-1SJ3R3P	J22309020		
R 2079	CHIP RES.	100K	1/10W	5%	RMC1/10T 104J	J24205104		
R 2081	CHIP RES.	100K	1/10W	5%	RMC1/10T 104J	J24205104		
R 2083	CHIP RES.	100K	1/10W	5%	RMC1/10T 104J	J24205104		
R 2084	CHIP RES.	1.5K	1/10W	5%	RMC1/10T 152J	J24205152		
R 2085	CHIP RES.	220K	1/10W	5%	RMC1/10T 224J	J24205224		
R 2087	CHIP RES.	47K	1/10W	5%	RMC1/10T 473J	J24205473		

# LOCAL Unit

For Service Manuals Contact  
**MAURITRON TECHNICAL SERVICES**  
 8 Cherry Tree Rd, Chinnor  
 Oxon OX9 4QY  
 Tel: 01844-351694 Fax: 01844-352554  
 Email: enquires@mauritron.co.uk

REF.	MFGR'S DESIG	VALUE	WV	TOL.	DESCRIPTION	YAESU P/N	VERS.	ADDR.
R 2088	CHIP RES.	100	1/2W	5%	RMC1/2 101JCTP	J24275101		
R 2089	CARBON FILM RES.	1	1/6W	5%	RD16TPJ010 1	J07225010		
R 2090	CHIP RES.	10K	1/10W	5%	RMC1/10T 103J	J24205103		
R 2091	CARBON FILM RES.	1	1/6W	5%	RD16TPJ010	J07225010		
R 2092	CARBON FILM RES.	10	1/6W	5%	RD16TPJ100	J07225100		
R 2093	CARBON FILM RES.	100	1/6W	5%	RD16TPJ101	J07225101		
R 2094	CHIP RES.	100	1/10W	5%	RMC1/10T 101J	J24205101		
R 2095	CARBON FILM RES.	100	1/6W	5%	RD16TPJ101	J07225101		
R 2096	CHIP RES.	100	1/10W	5%	RMC1/10T 101J	J24205101		
R 2097	CHIP RES.	100	1/10W	5%	RMC1/10T 101J	J24205101		
R 2098	CHIP RES.	68K	1/10W	5%	RMC1/10T 683J	J24205683		
R 2099	CHIP RES.	4.7K	1/10W	5%	RMC1/10T 472J	J24205472		
R 2100	CHIP RES.	150K	1/10W	5%	RMC1/10T 154J	J24205154		
R 2101	CARBON FILM RES.	180	1/6W	5%	RD16TPJ181	J07225181		
R 2102	CHIP RES.	22K	1/10W	5%	RMC1/10T 223J	J24205223		
R 2103	CHIP RES.	47	1/10W	5%	RMC1/10T 470J	J24205470		
R 2104	CHIP RES.	10K	1/10W	5%	RMC1/10T 103J	J24205103		
R 2105	CHIP RES.	470	1/10W	5%	RMC1/10T 471J	J24205471		
R 2106	CARBON FILM RES.	470	1/6W	5%	RD16TPJ471	J07225471		
R 2107	CHIP RES.	47	1/10W	5%	RMC1/10T 470J	J24205470		
R 2108	CARBON FILM RES.	470	1/6W	5%	RD16TPJ471	J07225471		
R 2109	CHIP RES.	100	1/10W	5%	RMC1/10T 101J	J24205101		
R 2110	CHIP RES.	4.7K	1/10W	5%	RMC1/10T 472J	J24205472		
R 2111	CHIP RES.	470	1/10W	5%	RMC1/10T 471J	J24205471		
R 2112	CHIP RES.	470	1/10W	5%	RMC1/10T 471J	J24205471		
R 2114	CARBON FILM RES.	470	1/6W	5%	RD16TPJ471	J07225471		
R 2115	CARBON FILM RES.	470	1/6W	5%	RD16TPJ471	J07225471		
R 2117	CHIP RES.	100	1/10W	5%	RMC1/10T 101J	J24205101		
R 2118	CHIP RES.	100	1/10W	5%	RMC1/10T 101J	J24205101		
R 2119	CHIP RES.	2.2K	1/10W	5%	RMC1/10T 222J	J24205222		
R 2120	CHIP RES.	22K	1/10W	5%	RMC1/10T 223J	J24205223		
R 2121	CARBON FILM RES.	220	1/6W	5%	RD16TPJ221	J07225221		
R 2122	CARBON FILM RES.	220	1/6W	5%	RD16TPJ221	J07225221		
R 2123	CARBON FILM RES.	220	1/6W	5%	RD16TPJ221	J07225221		
R 2124	CARBON FILM RES.	220	1/6W	5%	RD16TPJ221	J07225221		
R 2125	CARBON FILM RES.	220	1/6W	5%	RD16TPJ221	J07225221		
R 2126	CARBON FILM RES.	220	1/6W	5%	RD16TPJ221	J07225221		
R 2127	CHIP RES.	100	1/10W	5%	RMC1/10T 101J	J24205101		
R 2128	CHIP RES.	1K	1/10W	5%	RMC1/10T 102J	J24205102		
R 2129	CHIP RES.	100K	1/10W	5%	RMC1/10T 104J	J24205104		
R 2130	CARBON FILM RES.	100	1/6W	5%	RD16TPJ101	J07225101		
R 2131	CHIP RES.	330	1/10W	5%	RMC1/10T 331J	J24205331		
R 2132	CHIP RES.	22K	1/10W	5%	RMC1/10T 223J	J24205223		
R 2133	CHIP RES.	100K	1/10W	5%	RMC1/10T 104J	J24205104		
R 2134	CHIP RES.	100K	1/10W	5%	RMC1/10T 104J	J24205104		
R 2135	CHIP RES.	150	1/10W	5%	RMC1/10T 151J	J24205151		
R 2136	CHIP RES.	1.5K	1/10W	5%	RMC1/10T 152J	J24205152		
R 2137	CHIP RES.	680	1/10W	5%	RMC1/10T 681J	J24205681		
R 2138	CHIP RES.	470	1/10W	5%	RMC1/10T 471J	J24205471		
R 2139	CHIP RES.	100K	1/10W	5%	RMC1/10T 104J	J24205104		
R 2140	CARBON FILM RES.	220	1/6W	5%	RD16TPJ221	J07225221		
R 2141	CARBON FILM RES.	220	1/6W	5%	RD16TPJ221	J07225221		
R 2142	CARBON FILM RES.	220	1/6W	5%	RD16TPJ221	J07225221		

# LOCAL Unit

REF.	MFGR'S DESIG	VALUE	WV	TOL.	DESCRIPTION	YAESU P/N	VERS.	ADDR.
R 2143	CHIP RES.	22K	1/10W	5%	RMC1/10T 223J	J24205223		
R 2144	CHIP RES.	100	1/10W	5%	RMC1/10T 101J	J24205101		
R 2145	CHIP RES.	100K	1/10W	5%	RMC1/10T 104J	J24205104		
R 2146	CHIP RES.	100	1/10W	5%	RMC1/10T 101J	J24205101		
R 2147	CHIP RES.	22K	1/10W	5%	RMC1/10T 223J	J24205223		
R 2148	CHIP RES.	100K	1/10W	5%	RMC1/10T 104J	J24205104		
R 2149	CHIP RES.	100K	1/10W	5%	RMC1/10T 104J	J24205104		
R 2150	CHIP RES.	1.5K	1/10W	5%	RMC1/10T 152J	J24205152		
R 2151	CHIP RES.	10K	1/10W	5%	RMC1/10T 103J	J24205103		
R 2153	CHIP RES.	150	1/10W	5%	RMC1/10T 151J	J24205151		
R 2154	CHIP RES.	100	1/10W	5%	RMC1/10T 101J	J24205101		
R 2156	CHIP RES.	100	1/10W	5%	RMC1/10T 101J	J24205101		
R 2157	CHIP RES.	1.8K	1/10W	5%	RMC1/10T 182J	J24205182		
R 2158	CARBON FILM RES.	3.3K	1/6W	5%	RD16TPJ332	J07225332		
R 2159	CHIP RES.	680	1/10W	5%	RMC1/10T 681J	J24205681		
R 2161	CHIP RES.	680	1/10W	5%	RMC1/10T 681J	J24205681		
R 2163	CHIP RES.	22K	1/10W	5%	RMC1/10T 223J	J24205223		
R 2165	CHIP RES.	390	1/10W	5%	RMC1/10T 391J	J24205391		
R 2166	CARBON FILM RES.	6.8K	1/6W	5%	RD16TPJ682	J07225682		
R 2168	CHIP RES.	22K	1/10W	5%	RMC1/10T 223J	J24205223		
R 2169	CHIP RES.	100K	1/10W	5%	RMC1/10T 104J	J24205104		
R 2170	CHIP RES.	100K	1/10W	5%	RMC1/10T 104J	J24205104		
R 2172	CHIP RES.	560	1/10W	5%	RMC1/10T 561J	J24205561		
R 2173	CHIP RES.	10K	1/10W	5%	RMC1/10T 103J	J24205103		
R 2174	CHIP RES.	150	1/10W	5%	RMC1/10T 151J	J24205151		
R 2175	CHIP RES.	100	1/10W	5%	RMC1/10T 101J	J24205101		
R 2176	CHIP RES.	22K	1/10W	5%	RMC1/10T 223J	J24205223		
R 2177	CHIP RES.	100	1/10W	5%	RMC1/10T 101J	J24205101		
R 2178	CHIP RES.	100K	1/10W	5%	RMC1/10T 104J	J24205104		
R 2179	CHIP RES.	22K	1/10W	5%	RMC1/10T 223J	J24205223		
R 2180	CHIP RES.	100	1/10W	5%	RMC1/10T 101J	J24205101		
R 2181	CHIP RES.	100K	1/10W	5%	RMC1/10T 104J	J24205104		
R 2182	CHIP RES.	100K	1/10W	5%	RMC1/10T 104J	J24205104		
R 2183	CHIP RES.	100K	1/10W	5%	RMC1/10T 104J	J24205104		
R 2184	CHIP RES.	22K	1/10W	5%	RMC1/10T 223J	J24205223		
R 2185	CHIP RES.	150	1/10W	5%	RMC1/10T 151J	J24205151		
R 2186	CHIP RES.	680	1/10W	5%	RMC1/10T 681J	J24205681		
R 2187	CHIP RES.	10K	1/10W	5%	RMC1/10T 103J	J24205103		
R 2188	CHIP RES.	470	1/10W	5%	RMC1/10T 471J	J24205471		
R 2189	CARBON FILM RES.	10	1/6W	5%	RD16TPJ100	J07225100		
R 2190	CHIP RES.	680	1/10W	5%	RMC1/10T 681J	J24205681		
R 2191	CHIP RES.	470	1/10W	5%	RMC1/10T 471J	J24205471		
R 2192	CHIP RES.	470	1/10W	5%	RMC1/10T 471J	J24205471		
R 2193	CARBON FILM RES.	56	1/6W	5%	RD16TPJ560	J07225560		
R 2194	CHIP RES.	470	1/10W	5%	RMC1/10T 471J	J24205471		
R 2195	CHIP RES.	100	1/2W	5%	RMC1/2 101JCTP	J24275101		
R 2196	CHIP RES.	100	1/2W	5%	RMC1/2 101JCTP	J24275101		
R 2197	CARBON FILM RES.	39	1/4W	5%	RD14TPR390J	J05245390		
R 2198	CARBON FILM RES.	39	1/4W	5%	RD14TPR390J	J05245390		
R 2199	CHIP RES.	10K	1/10W	5%	RMC1/10T 103J	J24205103		
R 2200	CHIP RES.	1K	1/10W	5%	RMC1/10T 102J	J24205102		
R 2201	CARBON FILM RES.	470	1/6W	5%	RD16TPJ471	J07225471		
R 2202	CHIP RES.	2.2K	1/10W	5%	RMC1/10T 222J	J24205222		

# LOCAL Unit

REF.	MFGR'S DESIG	VALUE	WV	TOL.	DESCRIPTION	YAESU P/N	VERS.	ADDR.
R 2203	CARBON FILM RES.	2.2K	1/6W	5%	RD16TPJ222	J07225222		
R 2204	CHIP RES.	0	1/10W	5%	RMC1/10T 000J	J24205000		
R 2205	CHIP RES.	1K	1/10W	5%	RMC1/10T 102J	J24205102		
R 2206	CHIP RES.	1K	1/10W	5%	RMC1/10T 102J	J24205102		
R 2207	CHIP RES.	1K	1/10W	5%	RMC1/10T 102J	J24205102		
R 2208	CHIP RES.	1K	1/10W	5%	RMC1/10T 102J	J24205102		
R 2209	CHIP RES.	0	1/10W	5%	RMC1/10T 000J	J24205000		
R 2210	CARBON FILM RES.	3.9	1/4W	5%	RD14SJ3R9	J02245399		
R 2211	CHIP RES.	10K	1/10W	5%	RMC1/10T 103J	J24205103		
R 2212	CHIP RES.	47	1/10W	5%	RMC1/10T 470J	J24205470		
R 2213	METAL FILM RES.	8.2	2W	5%	ERX-2SJ8R2P	J22339020		
R 2214	CHIP RES.	0	1/10W	5%	RMC1/10T 000J	J24205000		
R 2215	CHIP RES.	0	1/10W	5%	RMC1/10T 000J	J24205000		
R 2216	CHIP RES.	0	1/10W	5%	RMC1/10T 000J	J24205000		
R 2217	CHIP RES.	0	1/10W	5%	RMC1/10T 000J	J24205000		
R 2218	CHIP RES.	10K	1/10W	5%	RMC1/10T 103J	J24205103		
R 2219	CHIP RES.	10K	1/10W	5%	RMC1/10T 103J	J24205103		
R 2220	CHIP RES.	0	1/10W	5%	RMC1/10T 000J	J24205000		
R 2221	CHIP RES.	0	1/10W	5%	RMC1/10T 000J	J24205000		
R 2222	CHIP RES.	0	1/10W	5%	RMC1/10T 000J	J24205000		
R 2223	CARBON FILM RES.	220K	1/6W	5%	RD16TPJ224	J07225224		
R 2224	CHIP RES.	3.3K	1/10W	5%	RMC1/10T 332J	J24205332		
R 2225	CHIP RES.	470K	1/10W	5%	RMC1/10T 474J	J24205474		
R 2232	CHIP RES.	47	1/10W	5%	RMC1/10T 470J	J24205470		
R 2234	CARBON FILM RES.	100	1/6W	5%	RD16TPJ101	J07225101		
R 2235	CHIP RES.	100K	1/10W	5%	RMC1/10T 104J	J24205104		
R 2236	CHIP RES.	470	1/10W	5%	RMC1/10T 471J	J24205471		
R 2237	CHIP RES.	0	1/10W	5%	RMC1/10T 000J	J24205000		
R 2238	CHIP RES.	0	1/10W	5%	RMC1/10T 000J	J24205000		
R 2239	CHIP RES.	0	1/10W	5%	RMC1/10T 000J	J24205000		
R 2240	CHIP RES.	10K	1/10W	5%	RMC1/10T 103J	J24205103		
R 2241	CHIP RES.	0	1/10W	5%	RMC1/10T 000J	J24205000		
R 2242	CHIP RES.	0	1/10W	5%	RMC1/10T 000J	J24205000		
R 2243	CHIP RES.	10K	1/10W	5%	RMC1/10T 103J	J24205103		
R 2244	CHIP RES.	1K	1/10W	5%	RMC1/10T 102J	J24205102		
R 2245	CHIP RES.	10K	1/10W	5%	RMC1/10T 103J	J24205103		
R 2246	CHIP RES.	0	1/10W	5%	RMC1/10T 000J	J24205000		
R 2247	CHIP RES.	10K	1/10W	5%	RMC1/10T 103J	J24205103		
R 2248	CHIP RES.	330	1/10W	5%	RMC1/10T 331J	J24205331		
R 2249	CHIP RES.	0	1/10W	5%	RMC1/10T 000J	J24205000		
R 2250	CHIP RES.	0	1/10W	5%	RMC1/10T 000J	J24205000		
R 2251	CARBON FILM RES.	10K	1/6W	5%	RD16TPJ103	J07225103		
R 2252	CHIP RES.	10K	1/10W	5%	RMC1/10T 103J	J24205103		
R 2253	CHIP RES.	0	1/10W	5%	RMC1/10T 000J	J24205000		
S 2002	SLIDE SWITCH				SSSS21	N6090069		
S 2003	SLIDE SWITCH				SSSS21	N6090069		
T 2001	COIL				44. 6M	L0021862		
T 2002	COIL				44. 6M	L0021862		
T 2003	COIL				44. 6M	L0021862		
T 2004	COIL				8. 20M R12-4043A	L0021199		
T 2005	COIL				8. 20M R12-4043A	L0021199		

For Service Manuals Contact  
**MAURITRON TECHNICAL SERVICES**  
 8 Cherry Tree Rd, Chinnor  
 Oxon OX9 4QY  
 Tel: 01844-351694 Fax: 01844-352554  
 Email: enquiries@maurtron.co.uk

---

# LOCAL Unit

REF.	MFGR'S DESIG	VALUE	WV	TOL.	DESCRIPTION	YAESU P/N	VERS.	ADDR.
TP2001	TERMINAL				TP-E/MS-60124	Q5000016		
TP2002	TERMINAL				TP-E/MS-60124	Q5000016		
TP2003	TERMINAL				TP-E/MS-60124	Q5000016		
TP2004	TERMINAL				TP-E/MS-60124	Q5000016		
TP2005	TERMINAL				TP-E/MS-60124	Q5000016		
TP2013	TERMINAL				TP-E/MS-60124	Q5000016		
TP2014	TERMINAL				TP-E/MS-60124	Q5000016		
TP2015	TERMINAL				TP-E/MS-60124	Q5000016		
TP2016	TERMINAL				TP-E/MS-60124	Q5000016		
VR2001	POT.	10K			EVN-DCAA03B14	J50784103		
X 2001	XTAL	19.6608MHz				H0103052		
X 2002	XTAL	38.84MHz				H0102853		
	THERMAL CONDUCTOR				45T-T0-220	Q9000548		
	VCO COVER					R0124131		
	LEAF SPRING(2 pcs)					R0125800		
	VCO CASE					R0124120		
	SHIELD PLATE					R0124140B		
	HEATSINK PLATE					R0140810B		
	CARD SPACER					S6000191		
	NYLON RIVET FNRP			3.0X4.5		S6000031		

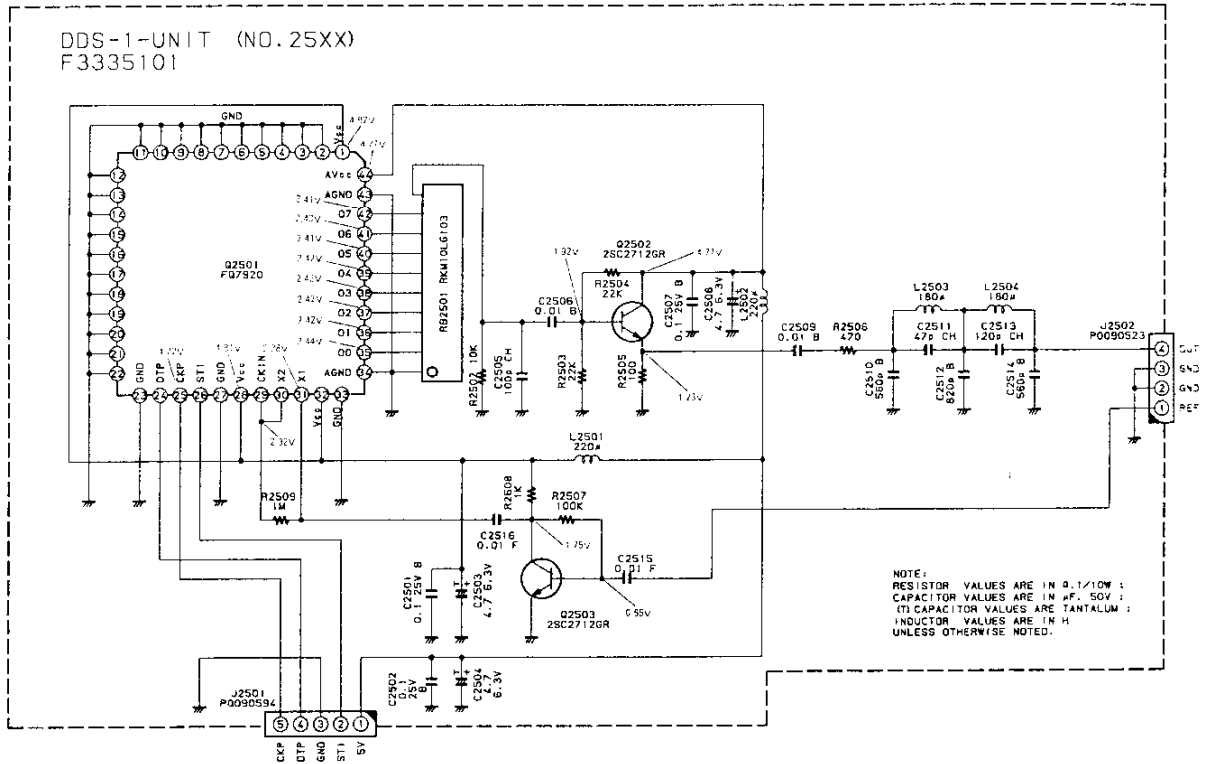
For Service Manuals Contact  
MAURITRON TECHNICAL SERVICES  
8 Cherry Tree Rd, Chinnor  
Oxon OX9 4QY  
Tel:- 01844-351694 Fax:- 01844-352554  
Email:- enquiries@mauritron.co.uk

# Notes


---

For Service Manuals Contact  
MAURITRON TECHNICAL SERVICES  
8 Cherry Tree Rd, Chinnor  
Oxon OX9 4QY  
Tel:- 01844-351694 Fax:- 01844-352554  
Email:- enquiries@mauritron.co.uk


## Circuit Diagram



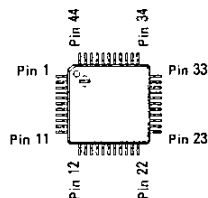
## Parts Layout



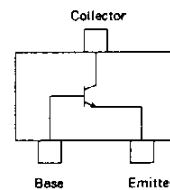
Obverse View of Component Side



Obverse View of ChipSide



FQ7920  
(Q2501)



ZSC2712GR (LG)  
(Q2502, 2503)

# DDS-1 Unit

## Parts List

REF.	MFGR'S DESIG	VALUE	WV	TOL.	DESCRIPTION	YAESU P/N	VERS.	ADDR.
*** DDS-1 UNIT ***								
	PCB with Components					CA1060001		
	Printed Circuit Board					F3335101		
C 2501	CHIP CAP.	0.1uF	25V	B	GRM40B104M25PT	K22140811		
C 2502	CHIP CAP.	0.1uF	25V	B	GRM40B104M25PT	K22140811		
C 2503	TANTALUM CHIP CAP.	4.7uF	6.3V		TEMSVA0J475M-8R	K78080017		
C 2504	TANTALUM CHIP CAP.	4.7uF	6.3V		TEMSVA0J475M-8R	K78080017		
C 2505	CHIP CAP.	100pF	50V	CH	GRM40CH101J50PT	K22170235		
C 2506	CHIP CAP.	0.01uF	50V	B	GRM40B103M50PT	K22170817		
C 2507	CHIP CAP.	0.1uF	25V	B	GRM40B104M25PT	K22140811		
C 2508	TANTALUM CHIP CAP.	4.7uF	6.3V		TEMSVA0J475M-8R	K78080017		
C 2509	CHIP CAP.	0.01uF	50V	B	GRM40B103M50PT	K22170817		
C 2510	CHIP CAP.	560pF	50V	B	GRM40B561M50PT	K22170802		
C 2511	CHIP CAP.	47pF	50V	CH	GRM40CH470J50PT	K22170227		
C 2512	CHIP CAP.	820pF	50V	B	GRM40B821M50PT	K22170804		
C 2513	CHIP CAP.	120pF	50V	CH	GRM40CH121J50PT	K22170237		
C 2514	CHIP CAP.	560pF	50V	B	GRM40B561M50PT	K22170802		
C 2515	CHIP CAP.	0.01uF	50V	F	GRM40F103Z50PT	K22171004		
C 2516	CHIP CAP.	0.01uF	50V	F	GRM40F103Z50PT	K22171004		
J 2501	CONNECTOR				3022-05B	P0090594		
J 2502	CONNECTOR				3022-04B	P0090523		
L 2501	M. RFC	220uH			LAP02TA221K	L1790074		
L 2502	M. RFC	220uH			LAP02TA221K	L1790074		
L 2503	M. RFC	180uH			LAP02TA181K	L1790073		
L 2504	M. RFC	180uH			LAP02TA181K	L1790073		
Q 2501	IC				FQ7920 (CF77399FS)	G1090952		
Q 2502	TRANSISTOR				2SC2712GR TE85R	G3327127G		
Q 2503	TRANSISTOR				2SC2712GR TE85R	G3327127G		
R 2502	CHIP RES.	10K	1/10W	5%	RMC1/10T 103J	J24205103		
R 2503	CHIP RES.	22K	1/10W	5%	RMC1/10T 223J	J24205223		
R 2504	CHIP RES.	22K	1/10W	5%	RMC1/10T 223J	J24205223		
R 2505	CHIP RES.	100	1/10W	5%	RMC1/10T 101J	J24205101		
R 2506	CHIP RES.	470	1/10W	5%	RMC1/10T 471J	J24205471		
R 2507	CHIP RES.	100K	1/10W	5%	RMC1/10T 104J	J24205104		
R 2508	CHIP RES.	1K	1/10W	5%	RMC1/10T 102J	J24205102		
R 2509	CHIP RES.	1M	1/10W	5%	RMC1/10T 105J	J24205105		
RB2501	BLOCK RES.	RKM10LG103			RKM10LG103	J40900170		
	SHIELD CASE					R0131630		

For Service Manuals Contact  
**MAURITRON TECHNICAL SERVICES**  
 8 Cherry Tree Rd, Chinnor  
 Oxon OX9 4QY  
 Tel: 01844-351694 Fax: 01844-352554  
 Email: enquiries@mauritron.co.uk

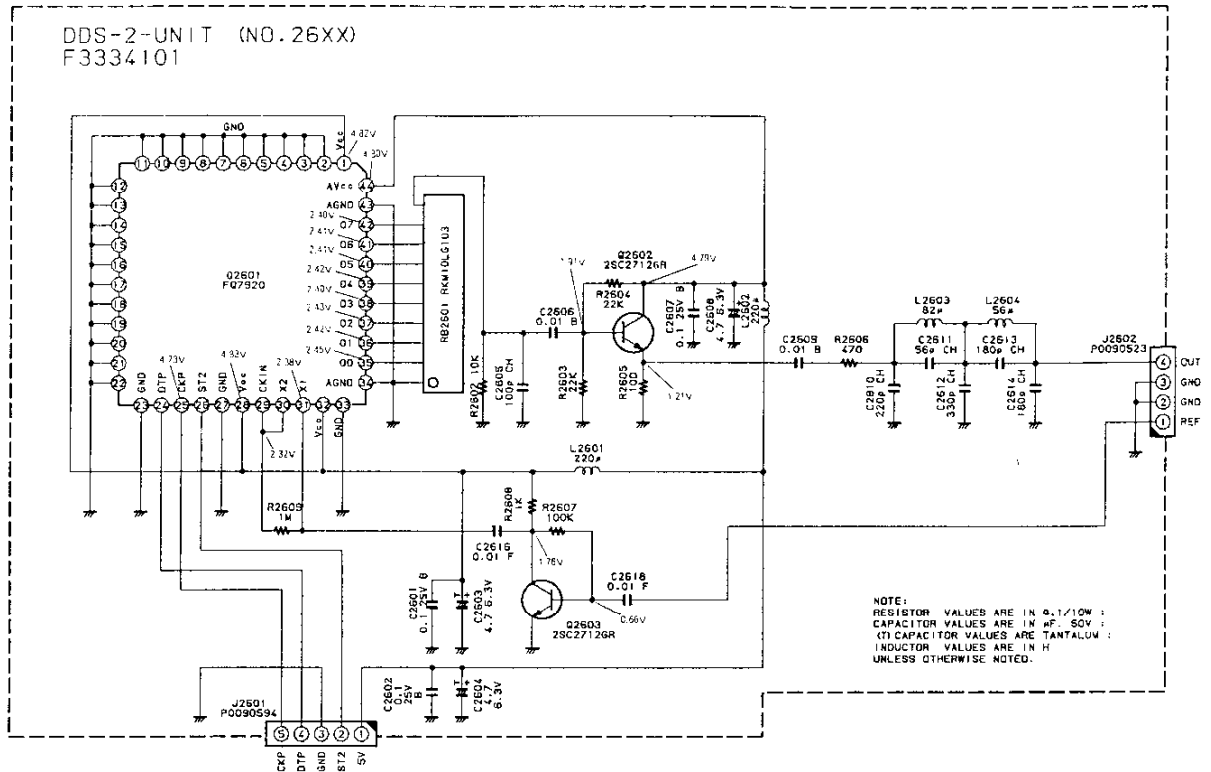


# Notes


---

For Service Manuals Contact  
MAURITRON TECHNICAL SERVICES  
8 Cherry Tree Rd, Chinnor  
Oxon OX9 4QY  
Tel: 01844-351694 Fax: 01844-352554  
Email: [enquiries@mauritron.co.uk](mailto:enquiries@mauritron.co.uk)


## Circuit Diagram



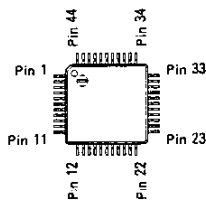
## Parts Layout



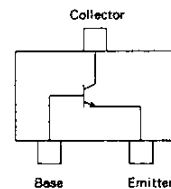
Obverse View of Component Side



Obverse View of ChipSide



FQ7920  
(Q2601)



2SC2712GR (LG)  
(Q2602, 2603)

For Service Manuals Contact  
MAURITRON TECHNICAL SERVICES  
8 Cherry Tree Rd, Chinnor  
Oxon OX9 4QY  
Tel:- 01844-351694 Fax:- 01844-352554  
Email:- enquiries@mauritron.co.uk

Downloaded by   
Amateur Radio Directory   
  
[www.hamdirectory.info](http://www.hamdirectory.info)

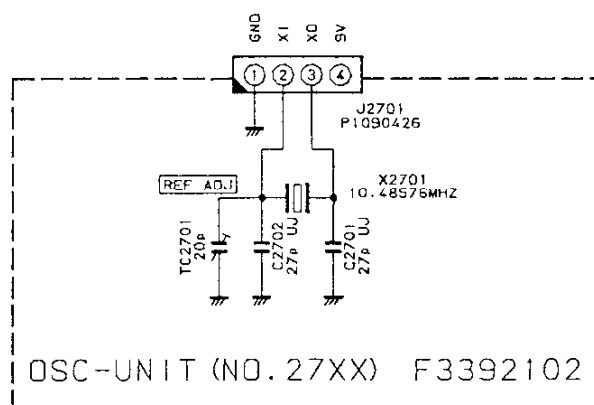
# DDS-2 Unit

## Parts List

REF.	MFGR'S DESIG	VALUE	WV	TOL.	DESCRIPTION	YAESU P/N	VERS.	ADDR.
*** DDS-2 UNIT ***								
	PCB with Components				<b>For Service Manuals Contact</b> <b>MAURITRON TECHNICAL SERVICES</b> 8 Cherry Tree Rd, Chinnor Oxon OX9 4QY Tel:- 01844-351694 Fax:- 01844-352554 Email:- enquiries@mauritron.co.uk	CA1061001		
	Printed Circuit Board					F3334101		
C 2601	CHIP CAP.	0.1uF	25V	B	GRM40B104M25PT	K22140811		
C 2602	CHIP CAP.	0.1uF	25V	B	GRM40B104M25PT	K22140811		
C 2603	TANTALUM CHIP CAP.	4.7uF	6.3V		TEMSVA0J475M-8R	K78080017		
C 2604	TANTALUM CHIP CAP.	4.7uF	6.3V		TEMSVA0J475M-8R	K78080017		
C 2605	CHIP CAP.	100pF	50V	CH	GRM40CH101J50PT	K22170235		
C 2606	CHIP CAP.	0.01uF	50V	B	GRM40B103M50PT	K22170817		
C 2607	CHIP CAP.	0.1uF	25V	B	GRM40B104M25PT	K22140811		
C 2608	TANTALUM CHIP CAP.	4.7uF	6.3V		TEMSVA0J475M-8R	K78080017		
C 2609	CHIP CAP.	0.01uF	50V	B	GRM40B103M50PT	K22170817		
C 2610	CHIP CAP.	220pF	50V	CH	GRM40CH221J50PT	K22170243		
C 2611	CHIP CAP.	56pF	50V	CH	GRM40CH560J50PT	K22170229		
C 2612	CHIP CAP.	330pF	50V	CH	GRM40CH331J50PT	K22170247		
C 2613	CHIP CAP.	180pF	50V	CH	GRM40CH181J50PT	K22170241		
C 2614	CHIP CAP.	180pF	50V	CH	GRM40CH181J50PT	K22170241		
C 2616	CHIP CAP.	0.01uF	50V	F	GRM40F103Z50PT	K22171004		
C 2618	CHIP CAP.	0.01uF	50V	F	GRM40F103Z50PT	K22171004		
J 2601	CONNECTOR				3022-05B	P0090594		
J 2602	CONNECTOR				3022-04B	P0090523		
L 2601	M. RFC	220uH			LAP02TA221K	L1790074		
L 2602	M. RFC	220uH			LAP02TA221K	L1790074		
L 2603	M. RFC	82uH			LAP02TA820K	L1790069		
L 2604	M. RFC	56uH			LAP02TA560K	L1790067		
Q 2601	IC				FQ7920 (CF77399FS)	G1090952		
Q 2602	TRANSISTOR				2SC2712GR TE85R	G3327127G		
Q 2603	TRANSISTOR				2SC2712GR TE85R	G3327127G		
R 2602	CHIP RES.	10K	1/10W	5%	RMC1/10T 103J	J24205103		
R 2603	CHIP RES.	22K	1/10W	5%	RMC1/10T 223J	J24205223		
R 2604	CHIP RES.	22K	1/10W	5%	RMC1/10T 223J	J24205223		
R 2605	CHIP RES.	100	1/10W	5%	RMC1/10T 101J	J24205101		
R 2606	CHIP RES.	470	1/10W	5%	RMC1/10T 471J	J24205471		
R 2607	CHIP RES.	100K	1/10W	5%	RMC1/10T 104J	J24205104		
R 2608	CHIP RES.	1K	1/10W	5%	RMC1/10T 102J	J24205102		
R 2609	CHIP RES.	1M	1/10W	5%	RMC1/10T 105J	J24205105		
RB2601	BLOCK RES.	RKM10LG103			RKM10LG103	J40900170		
	SHIELD CASE					R0131630		

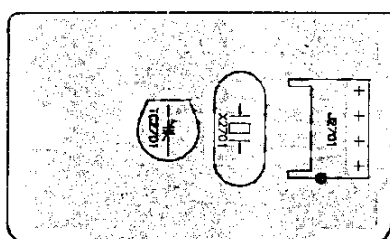
For Service Manuals Contact  
MAURITRON TECHNICAL SERVICES  
8 Cherry Tree Rd, Chinnor  
Oxon OX9 4QY  
Tel:- 01844-351694 Fax:- 01844-352554  
Email:- enquiries@mauritron.co.uk

## Circuit Diagram



NOTE:  
CAPACITOR VALUES ARE IN #F. 50V :  
UNLESS OTHERWISE NOTED.

## Parts Layout



Obverse View of Component Side



Obverse View of Chip Side

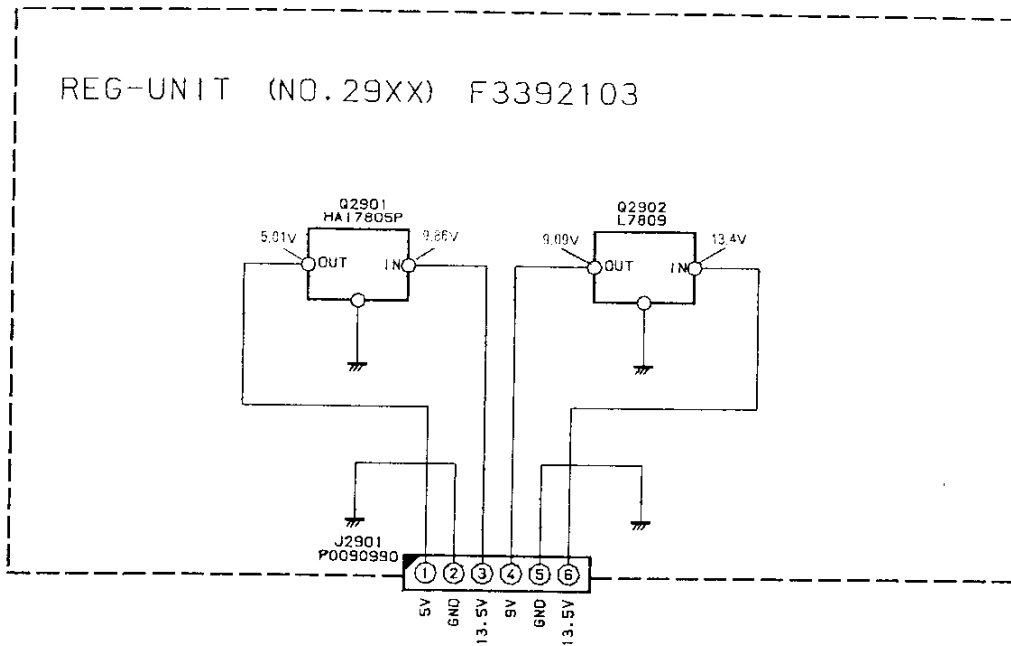
## Parts List

REF.	MFGR'S DESIG	VALUE	WV	TOL.	DESCRIPTION	YAESU P/N	VERS.	ADDR.
*** OSC UNIT ***								
	PCB with Components					CA1062001		
	Printed Circuit Board					F3392102		
C 2701	CERAMIC CAP.	27pF	50V	UJ	DD104-979UJ270J50	K26171202		
C 2702	CERAMIC CAP.	27pF	50V	UJ	DD104-979UJ270J50	K26171202		
J 2701	CONNECTOR				5124-04BHPB	P1090426		
TC2701	TRIMMER CAP.	20p			VCT51E117	K91000086		
X 2701	XTAL	10.48576MHz				H0102990		

For Service Manuals Contact  
**MAURITRON TECHNICAL SERVICES**  
 8 Cherry Tree Rd, Chinnor  
 Oxon OX9 4QY  
 Tel:- 01844-351694 Fax:- 01844-352554  
 Email:- enquiries@mauritron.co.uk

# REG Unit

## Circuit Diagram



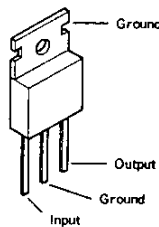
## Parts Layout



Obverse View of Component Side



Obverse View of Chip Side



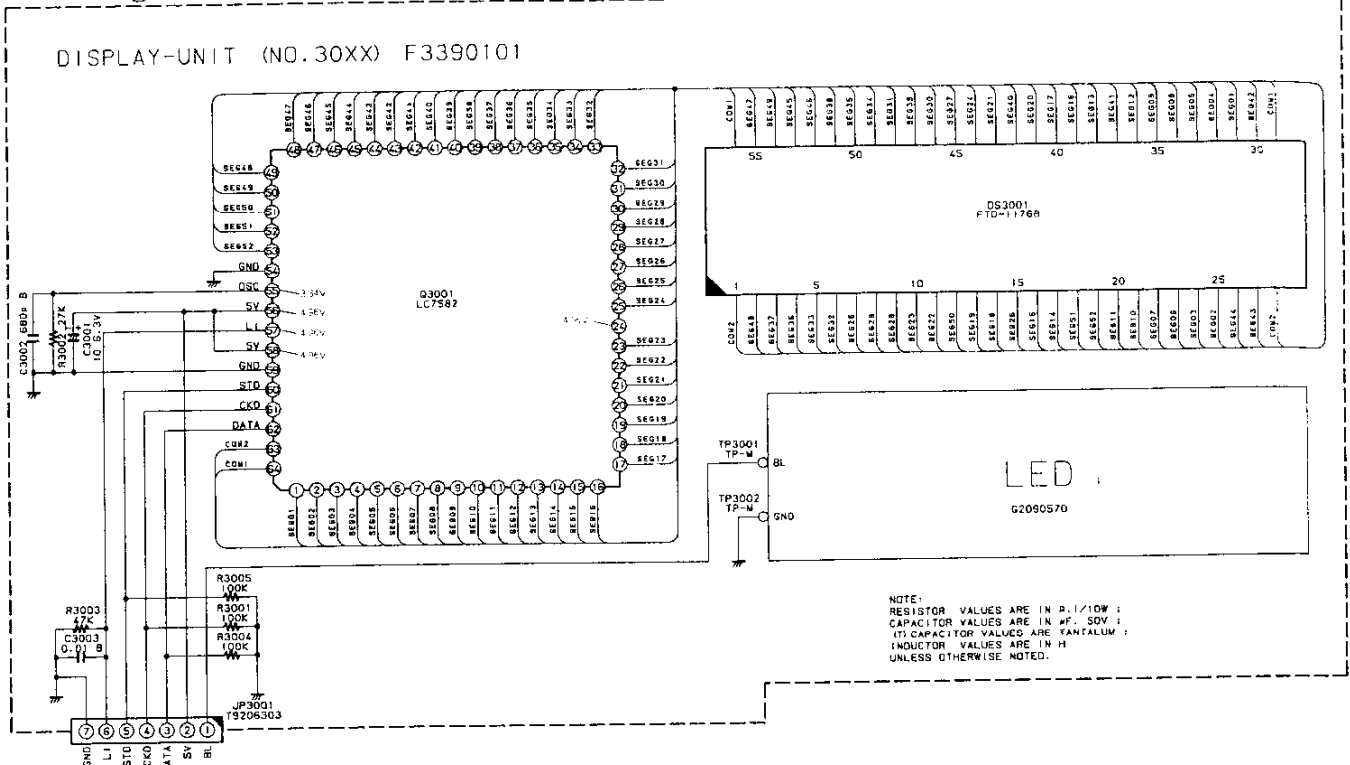
HA17805P  
(Q2801)  
L7809  
(Q2802)

Downloaded by   
Amateur Radio Directory   
  
[www.hamdirectory.info](http://www.hamdirectory.info)


## Parts List

REF.	MFGR'S DESIG	VALUE	WV	TOL.	DESCRIPTION	YAESU P/N	VERS.	ADDR.
*** REG UNIT ***								
		PCB with Components				CA1086001		
		Printed Circuit Board				F3392103		
J	2801	CONNECTOR			9210B-1-06Z366-T	P0090990		
Q	2801	IC			HA17805P	G1090936		
Q	2802	IC			L7809	G1090778		


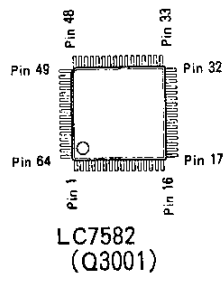
# Circuit Diagram



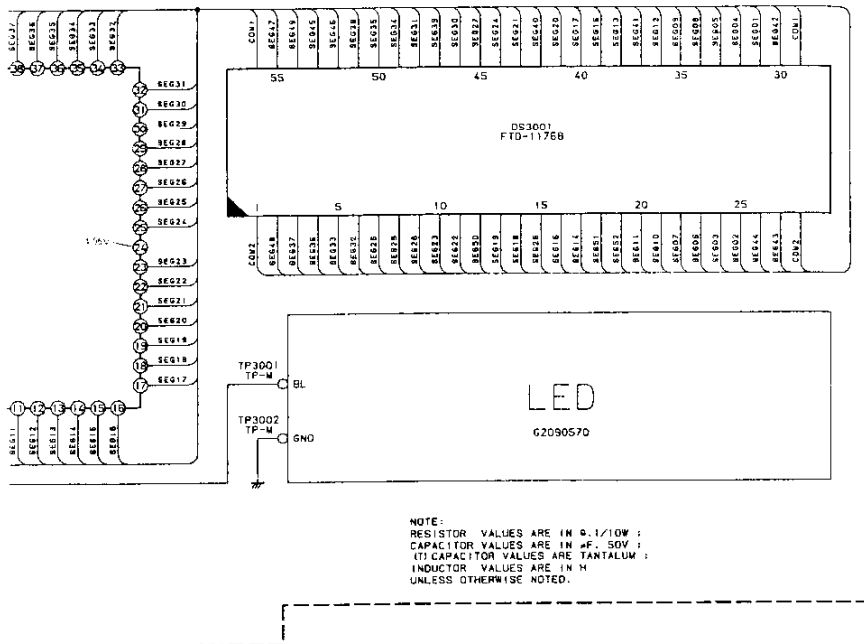
## Parts



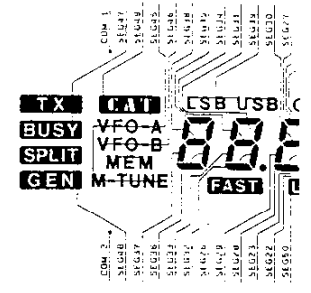
For Service Manuals Contact  
**MAURITRON TECHNICAL SERVICES**  
 8 Cherry Tree Rd, Chinnor  
 Oxon OX9 4QY  
 Tel:- 01844-351694 Fax:- 01844-352554  
 Email:- enquiries@mauritron.co.uk



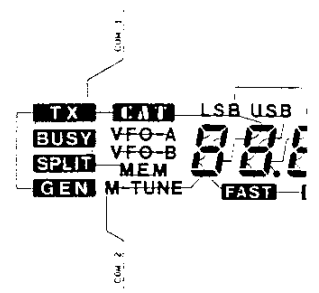
01



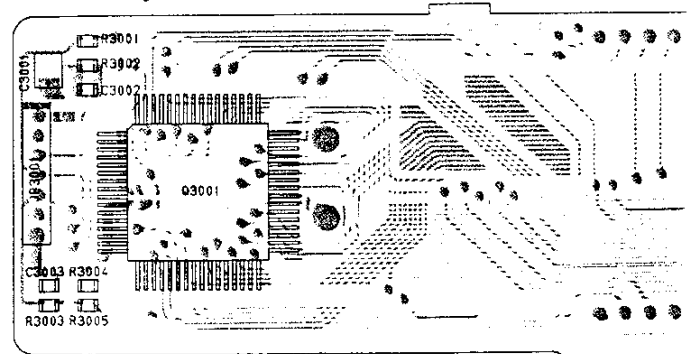
SEGMENT



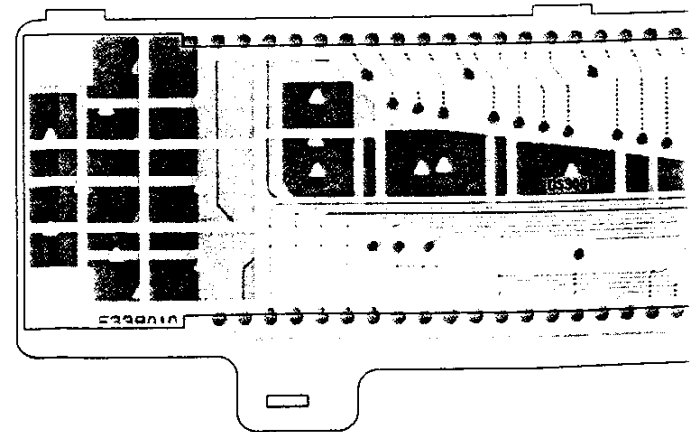
COMMON



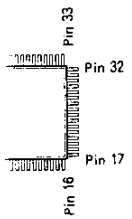
### Parts Layout



Obverse View

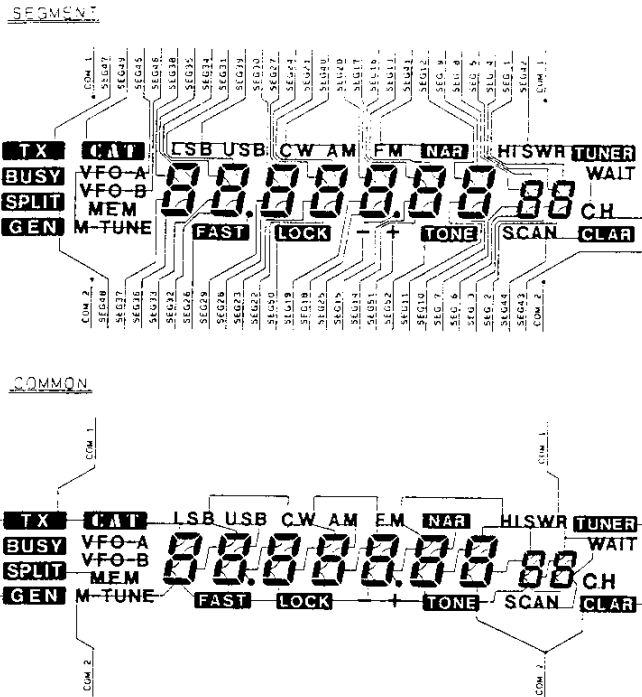


Ob



582  
3001)

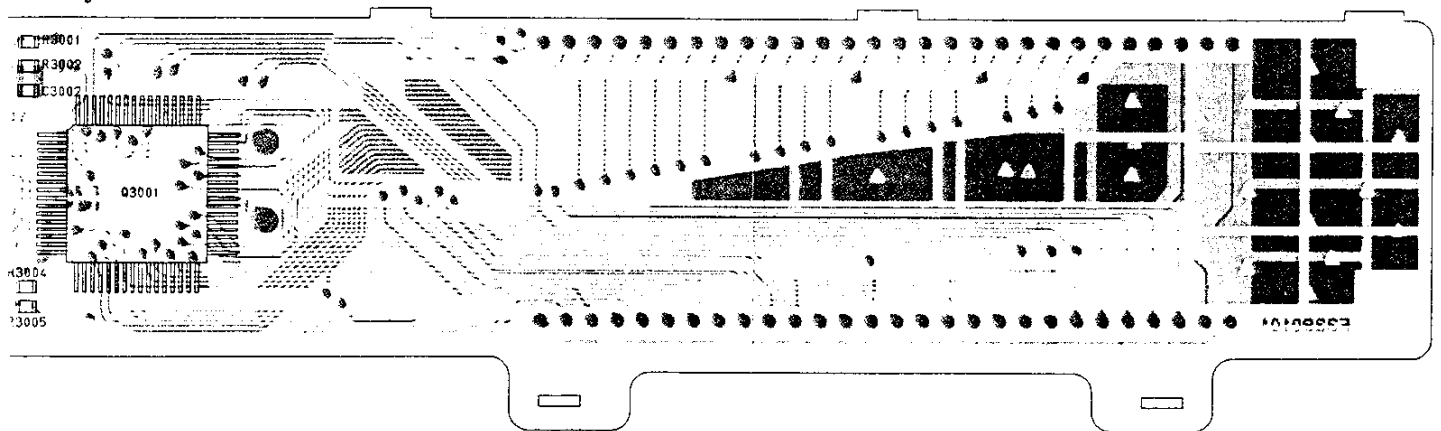




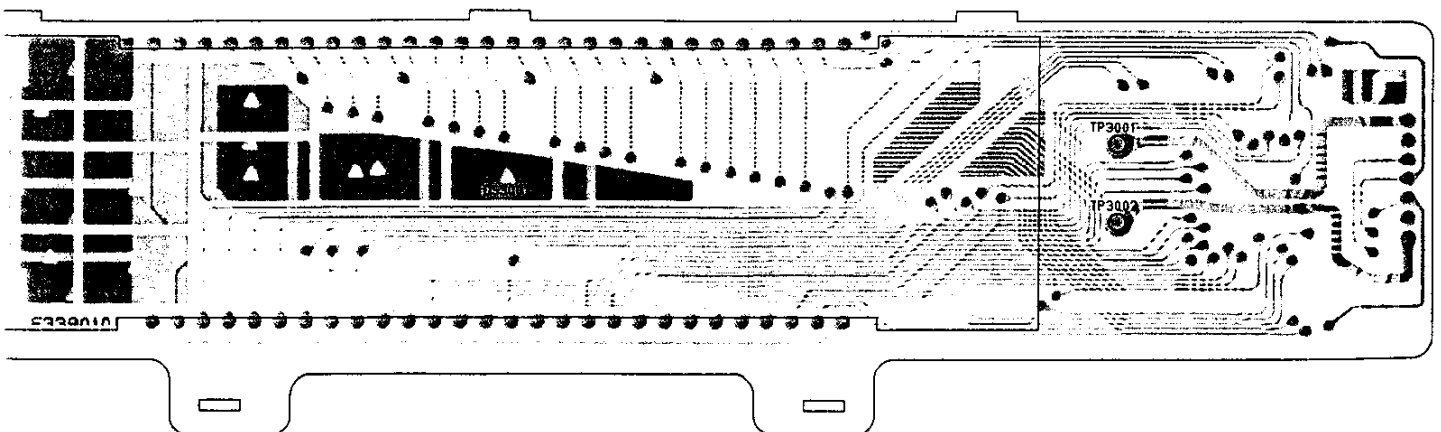
FTD-11768AAP  
 (DS3001)

For Service Manuals Contact  
 MAURITRON TECHNICAL SERVICES  
 8 Cherry Tree Rd, Chinnor  
 Oxon OX9 4QY  
 Tel:- 01844-351694 Fax:- 01844-352554  
 Email:- enquiries@mauritron.co.uk

## ts Layout



Obverse View of Component Side



Obverse View of ChipSide

# DISPLAY Unit

## Parts List

REF.	MFGR'S DESIG	VALUE	WV	TOL.	DESCRIPTION	YAESU P/N	VERS.	ADDR.
*** DISPLAY UNIT ***								
	PCB with Components					CA1066001		
	Printed Circuit Board					F3390101		
C 3001	TANTALUM CHIP CAP.	10uF	6.3V		TEMSVB20J106M-8R	K78080019		
C 3002	CHIP CAP.	680pF	50V	B	GRM40B681M50PT	K22170803		
C 3003	CHIP CAP.	0.01uF	50V	B	GRM40B103M50PT	K22170817		
DS3001	LCD				FTD-11768AAP	G6090098		
Q 3001	IC				LC7582	G1090830		
R 3001	CHIP RES.	100K	1/10W	5%	RMC1/10T 104J	J24205104		
R 3002	CHIP RES.	27K	1/10W	5%	RMC1/10T 273J	J24205273		
R 3003	CHIP RES.	47K	1/10W	5%	RMC1/10T 473J	J24205473		
R 3004	CHIP RES.	100K	1/10W	5%	RMC1/10T 104J	J24205104		
R 3005	CHIP RES.	100K	1/10W	5%	RMC1/10T 104J	J24205104		
TP3001	TP-M				IPS-1145	Q5000052		
TP3002	TP-M				IPS-1145	Q5000052		

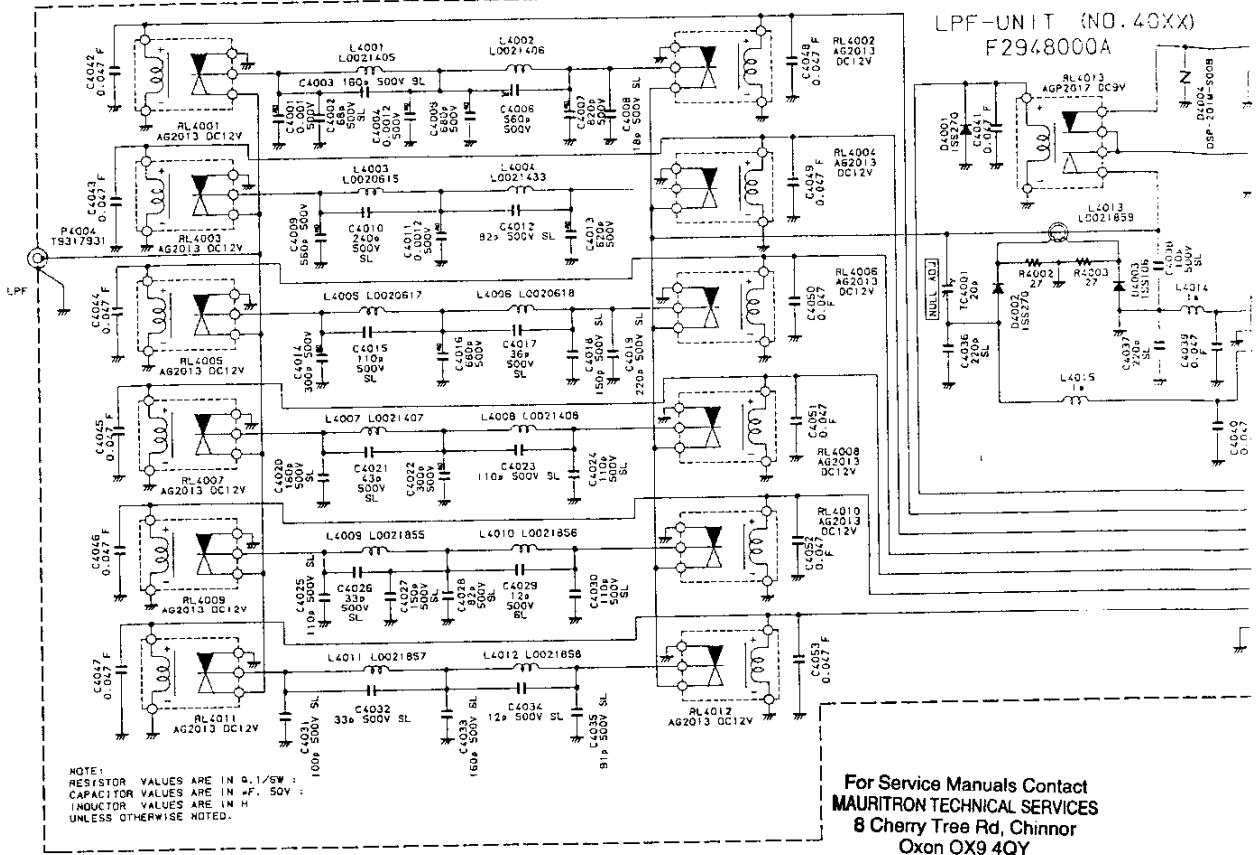
For Service Manuals Contact  
MAURITRON TECHNICAL SERVICES  
8 Cherry Tree Rd, Chinnor  
Oxon OX9 4QY  
Tel: 01844-351694 Fax: 01844-352554  
Email: enquiries@mauritron.co.uk

# Notes

---

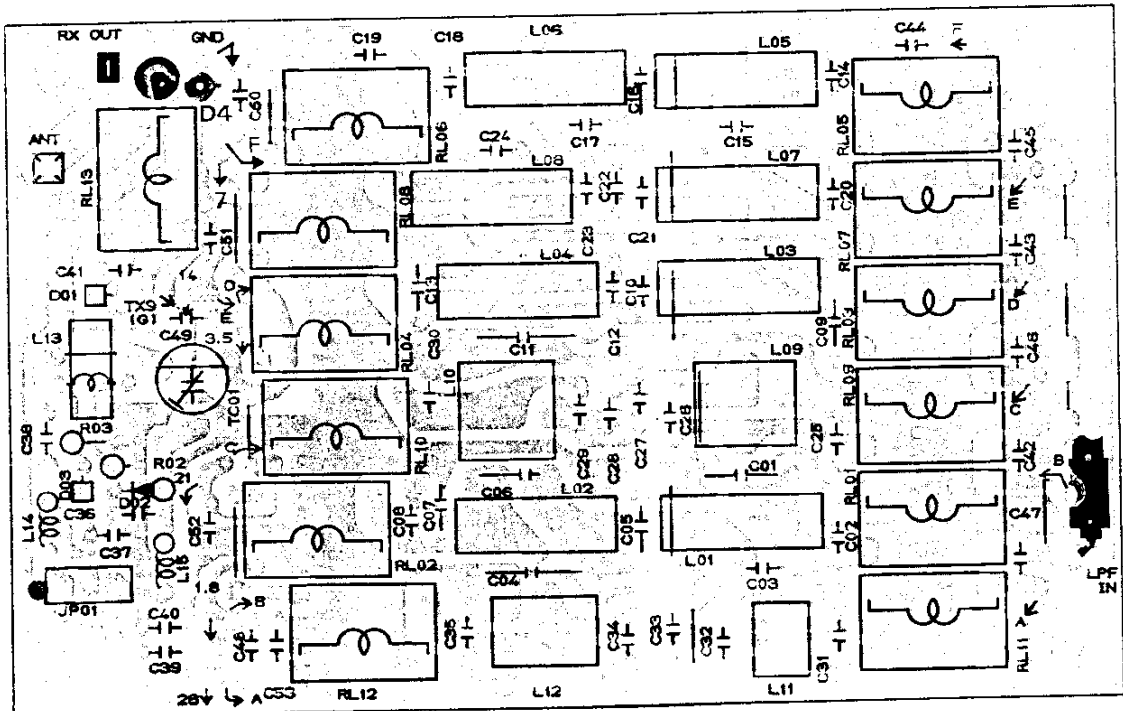
For Service Manuals Contact  
MAURITRON TECHNICAL SERVICES  
8 Cherry Tree Rd, Chinnor  
Oxon OX9 4QY  
Tel:- 01844-351694 Fax:- 01844-352554  
Email:- enquiries@mauritron.co.uk

# Circuit Diagram



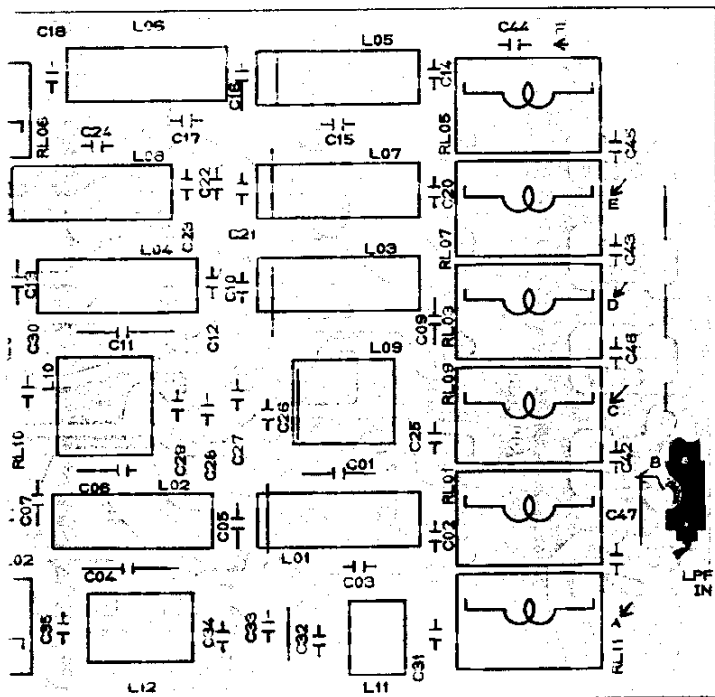
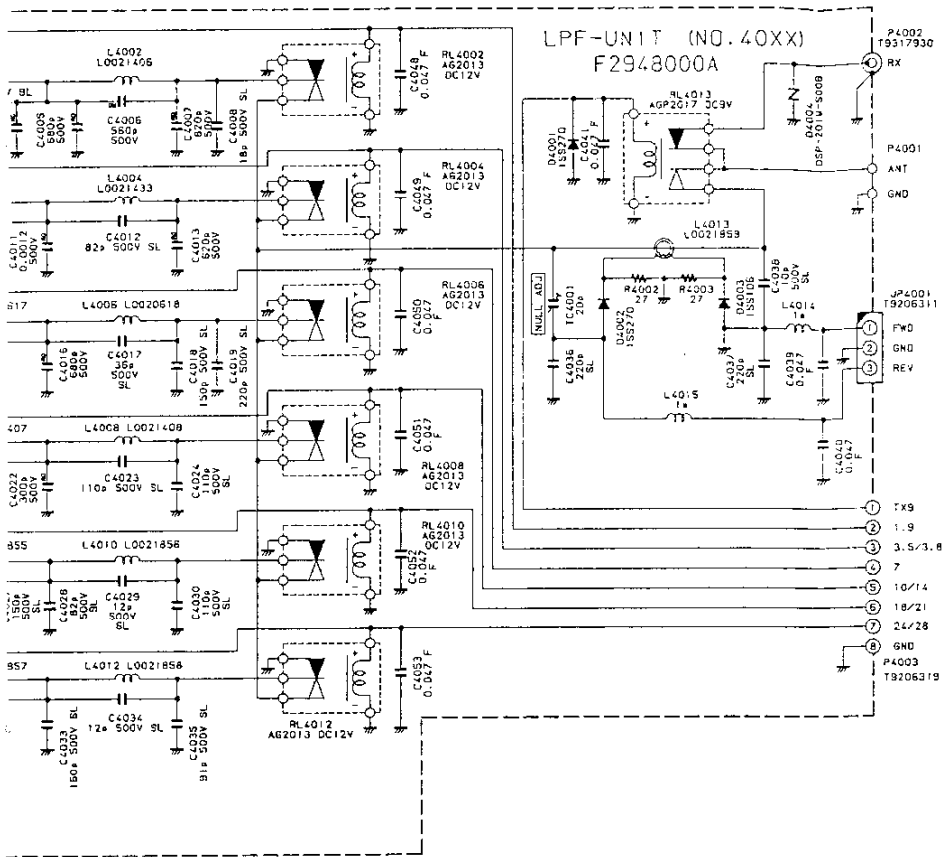
For Service Manuals Contact  
**MAURITRON TECHNICAL SERVICES**  
 8 Cherry Tree Rd, Chinnor  
 Oxon OX9 4QY  
 Tel: 01844-351694 Fax: 01844-352554  
 Email: enquiries@mauritron.co.uk

# Parts Layout




Obverse View of Component Side

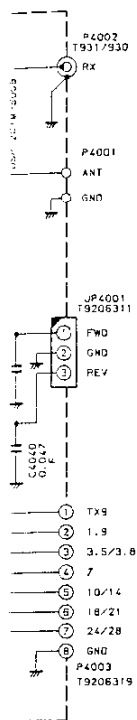
Downloaded by   
 Amateur Radio Directory   
  
[www.hamdirectory.info](http://www.hamdirectory.info)




Reverse View of Component Side



Obverse



For Service Manuals Contact  
MAURITRON TECHNICAL SERVICES  
8 Cherry Tree Rd, Chinnor  
Oxon OX9 4QY  
Tel: 01844-351694 Fax: 01844-352554  
Email: enquiries@mauritron.co.uk



Obverse View of Solder Side

## Parts List

REF.	MFGR'S DESIG	VALUE	WV	TOL.	DESCRIPTION	YAESU P/N	VERS.	ADDR.
*** LPF UNIT ***								
	PCB with Components					CA1026001		
	Printed Circuit Board					F2948000A		
C 4001	MICA CAP.	0.001uF	500V		LCQ21102J5	K30275102		
C 4002	CERAMIC CAP.	68pF	500V	SL	DD09SL680J500	K00275680		
C 4003	CERAMIC CAP.	160pF	500V	SL	DD07SL161K500	K00276161		
C 4004	MICA CAP.	0.0012uF	500V		LCQ21122J5	K30275122		
C 4005	MICA CAP.	680pF	500V		LCQ18681J5	K30275681		
C 4006	MICA CAP.	560pF	500V		LCQ18561J5	K30275561		
C 4007	MICA CAP.	820pF	500V		LCQ18821J5	K30275821		
C 4008	CERAMIC CAP.	18pF	500V	SL	DD06SL180J500	K00275180		
C 4009	MICA CAP.	560pF	500V		LCQ18561J5	K30275561		
C 4010	CERAMIC CAP.	240pF	500V	SL	DD12SL241J500	K00275241		
C 4011	MICA CAP.	0.0012uF	500V		LCQ21122J5	K30275122		
C 4012	CERAMIC CAP.	82pF	500V	SL	DD09SL820J500	K00275820		
C 4013	MICA CAP.	620pF	500V		LCQ18621J5	K30275621		
C 4014	MICA CAP.	300pF	500V		LCQ17301J5	K30275301		
C 4015	CERAMIC CAP.	110pF	500V	SL	DD09SL111J500	K00275111		
C 4016	MICA CAP.	680pF	500V		LCQ18681J5	K30275681		
C 4017	CERAMIC CAP.	36pF	500V	SL	DD06SL360J500	K00275360		
C 4018	CERAMIC CAP.	150pF	500V	SL	DD10SL151J500	K00275151		
C 4019	CERAMIC CAP.	220pF	500V	SL	DD12SL221J500	K00275221		
C 4020	CERAMIC CAP.	160pF	500V	SL	DD07SL161K500	K00276161		
C 4021	CERAMIC CAP.	43pF	500V	SL	DD07SL430J500	K00275430		
C 4022	MICA CAP.	300pF	500V		LCQ17301J5	K30275301		
C 4023	CERAMIC CAP.	110pF	500V	SL	DD09SL111J500	K00275111		
C 4024	CERAMIC CAP.	110pF	500V	SL	DD09SL111J500	K00275111		
C 4025	CERAMIC CAP.	110pF	500V	SL	DD09SL111J500	K00275111		
C 4026	CERAMIC CAP.	33pF	500V	SL	DD06SL330J500	K00275330		
C 4027	CERAMIC CAP.	150pF	500V	SL	DD10SL151J500	K00275151		
C 4028	CERAMIC CAP.	82pF	500V	SL	DD09SL820J500	K00275820		
C 4029	CERAMIC CAP.	12pF	500V	SL	DD06SL120J500	K00275120		
C 4030	CERAMIC CAP.	110pF	500V	SL	DD09SL111J500	K00275111		
C 4031	CERAMIC CAP.	100pF	500V	SL	DD09SL101J500	K00275101		
C 4032	CERAMIC CAP.	33pF	500V	SL	DD06SL330J500	K00275330		
C 4033	CERAMIC CAP.	160pF	500V	SL	DD07SL161K500	K00276161		
C 4034	CERAMIC CAP.	12pF	500V	SL	DD06SL120J500	K00275120		
C 4035	CERAMIC CAP.	91pF	500V	SL	DD09SL910J500	K00275910		
C 4036	CERAMIC CAP.	220pF	50V	SL	DD107SL221J50	K00175221		
C 4037	CERAMIC CAP.	220pF	50V	SL	DD107SL221J50	K00175221		
C 4038	CERAMIC CAP.	10pF	500V	SL	DD06SL100D500	K00275100		
C 4039	CERAMIC CAP.	0.047uF	50V	F	DD110F473Z50	K13179009		
C 4040	CERAMIC CAP.	0.047uF	50V	F	DD110F473Z50	K13179009		
C 4041	CERAMIC CAP.	0.047uF	50V	F	DD110F473Z50	K13179009		
C 4042	CERAMIC CAP.	0.047uF	50V	F	DD110F473Z50	K13179009		
C 4043	CERAMIC CAP.	0.047uF	50V	F	DD110F473Z50	K13179009		
C 4044	CERAMIC CAP.	0.047uF	50V	F	DD110F473Z50	K13179009		
C 4045	CERAMIC CAP.	0.047uF	50V	F	DD110F473Z50	K13179009		
C 4046	CERAMIC CAP.	0.047uF	50V	F	DD110F473Z50	K13179009		
C 4047	CERAMIC CAP.	0.047uF	50V	F	DD110F473Z50	K13179009		

# LPF Unit

REF.	MFGR'S DESIG	VALUE	WV	TOL.	DESCRIPTION	YAESU P/N	VERS.	ADDR.
C 4048	CERAMIC CAP.	0.047 $\mu$ F	50V	F	DD110F473Z50	K13179009		
C 4049	CERAMIC CAP.	0.047 $\mu$ F	50V	F	DD110F473Z50	K13179009		
C 4050	CERAMIC CAP.	0.047 $\mu$ F	50V	F	DD110F473Z50	K13179009		
C 4051	CERAMIC CAP.	0.047 $\mu$ F	50V	F	DD110F473Z50	K13179009		
C 4052	CERAMIC CAP.	0.047 $\mu$ F	50V	F	DD110F473Z50	K13179009		
C 4053	CERAMIC CAP.	0.047 $\mu$ F	50V	F	DD110F473Z50	K13179009		
D 4001	DIODE				1SS270	G2090408		
D 4002	DIODE				1SS270	G2090408		
D 4003	DIODE				1SS106	G2090244		
D 4004	SURGE ABSORBER				DSP201M-S00B	Q9000375		
JP4001	WIRE-ASSY					T9206311		
L 4001	COIL				3.770U T50-2	L0021405		
L 4002	COIL				2.940U T50-2	L0021406		
L 4003	COIL				1.900U T50-2	L0020615		
L 4004	COIL				2.400U T-50-2	L0021433		
L 4005	COIL				1.100U T50-6	L0020617		
L 4006	COIL				1.320U T50-6	L0020618		
L 4007	COIL				0.620U T50-6	L0021407		
L 4008	COIL				0.460U T50-6	L0021408		
L 4009	COIL				8.0T8.5D0.9UEW R	L0021855		
L 4010	COIL				9.0T8.5D0.9UEW R	L0021856		
L 4011	COIL				6.0T8.0D0.8UEW R	L0021857		
L 4012	COIL				7.0T8.5D0.9UEW R	L0021858		
L 4013	COIL				110U R19.3-4.8-5	L0021859		
L 4014	M. RFC	1mH			LAL04NA102K	L1190090		
L 4015	M. RFC	1mH			LAL04NA102K	L1190090		
P 4002	WIRE-ASSY					T9317815		
P 4003								
P 4004	WIRE-ASSY					T9317816		
R 4002	CARBON FILM RES.	27	1/6W	5%	RD16UJ270	J02225270		
R 4003	CARBON FILM RES.	27	1/6W	5%	RD16UJ270	J02225270		
RL4001	RELAY		DC12V		AG2013	M1190045		
RL4002	RELAY		DC12V		AG2013	M1190045		
RL4003	RELAY		DC12V		AG2013	M1190045		
RL4004	RELAY		DC12V		AG2013	M1190045		
RL4005	RELAY		DC12V		AG2013	M1190045		
RL4006	RELAY		DC12V		AG2013	M1190045		
RL4007	RELAY		DC12V		AG2013	M1190045		
RL4008	RELAY		DC12V		AG2013	M1190045		
RL4009	RELAY		DC12V		AG2013	M1190045		
RL4010	RELAY		DC12V		AG2013	M1190045		
RL4011	RELAY		DC12V		AG2013	M1190045		
RL4012	RELAY		DC12V		AG2013	M1190045		
RL4013	RELAY		DC9V		AGP2017	M1190087		
TC4001	TRIMMER CAP.	20pF			ECV12W20X32	K91000013		

For Service Manuals Contact  
**MAURITRON TECHNICAL SERVICES**  
 8 Cherry Tree Rd, Chinnor  
 Oxon OX9 4QY  
 Tel:- 01844-351694 Fax:- 01844-352554  
 Email:- enquires@mauritron.co.uk



---

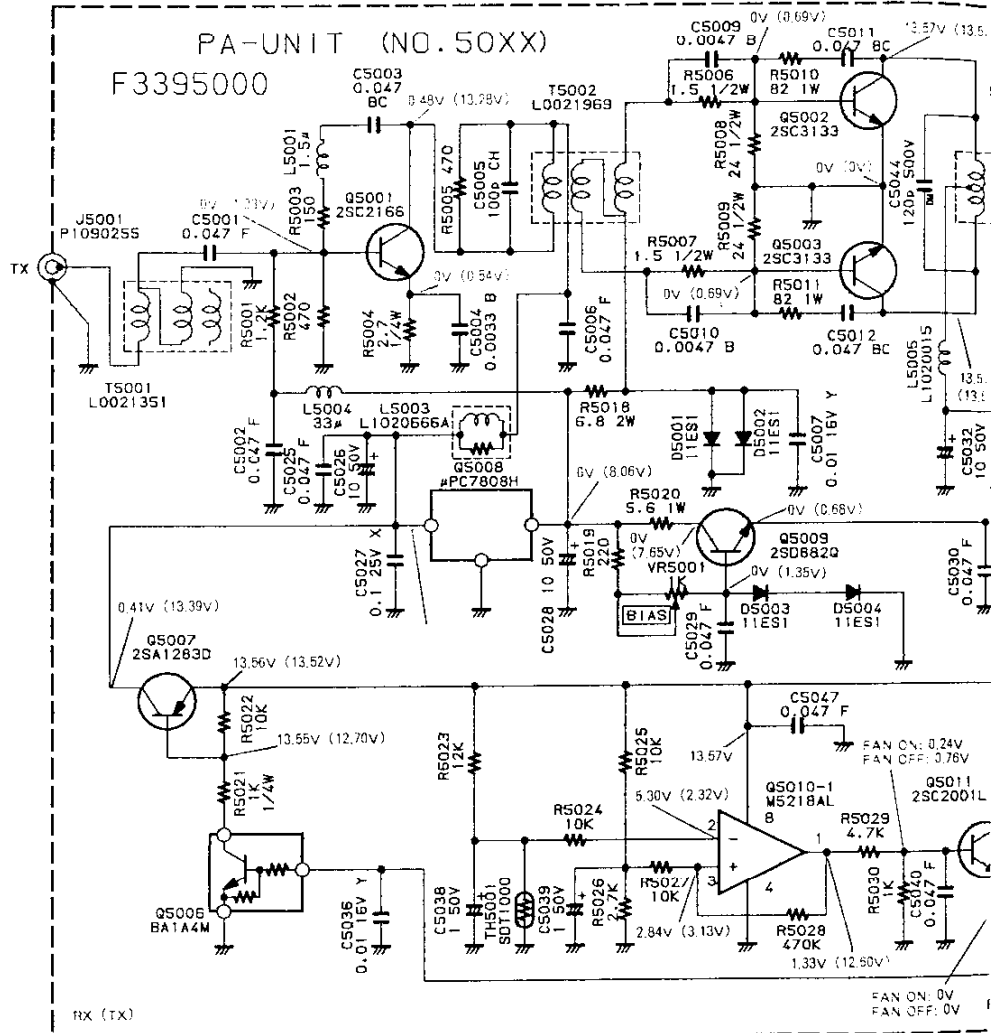
# LPF Unit

REF.	MFGR'S DESIG	VALUE	WV	TOL.	DESCRIPTION	YAESU P/N	VERS.	ADDR.
	JUMPER WIRE A				0.8-5.0	Q6100003		
	JUMPER WIRE A(6 pcs)				0.8-7.5	Q6100004		
	JUMPER WIRE A(7 pcs)				0.8-10.0	Q6100005		
	WIRE BIND(3 pcs)				PLT-1M BK-1	S3000022		

For Service Manuals Contact  
MAURITRON TECHNICAL SERVICES  
8 Cherry Tree Rd, Chinnor  
Oxon OX9 4QY  
Tel:- 01844-351694 Fax:- 01844-352554  
Email:- enquiries@mauritron.co.uk

For Service Manuals Contact  
MAURITRON TECHNICAL SERVICES  
8 Cherry Tree Rd, Chinnor  
Oxon OX9 4QY  
Tel: 01844-351694 Fax: 01844-352554  
Email: enquiries@mauritron.co.uk

# Circuit Diagram

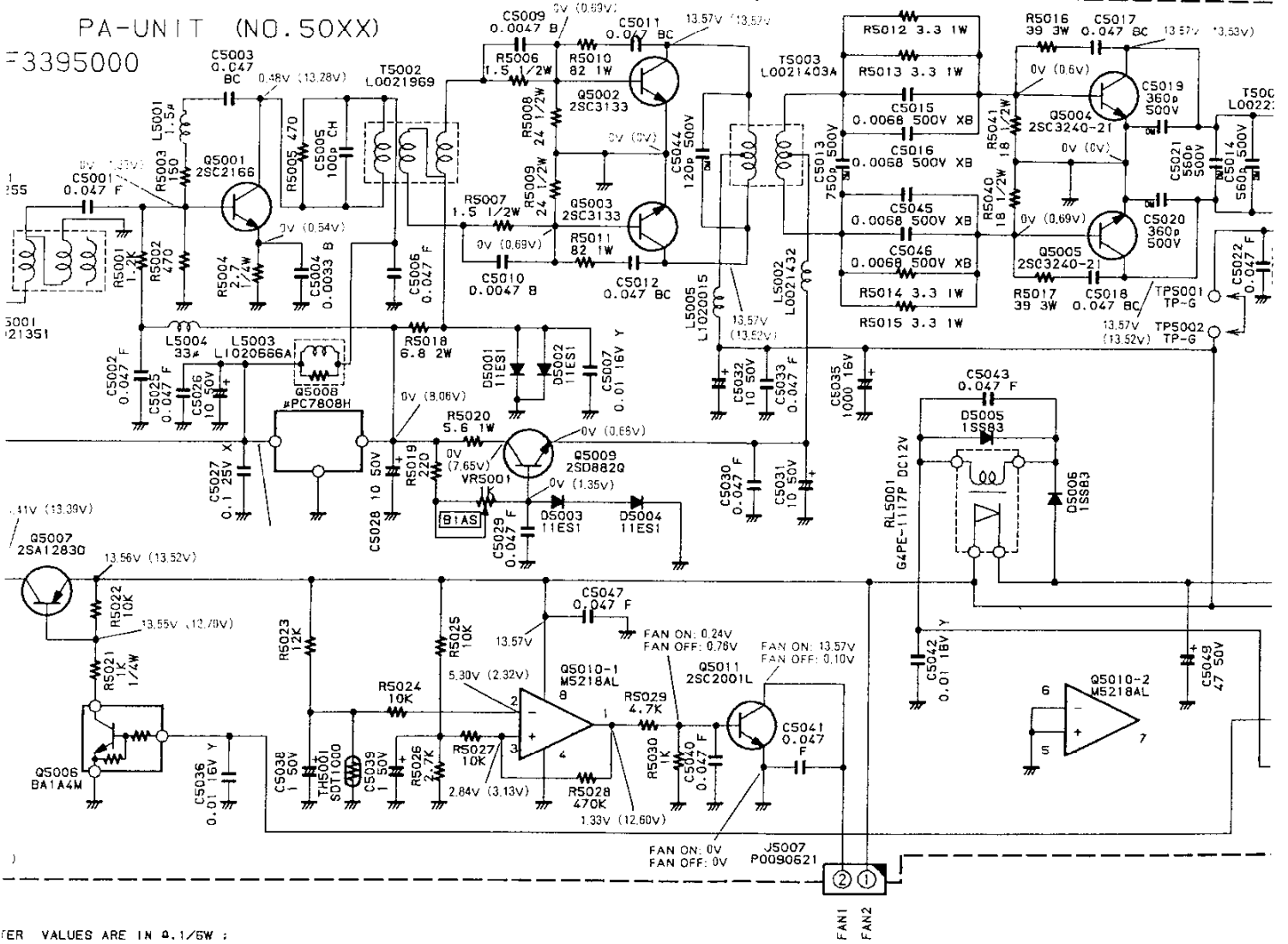


NOTE:  
RESISTOR VALUES ARE IN Ω, 1/6W ;  
CAPACITOR VALUES ARE IN μF, 50V ;  
INDUCTOR VALUES ARE IN H  
UNLESS OTHERWISE NOTED.

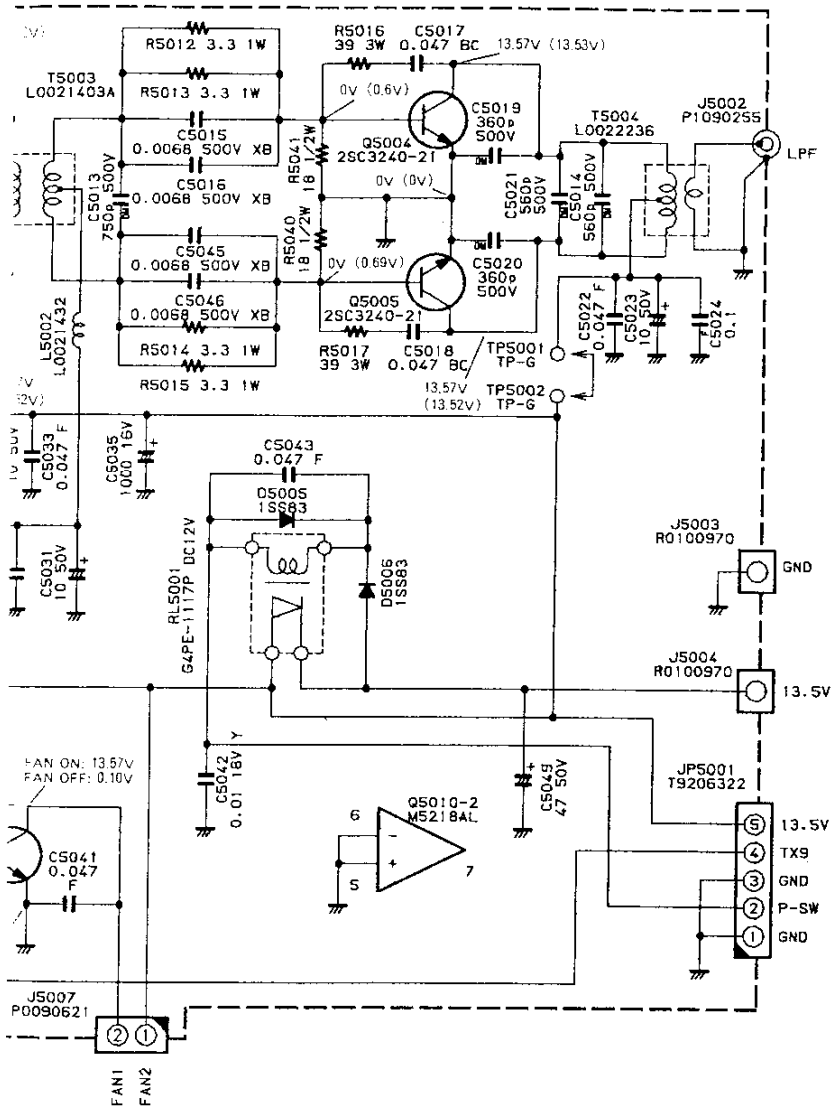
For Service Manuals Contact  
MAURITRON TECHNICAL SERVICES  
8 Cherry Tree Rd, Chinnor  
Oxon OX9 4QY  
Tel: 01844-351694 Fax: 01844-352554  
Email: enquiries@mauritron.co.uk

PA-UNIT (NO. 50XX)

F3395000




RESISTOR VALUES ARE IN OHMS ;  
 CAPACITOR VALUES ARE IN MICROF. SOV ;  
 TRANSFORMER VALUES ARE IN H ;  
 OTHERWISE NOTED.



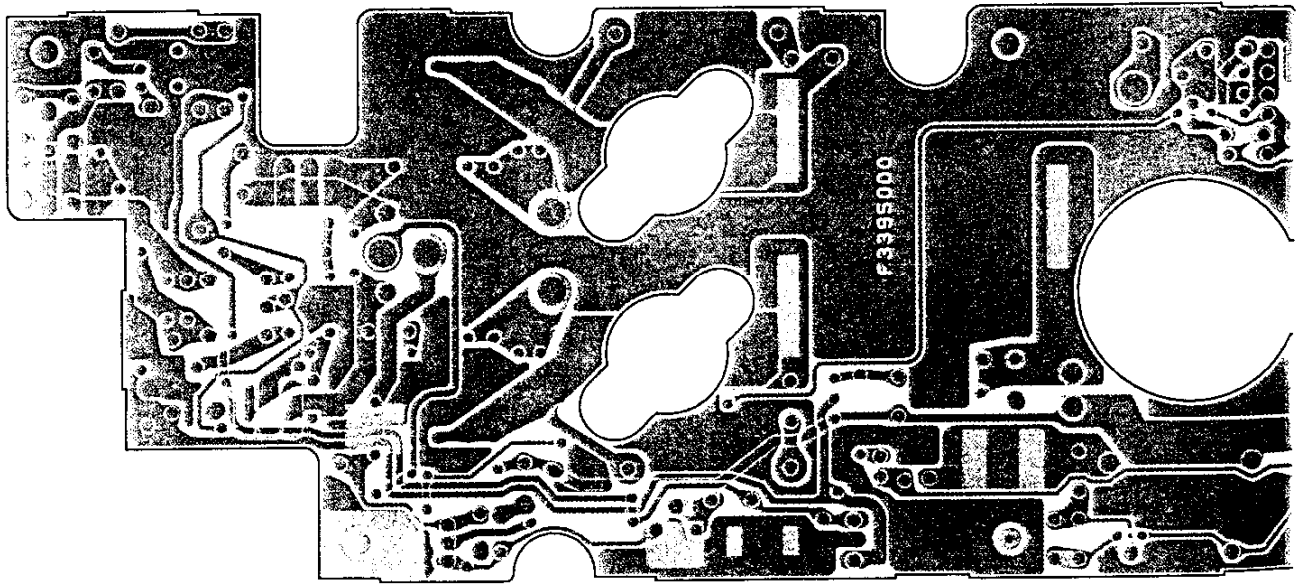
Downloaded by  Amateur Radio Directory   
  
[www.hamdirectory.info](http://www.hamdirectory.info)

For Service Manuals Contact  
**MAURITRON TECHNICAL SERVICES**  
 8 Cherry Tree Rd, Chinnor  
 Oxon OX9 4QY  
**Tel:- 01844-351694 Fax:- 01844-352554**  
 Email:- enquiries@mauritron.co.uk

Parts Layout

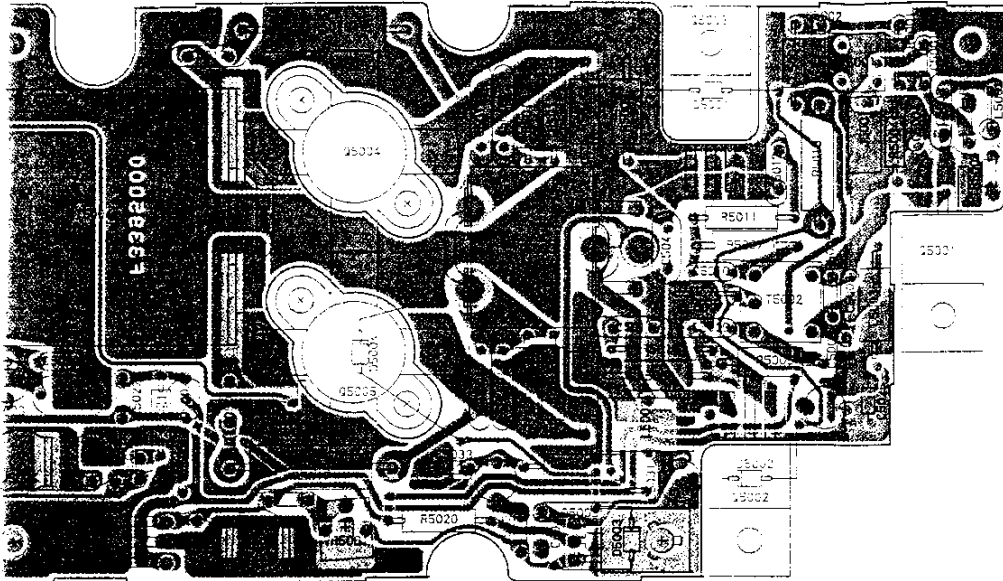


Obverse View of Component Side

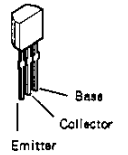
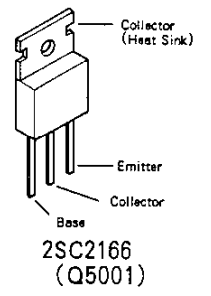


Obverse View of Solder Side

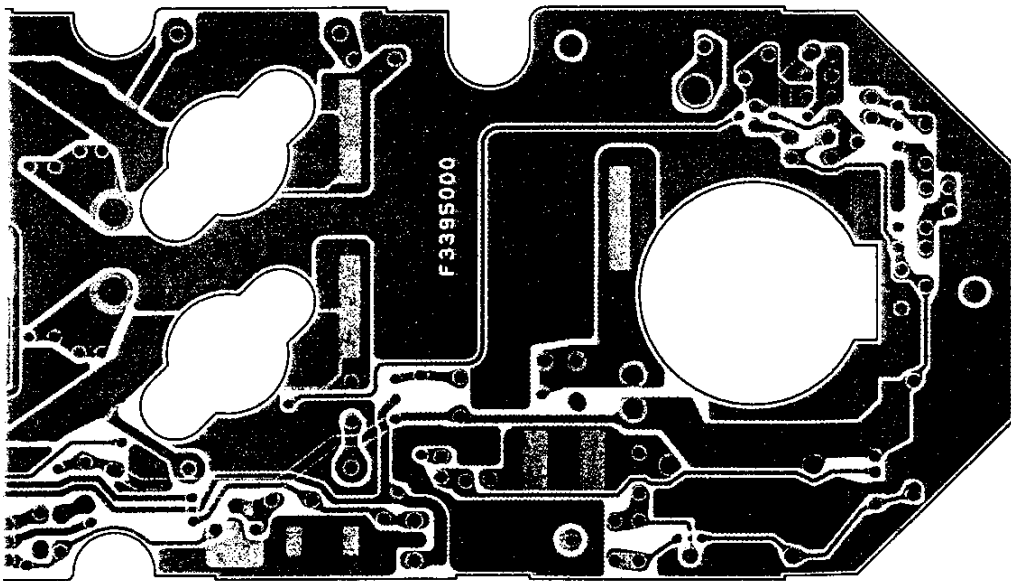
For Service Manuals Contact  
MAURITRON TECHNICAL SERVICES  
8 Cherry Tree Rd, Chinnor  
Oxon OX9 4QY  
Tel:- 01844-351694 Fax:- 01844-352554  
Email:- enquiries@mauritron.co.uk



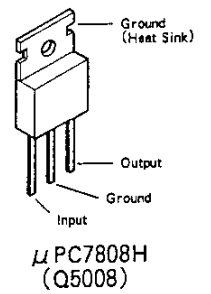
Obverse View of Component Side

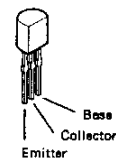
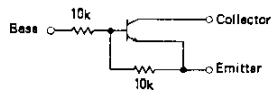
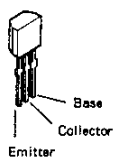
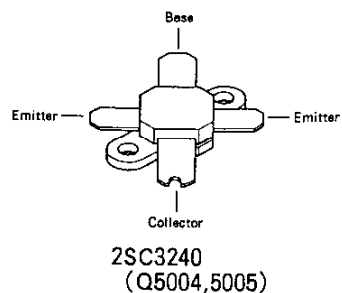
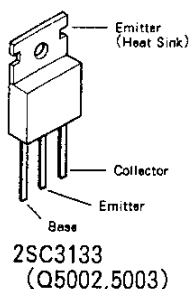
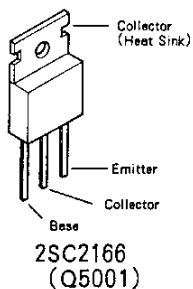
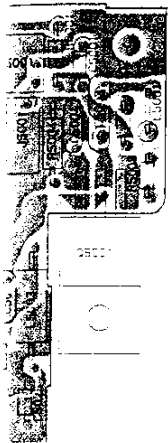


BA1  
(Q)

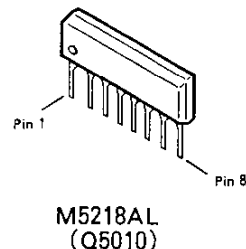
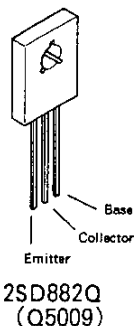
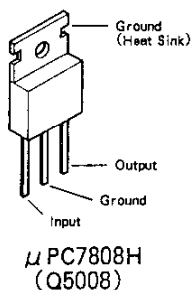
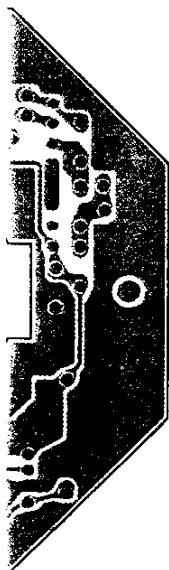


Obverse View of Solder Side





2SC2001  
(Q5011)



For Service Manuals Contact  
**MAURITRON TECHNICAL SERVICES**  
8 Cherry Tree Rd, Chinnor  
Oxon OX9 4QY  
Tel: 01844-351894 Fax: 01844-352554  
Email: [enquiries@mauritron.co.uk](mailto:enquiries@mauritron.co.uk)



## Parts List

REF.	MFGR'S DESIG	VALUE	WV	TOL.	DESCRIPTION	YAESU P/N	VERS.	ADDR.
*** PA UNIT ***								
	PCB with Components				<b>For Service Manuals Contact</b> <b>MAURITRON TECHNICAL SERVICES</b> 8 Cherry Tree Rd, Chinnor Oxon OX9 4QY Tel: 01844-351694 Fax: 01844-352554 Email: enquiries@mauritron.co.uk	CS1300001		
	Printed Circuit Board					F3395000		
C 5001	CERAMIC CAP.	0.047uF	50V	F	UP050F473Z-A-B	K28179002		
C 5002	CERAMIC CAP.	0.047uF	50V	F	UP050F473Z-A-B	K28179002		
C 5003	CERAMIC CAP.	0.047uF	50V	BC	DD310-979BC473M50	K26170758		
C 5004	CERAMIC CAP.	0.0033uF	50V	B	DD107B332K50	K10176332		
C 5005	CERAMIC CAP.	100pF	50V	CH	DD107CH101J50	K02175101		
C 5006	CERAMIC CAP.	0.047uF	50V	F	UP050F473Z-A-B	K28179002		
C 5007	CERAMIC CAP.	0.01uF	16V	Y	EP050Y103N-A	K28129001		
C 5009	CERAMIC CAP.	0.0047uF	50V	B	CK45B1H472MYS	K10179025		
C 5010	CERAMIC CAP.	0.0047uF	50V	B	CK45B1H472MYS	K10179025		
C 5011	CERAMIC CAP.	0.047uF	50V	BC	DD310-979BC473M50	K26170758		
C 5012	CERAMIC CAP.	0.047uF	50V	BC	DD310-979BC473M50	K26170758		
C 5013	MICA CAP.	750pF	500V		LCQ18751J5	K30275751		
C 5014	MICA CAP.	560pF	500V		DM19D561J5	K30279090		
C 5015	CERAMIC CAP.	0.0068uF	500V	XB	CD130XB682K500	K10276682		
C 5016	CERAMIC CAP.	0.0068uF	500V	XB	CD130XB682K500	K10276682		
C 5017	CERAMIC CAP.	0.047uF	50V	BC	DD310-979BC473M50	K26170758		
C 5018	CERAMIC CAP.	0.047uF	50V	BC	DD310-979BC473M50	K26170758		
C 5019	MICA CAP.	360pF	500V		DM15D361J5	K30279086		
C 5020	MICA CAP.	360pF	500V		DM15D361J5	K30279086		
C 5021	MICA CAP.	560pF	500V		DM19D561J5	K30279090		
C 5022	CERAMIC CAP.	0.047uF	50V	F	DD306-979F473Z50	K26170726		
C 5023	AL. ELECTRO. CAP.	10uF	50V		50V100M5X11TR5	K46170021		
C 5024	MICA CAP.	0.1uF	50V		50F2U104M	K50177104		
C 5025	CERAMIC CAP.	0.047uF	50V	F	UP050F473Z-A-B	K28179002		
C 5026	AL. ELECTRO. CAP.	10uF	50V		50V100M5X11TR5	K46170021		
C 5027	CERAMIC CAP.	0.1uF	25V	X	UAT10X104K-L45AE	K19149025		
C 5028	AL. ELECTRO. CAP.	10uF	50V		50V100M5X11TR5	K46170021		
C 5029	CERAMIC CAP.	0.047uF	50V	F	UP050F473Z-A-B	K28179002		
C 5030	CERAMIC CAP.	0.047uF	50V	F	UP050F473Z-A-B	K28179002		
C 5031	AL. ELECTRO. CAP.	10uF	50V		50V100M5X11TR5	K46170021		
C 5032	AL. ELECTRO. CAP.	10uF	50V		50V100M5X11TR5	K46170021		
C 5033	CERAMIC CAP.	0.047uF	50V	F	UP050F473Z-A-B	K28179002		
C 5035	AL. ELECTRO. CAP.	1000uF	16V		16R102S 13X16	K40129021		
C 5036	CERAMIC CAP.	0.01uF	16V	Y	EP050Y103N-A	K28129001		
C 5038	AL. ELECTRO. CAP.	1uF	50V		50V010M5X11TR5	K46170017		
C 5039	AL. ELECTRO. CAP.	1uF	50V		50V010M5X11TR5	K46170017		
C 5040	CERAMIC CAP.	0.047uF	50V	F	UP050F473Z-A-B	K28179002		
C 5041	CERAMIC CAP.	0.047uF	50V	F	UP050F473Z-A-B	K28179002		
C 5042	CERAMIC CAP.	0.01uF	16V	Y	EP050Y103N-A	K28129001		
C 5043	CERAMIC CAP.	0.047uF	50V	F	UP050F473Z-A-B	K28179002		
C 5044	MICA CAP.	120pF	500V		LCQ17121J5	K30275121		
C 5045	CERAMIC CAP.	0.0068uF	500V	XB	CD130XB682K500	K10276682		
C 5046	CERAMIC CAP.	0.0068uF	500V	XB	CD130XB682K500	K10276682		
C 5047	CERAMIC CAP.	0.047uF	50V	F	UP050F473Z-A-B	K28179002		
D 5001	DIODE				11ES1	G2090499		
D 5002	DIODE				11ES1	G2090499		

# PA Unit

REF.	MFGR'S DESIG	VALUE	WV	TOL.	DESCRIPTION	YAESU P/N	VERS.	ADDR.
D 5003	DIODE				11ES1	G2090499		
D 5004	DIODE				11ES1	G2090499		
D 5005	DIODE				1SS83RE	G2050007		
D 5006	DIODE				1SS270TJ	G2060004		
J 5001	CONNECTOR				TMP-J01X-A2	P1090255		
J 5002	CONNECTOR				TMP-J01X-A2	P1090255		
J 5003	TERMINAL					R0100970		
J 5004	TERMINAL					R0100970		
J 5007	CONNECTOR				SC25-02WS	P0090621		
JP5001	WIRE-ASSY					T9206322		
L 5001	M. RFC	1.5uH			LAL03VB1R5M	L1790130		
L 5002	COIL				41.00U 3A FR9.5-5	L0021432		
L 5003	RFC				43T0.16 4X9CB-20	L1020666A		
L 5004	M. RFC	33uH			LAL03TA330K	L1790101		
L 5005	RFC				FB-43-5111	L1020015		
Q 5001	TRANSISTOR				2SC2166	G3321660		
Q 5002	TRANSISTOR				2SC3133-21	G3090086		
Q 5003	TRANSISTOR				2SC3133-21	G3090086		
Q 5004	TRANSISTOR				2SC3240-21	G3090087		
Q 5005	TRANSISTOR				2SC3240-21	G3090087		
Q 5006	TRANSISTOR				BA1A4M-T	G3050001		
Q 5007	TRANSISTOR				2SA1283D	G3112830D		
Q 5008	IC				UPC7808H	G1090294		
Q 5009	TRANSISTOR				2SD882Q	G3408820Q		
Q 5010	IC				M5218AL	G1091140		
Q 5011	TRANSISTOR				2SC2001-L	G3320010L		
R 5001	CARBON FILM RES.	1.2K	1/6W	5%	RD16TPJ122	J07225122		
R 5002	CARBON FILM RES.	470	1/6W	5%	RD16TPJ471	J07225471		
R 5003	CARBON FILM RES.	150	1/6W	5%	RD16TPJ151	J07225151		
R 5004	CARBON FILM RES.	2.7	1/4W	5%	RD14TJ2R7	J01245279		
R 5005	CARBON FILM RES.	470	1/6W	5%	RD16TPJ471	J07225471		
R 5006	CARBON FILM RES.	1.5	1/2W	5%	RD12TJ1R5	J01275159		
R 5007	CARBON FILM RES.	1.5	1/2W	5%	RD12TJ1R5	J01275159		
R 5008	CARBON FILM RES.	24	1/2W	5%	RD12TJ240	J01275240		
R 5009	CARBON FILM RES.	24	1/2W	5%	RD12TJ240	J01275240		
R 5010	METAL FILM RES.	82	1W	5%	ERG-1SJ820P	J22309029		
R 5011	METAL FILM RES.	82	1W	5%	ERG-1SJ820P	J22309029		
R 5012	METAL FILM RES.	3.3	1W	5%	ERX-1SJ3R3P	J22309020		
R 5013	METAL FILM RES.	3.3	1W	5%	ERX-1SJ3R3P	J22309020		
R 5014	METAL FILM RES.	3.3	1W	5%	ERX-1SJ3R3P	J22309020		
R 5015	METAL FILM RES.	3.3	1W	5%	ERX-1SJ3R3P	J22309020		
R 5016	METAL FILM RES.	39	3W	5%	ERG-3SJ390P	J22359022		
R 5017	METAL FILM RES.	39	3W	5%	ERG-3SJ390P	J22359022		
R 5018	METAL FILM RES.	68	2W	5%	ERG-2SJ680P	J22339016		
R 5019	CARBON FILM RES.	220	1/6W	5%	RD16TPJ221	J07225221		
R 5020	METAL FILM RES.	5.6	1W	5%	ERX-1SJ5R6P	J22309030		
R 5021	CARBON FILM RES.	1K	1/4W	5%	RD14TJ102	J01245102		
R 5022	CARBON FILM RES.	10K	1/6W	5%	RD16TPJ103	J07225103		

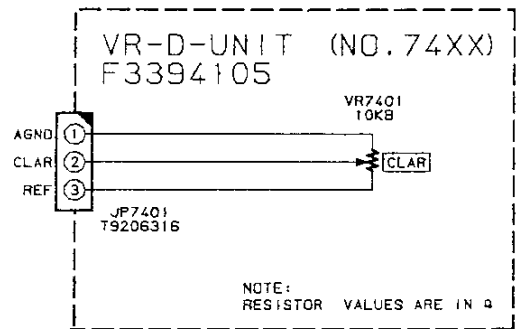
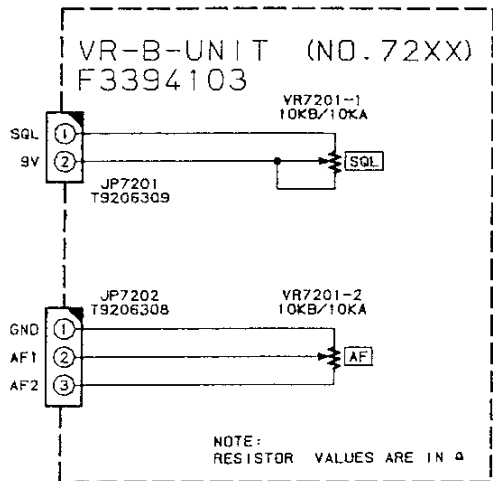
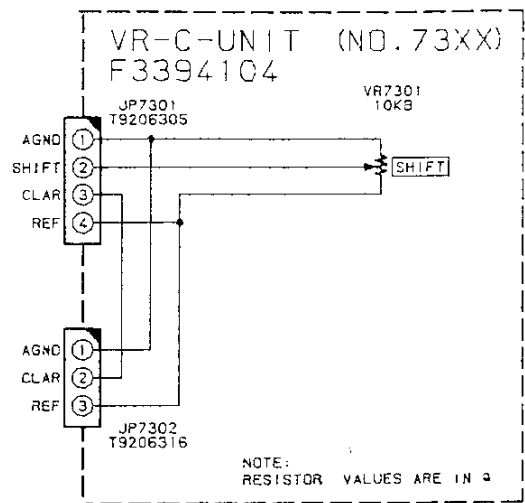
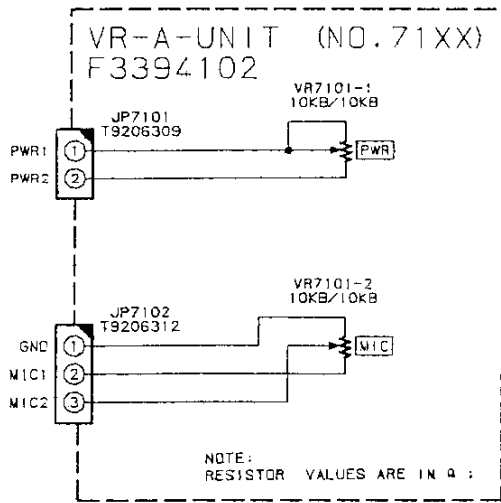
REF.	MFGR'S DESIG	VALUE	WV	TOL.	DESCRIPTION	YAESU P/N	VERS.	ADDR.
R 5023	CARBON FILM RES.	12K	1/6W	5%	RD16TPJ123	J07225123		
R 5024	CARBON FILM RES.	10K	1/6W	5%	RD16TPJ103	J07225103		
R 5025	CARBON FILM RES.	10K	1/6W	5%	RD16TPJ103	J07225103		
R 5026	CARBON FILM RES.	2.7K	1/6W	5%	RD16TPJ272	J07225272		
R 5027	CARBON FILM RES.	10K	1/6W	5%	RD16TPJ103	J07225103		
R 5028	CARBON FILM RES.	470K	1/6W	5%	RD16TPJ474	J07225474		
R 5029	CARBON FILM RES.	4.7K	1/6W	5%	RD16TPJ472	J07225472		
R 5030	CARBON FILM RES.	1K	1/6W	5%	RD16TPJ102	J07225102		
R 5040	CARBON FILM RES.	18	1/2W	5%	RD12TJ180	J01275180		
R 5041	CARBON FILM RES.	18	1/2W	5%	RD12TJ180	J01275180		
RL5001	RELAY		DC12V		G4PE-1117P	M1190095		
T 5001	COIL				4-1 2001F FR6	L0021351		
T 5002	COIL				- 3A6 RIB4X7	L0021969		
T 5003	COIL				D12A RIB10	L0021403A		
T 5004	COIL				5H2 RIB16-32	L0022236		
TH5001	THERMISTOR				SDT1000	G9090011		
TP5001	TP-G				MK1095	Q5000036		
TP5002	TP-G				MK1095	Q5000036		
VR5001	POT.	1K			EVN-DXAA03B13	J51783102		

For Service Manuals Contact  
**MAURITRON TECHNICAL SERVICES**  
 8 Cherry Tree Rd, Chinnor  
 Oxon OX9 4QY  
 Tel:- 01844-351694 Fax:- 01844-352554  
 Email:- enquiries@mauritron.co.uk

For Service Manuals Contact  
**MAURITRON TECHNICAL SERVICES**  
8 Cherry Tree Rd, Chinnor  
Oxon OX9 4QY  
Tel: 01844-351694 Fax: 01844-352554  
Email: enquiries@mauritron.co.uk

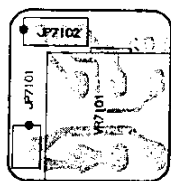
# VR-A / -B / -C / -D Unit

## Circuit Diagram



For Service Manuals Contact  
**MAURITRON TECHNICAL SERVICES**  
 8 Cherry Tree Rd, Chinnor  
 Oxon OX9 4QY  
 Tel: 01844-351694 Fax: 01844-352554  
 Email: enquiries@mauritron.co.uk

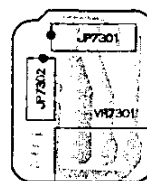
## Parts Layout



Obverse View of Component Side



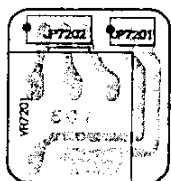
Obverse View of Solder Side



Obverse View of Component Side



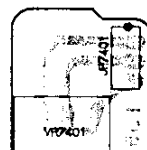
Obverse View of Solder Side



Obverse View of Component Side



Obverse View of Solder Side



Obverse View of Component Side



Obverse View of Solder Side

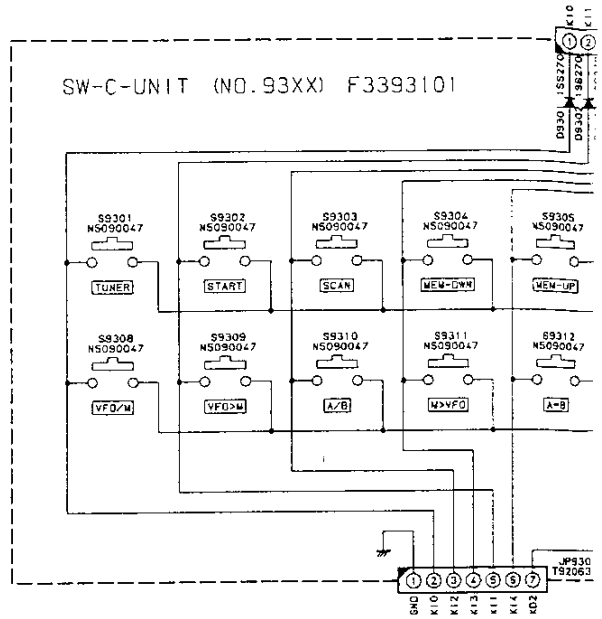
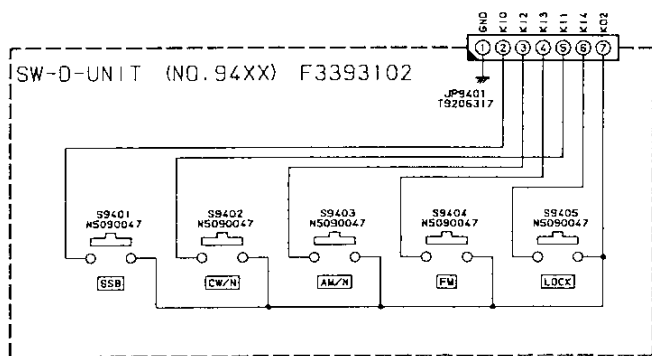
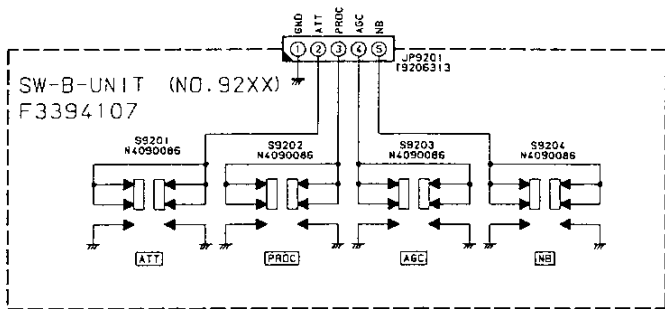
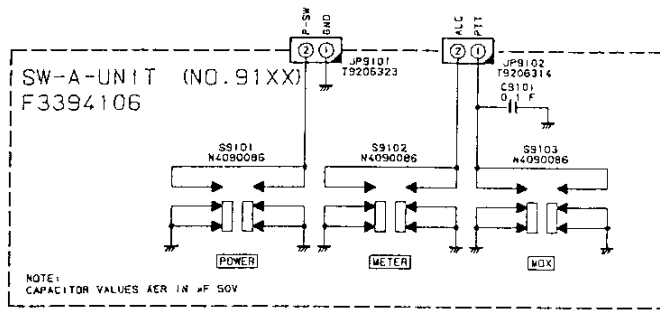
# VR-A / -B / -C / -D Unit

## Parts List

REF.	MFGR'S DESIG	VALUE	WV	TOL.	DESCRIPTION	YAESU P/N	VERS.	ADDR.
-----								
*** VR A UNIT ***								
					PCB with Components (W/O T9206309)	CS1304001		
					Printed Circuit Board	F3394102		
JP7101	WIRE-ASSY					T9206309		
JP7102	WIRE-ASSY					T9206312		
VR7101	POT.	10KC/10KB			RK1242210	J62800120		
-----								
REF.	MFGR'S DESIG	VALUE	WV	TOL.	DESCRIPTION	YAESU P/N	VERS.	ADDR.
-----								
*** VR B UNIT ***								
					PCB with Components	CS1305001		
					Printed Circuit Board	F3394103		
JP7202	WIRE-ASSY					T9206308		
VR7201	POT.	10KB/10KA			RK1242210	J62800119		
-----								
REF.	MFGR'S DESIG	VALUE	WV	TOL.	DESCRIPTION	YAESU P/N	VERS.	ADDR.
-----								
*** VR C UNIT ***								
					PCB with Components (W/O T9206316)	CS1306001		
					Printed Circuit Board	F3394104		
JP7301	WIRE-ASSY					T9206305		
JP7302	WIRE-ASSY					T9206316		
VR7301	POT.	10KB			RK0971110	J60800190		
-----								
REF.	MFGR'S DESIG	VALUE	WV	TOL.	DESCRIPTION	YAESU P/N	VERS.	ADDR.
-----								
*** VR D UNIT ***								
					PCB with Components	CS1307001		
					Printed Circuit Board	F3394105		
VR7401	POT.	10KB			RK0971110	J60800191		

For Service Manuals Contact  
MAURITRON TECHNICAL SERVICES  
8 Cherry Tree Rd, Chinnor  
Oxon OX9 4QY  
Tel:- 01844-351894 Fax:- 01844-352554  
Email:- enquiries@mauritron.co.uk

# Circuit Diagram




For Service Manuals Contact  
**MAURITRON TECHNICAL SERVICES**  
 8 Cherry Tree Rd, Chinnor  
 Oxon OX9 4QY  
 Tel: 01844-351694 Fax: 01844-352554  
 Email: enquiries@mauritron.co.uk

SW-A Unit Parts Layout




Obverse View of Component Side




Obverse View of Solder Side

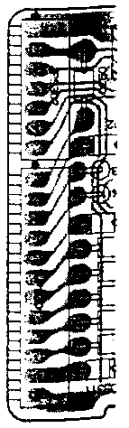
SW-B Unit Parts Layout



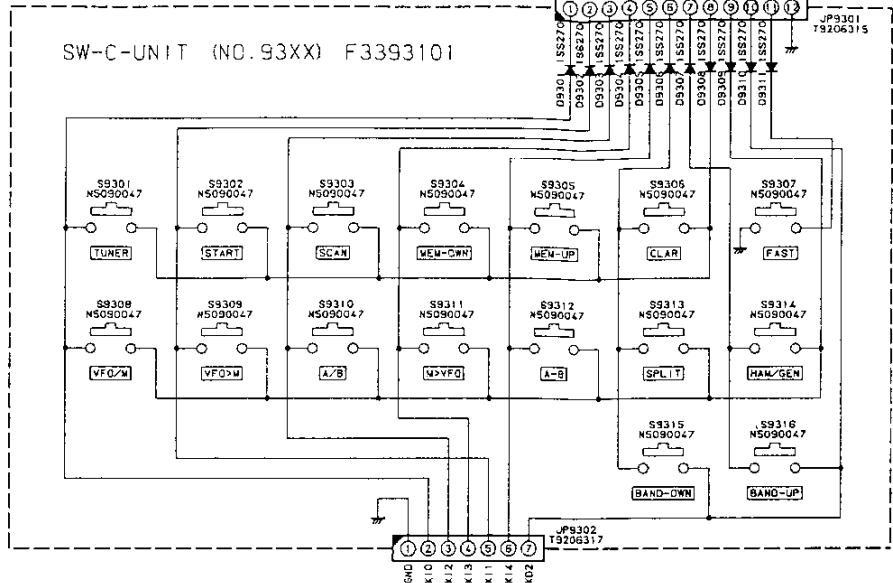
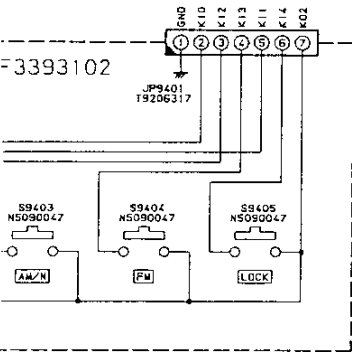
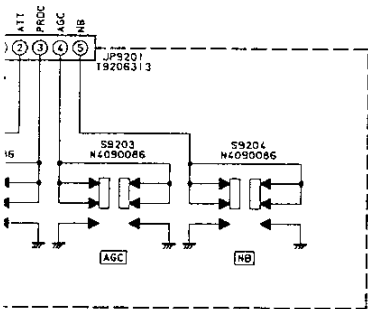
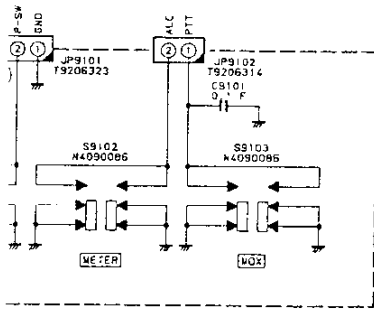
Obverse View of Component Side



Obverse View of Solder Side

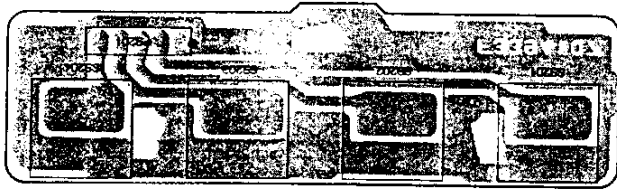
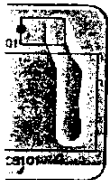







Layout

SW-B Unit Parts Layout



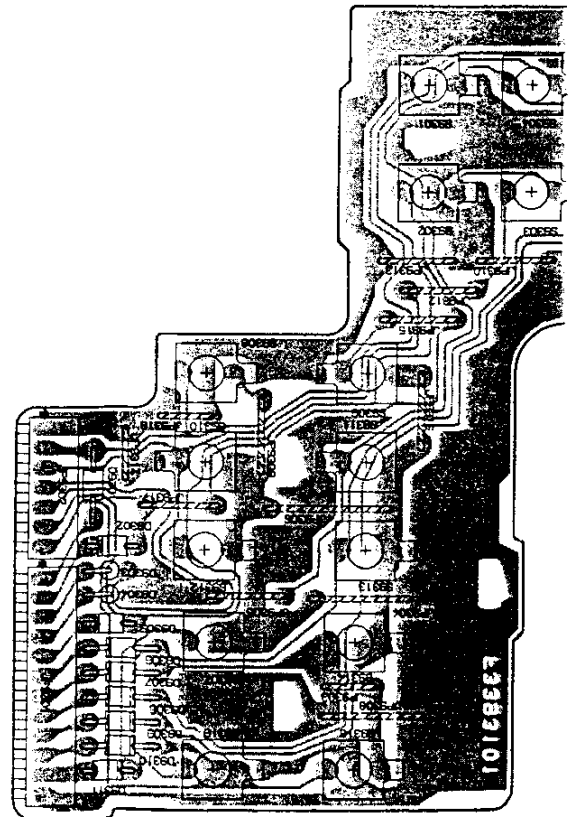
Component Side

Obverse View of Component Side



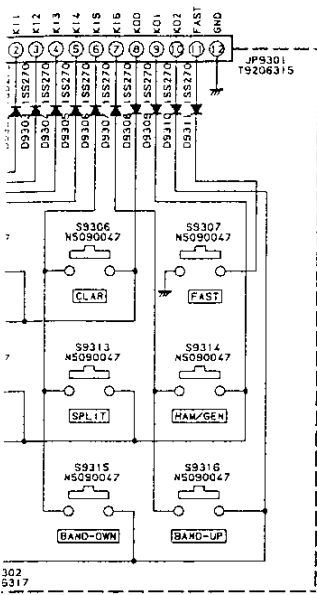
Solder Side

Obverse View of Solder Side

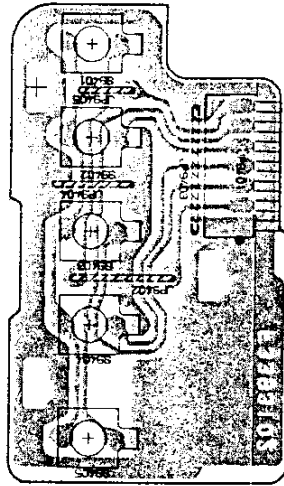


Obverse View of Component Side


# SW-A / -B / -C / -D Unit



## SW-D Unit Parts Layout

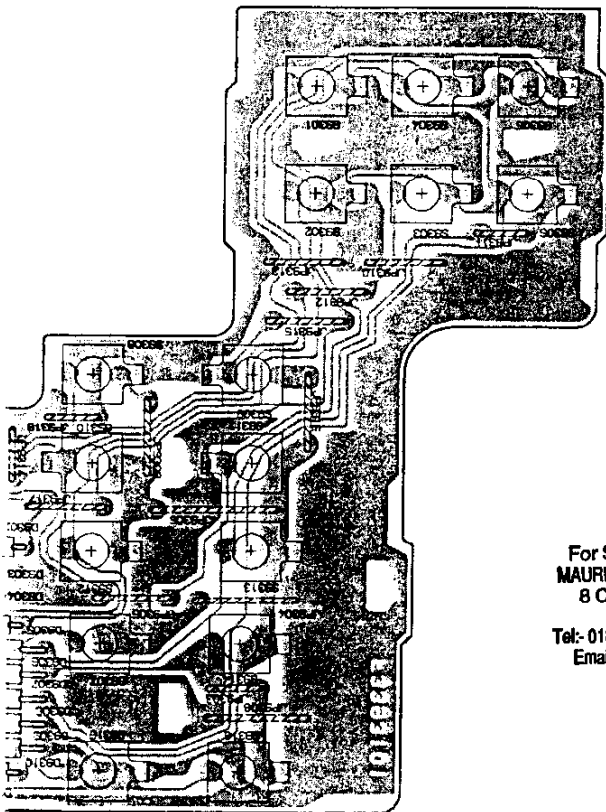


Obverse View of Component Side

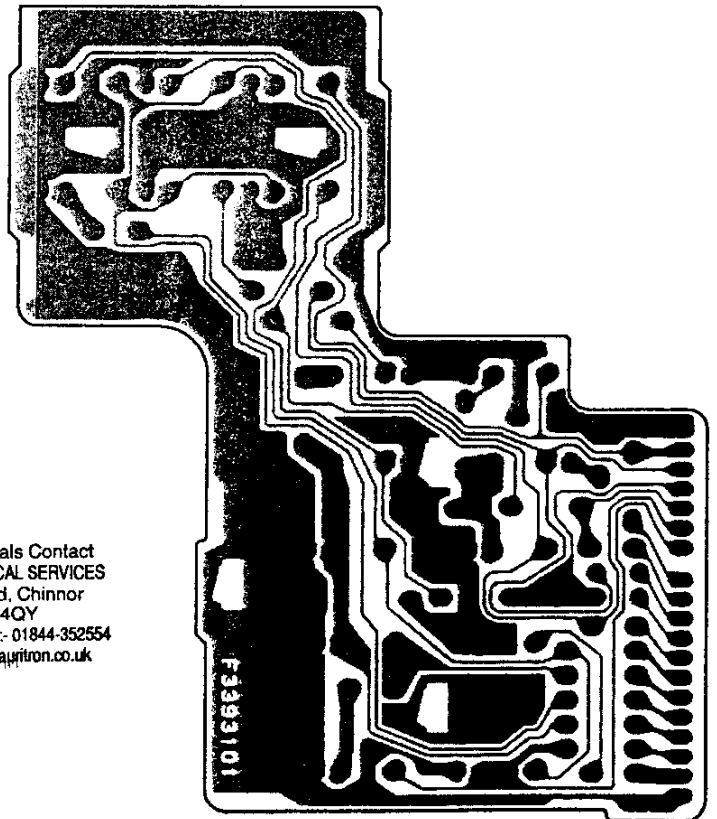


Obverse View of Solder Side

## SW-C Unit Parts Layout



Obverse View of Component Side



Obverse View of Solder Side

For Service Manuals Contact  
**MAURITRON TECHNICAL SERVICES**  
 8 Cherry Tree Rd, Chinnor  
 Oxon OX9 4QY  
 Tel: 01844-351694 Fax: 01844-352554  
 Email: enquiries@mauritron.co.uk

# SW-A / -B / -C / -D Unit

## Parts List

REF.	MFGR'S DESIG	VALUE	WV	TOL.	DESCRIPTION	YAESU P/N	VERS.	ADDR.
*** SW A UNIT ***								
	PCB with Components					CS1308001		
	Printed Circuit Board					F3394106		
C 9101	CERAMIC CAP.	0.1uF	50V	F	UP050F104Z-A-B	K28179003		
JP9101	WIRE-ASSY					T9206323		
JP9102	WIRE-ASSY					T9206314		
S 9101	PUSH SWITCH				SPH121A94	N4090086		
S 9102	PUSH SWITCH				SPH121A94	N4090086		
S 9103	PUSH SWITCH				SPH121A94	N4090086		

REF.	MFGR'S DESIG	VALUE	WV	TOL.	DESCRIPTION	YAESU P/N	VERS.	ADDR.
*** SW B UNIT ***								
	PCB with Components					CA1051001		
	Printed Circuit Board					F3394107		
JP9201	WIRE-ASSY					T9206313		
S 9201	PUSH SWITCH				SPH121A94	N4090086		
S 9202	PUSH SWITCH				SPH121A94	N4090086		
S 9203	PUSH SWITCH				SPH121A94	N4090086		
S 9204	PUSH SWITCH				SPH121A94	N4090086		

For Service Manuals Contact  
MAURITRON TECHNICAL SERVICES  
8 Cherry Tree Rd, Chinnor  
Oxon OX9 4QY  
Tel:- 01844-351694 Fax:- 01844-352554  
Email:- enquiries@mauritron.co.uk

# SW-A / -B / -C / -D Unit

REF.	MFGR'S DESIG	VALUE	WV	TOL.	DESCRIPTION	YAESU P/N	VERS.	ADDR.
------	--------------	-------	----	------	-------------	-----------	-------	-------

\*\*\* SW C UNIT \*\*\*

	PCB with Components (W/O T9206317)					CS1302001		
	Printed Circuit Board					F3393101		
D 9301	DIODE				1SS270TJ	G2060004		
D 9302	DIODE				1SS270TJ	G2060004		
D 9303	DIODE				1SS270	G2090408		
D 9304	DIODE				1SS270TJ	G2060004		
D 9305	DIODE				1SS270TJ	G2060004		
D 9306	DIODE				1SS270TJ	G2060004		
D 9307	DIODE				1SS270TJ	G2060004		
D 9308	DIODE				1SS270TJ	G2060004		
D 9309	DIODE				1SS270TJ	G2060004		
D 9310	DIODE				1SS270TJ	G2060004		
D 9311	DIODE				1SS270TJ	G2060004		
JP9301	WIRE-ASSY					T9206315		
JP9302	WIRE-ASSY					T9206317		

S 9301	TACT SWITCH				EVQ-333 H=9.5	N5090047		
S 9302	TACT SWITCH				EVQ-333 H=9.5	N5090047		
S 9303	TACT SWITCH				EVQ-333 H=9.5	N5090047		
S 9304	TACT SWITCH				EVQ-333 H=9.5	N5090047		
S 9305	TACT SWITCH				EVQ-333 H=9.5	N5090047		
S 9306	TACT SWITCH				EVQ-333 H=9.5	N5090047		
S 9307	TACT SWITCH				EVQ-333 H=9.5	N5090047		
S 9308	TACT SWITCH				EVQ-333 H=9.5	N5090047		
S 9309	TACT SWITCH				EVQ-333 H=9.5	N5090047		
S 9310	TACT SWITCH				EVQ-333 H=9.5	N5090047		
S 9311	TACT SWITCH				EVQ-333 H=9.5	N5090047		
S 9312	TACT SWITCH				EVQ-333 H=9.5	N5090047		
S 9313	TACT SWITCH				EVQ-333 H=9.5	N5090047		
S 9314	TACT SWITCH				EVQ-333 H=9.5	N5090047		
S 9315	TACT SWITCH				EVQ-333 H=9.5	N5090047		
S 9316	TACT SWITCH				EVQ-333 H=9.5	N5090047		

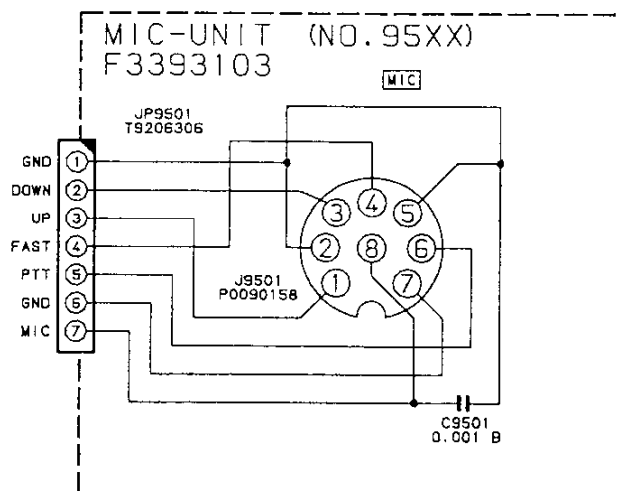
For Service Manuals Contact  
**MAURITRON TECHNICAL SERVICES**  
 8 Cherry Tree Rd, Chinnor  
 Oxon OX9 4QY  
 Tel: 01844-351694 Fax: 01844-352554  
 Email: enquiries@mauritron.co.uk

REF.	MFGR'S DESIG	VALUE	WV	TOL.	DESCRIPTION	YAESU P/N	VERS.	ADDR.
------	--------------	-------	----	------	-------------	-----------	-------	-------

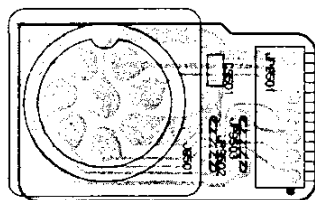
\*\*\* SW D UNIT \*\*\*

	PCB with Components					CS1303001		
	Printed Circuit Board					F3393102		
S 9401	TACT SWITCH				EVQ-333 H=9.5	N5090047		
S 9402	TACT SWITCH				EVQ-333 H=9.5	N5090047		
S 9403	TACT SWITCH				EVQ-333 H=9.5	N5090047		
S 9404	TACT SWITCH				EVQ-333 H=9.5	N5090047		
S 9405	TACT SWITCH				EVQ-333 H=9.5	N5090047		


## Circuit Diagram



## Parts Layout



Obverse View of Component Side



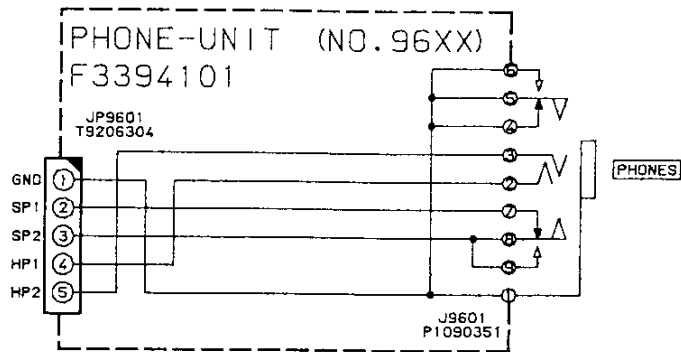
Obverse View of Solder Side

## Parts List

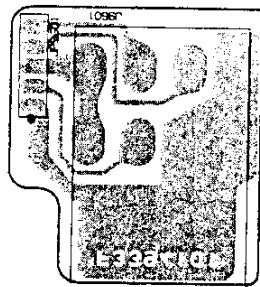
REF.	MFGR'S DESIG	VALUE	WV	TOL.	DESCRIPTION	YAESU P/N	VERS.	ADDR.
*** MIC UNIT ***								
	PCB with Components					CA1058001		
	Printed Circuit Board					F3393103		
C 9501	CERAMIC CAP.	0.001uF	50V	B	UP050B102K-A-B	K28179001		
J 9501	CONNECTOR				FM214-8SS(A)	P0090158		
JP9501	WIRE-ASSY					T9206306		

# PHONE Unit


## Circuit Diagram



## Parts Layout



Obverse View of Component Side



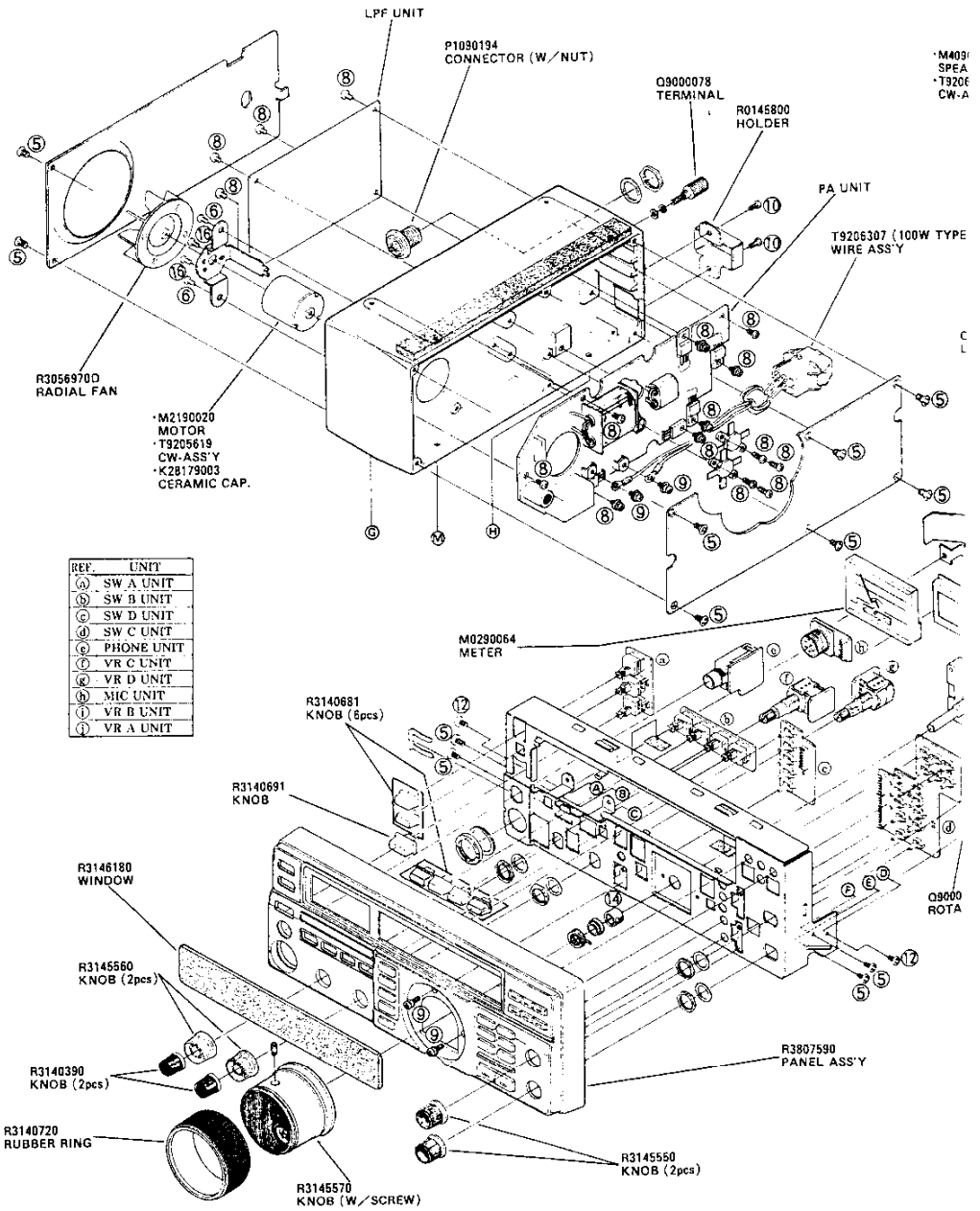
Obverse View of Solder Side

## Parts List

REF.	MFGR'S DESIG	VALUE	WV	TOL.	DESCRIPTION	YAESU P/N	VERS.	ADDR.
*** PHONE UNIT ***								
		PCB with Components				CA1059001		
		Printed Circuit Board				F3394101		
J 9601	CONNECTOR			S-G4617#03		P1090351		
JP9601	WIRE-ASSY					T9206304		

For Service Manuals Contact  
**MAURITRON TECHNICAL SERVICES**  
 8 Cherry Tree Rd, Chinnor  
 Oxon OX9 4QY  
 Tel: 01844-351694 Fax: 01844-352554  
 Email: enquiries@mauritron.co.uk

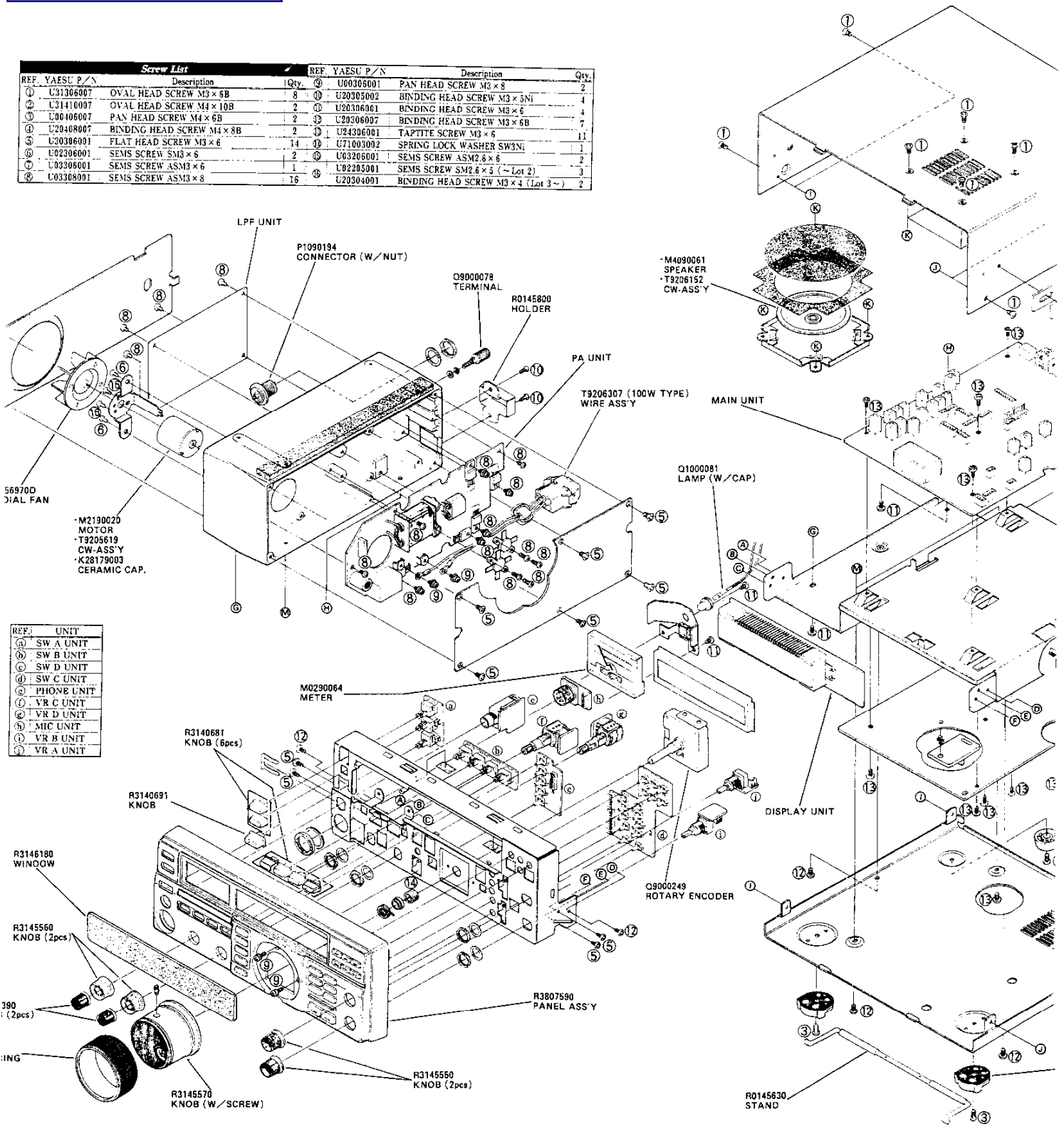
Screw List			REF. YAESU P/N	Description	Qty.
REF. YAESU P/N	Description	Qty.	REF. YAESU P/N	Description	Qty.
① U31306007	OVAL HEAD SCREW M3 × 6B	8	④ U00306001	PAN HEAD SCREW M3 × 8	2
② U3110007	OVAL HEAD SCREW M4 × 10B	2	⑤ U20305002	BINDING HEAD SCREW M3 × 5NI	4
③ U00406007	PAN HEAD SCREW M4 × 6B	2	⑥ U20306001	BINDING HEAD SCREW M3 × 6	4
④ U20406007	BINDING HEAD SCREW M4 × 8B	2	⑦ U20306007	BINDING HEAD SCREW M3 × 6B	7
⑤ U30306001	FLAT HEAD SCREW M3 × 6	14	⑧ U24306001	TAPTITE SCREW M3 × 6	11
⑥ U02306001	SEMS SCREW SM3 × 6	2	⑨ U71003002	SPRING LOCK WASHER SW3NI	1
⑦ U03306001	SEMS SCREW ASM3 × 6	1	⑩ U03206001	SEMS SCREW ASM2.6 × 6	2
⑧ U03308001	SEMS SCREW ASM3 × 8	16	⑪ U02206001	SEMS SCREW SM2.6 × 5 (~ Lot 2)	3
			⑫ U20304001	BINDING HEAD SCREW M3 × 4 (Lot 3~)	2



For Service Manuals Contact  
**MAURITRON TECHNICAL SERVICES**  
 8 Cherry Tree Rd, Chinnor  
 Oxon OX9 4QY  
 Tel: 01844-351894 Fax: 01844-352554  
 Email: enquiries@mauritron.co.uk

Downloaded by  
 Amateur Radio Directory  
[www.hamdirectory.info](http://www.hamdirectory.info)

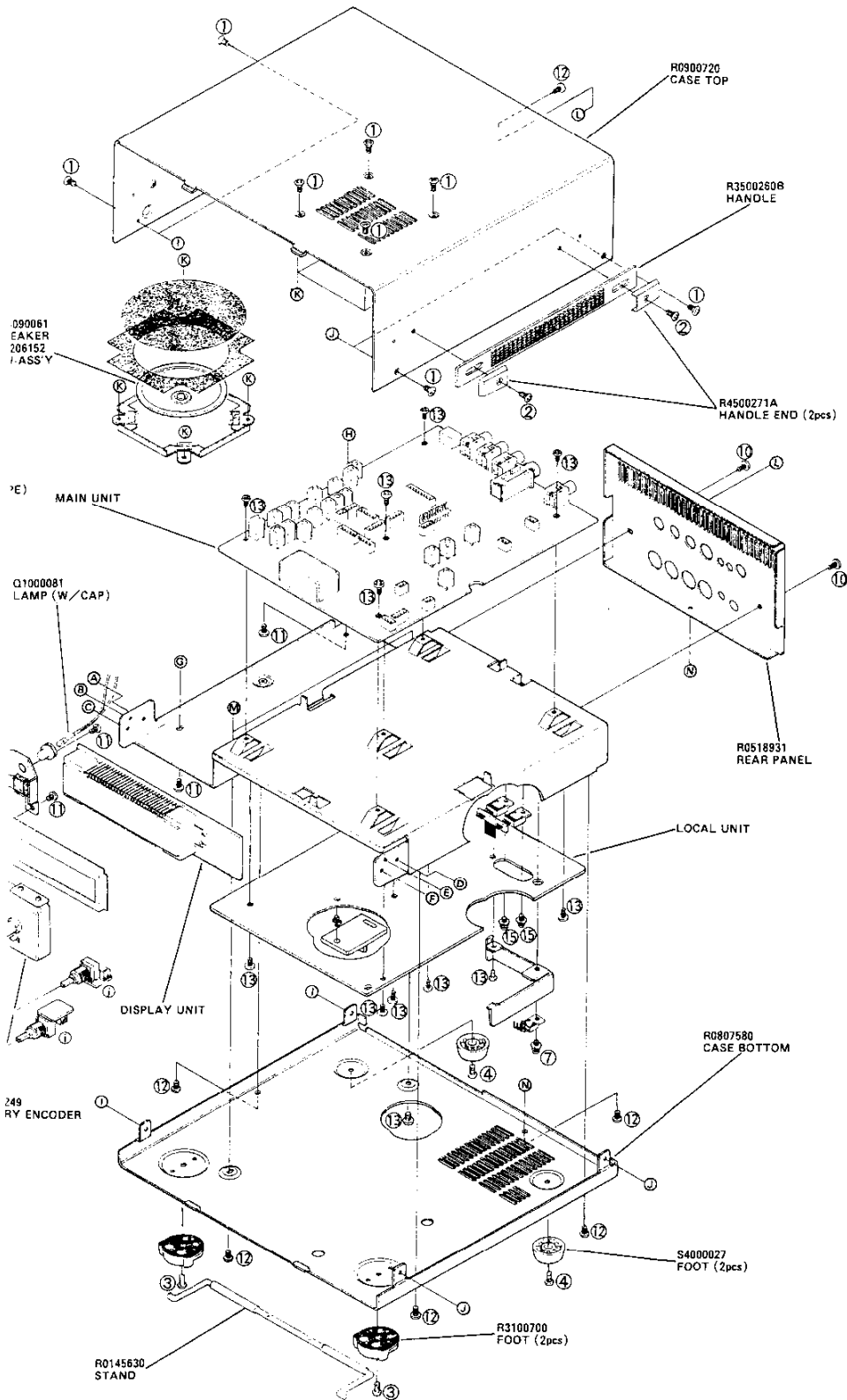
Screw List		REF.	YAESU P/N	Description	Qty.		
REF.	YAESU P/N	Description	Qty.	REF.	YAESU P/N	Description	Qty.
①	U00306007	OVAL HEAD SCREW M3 × 6B	8	①	U00306001	PAN HEAD SCREW M3 × 6	2
②	U31410007	OVAL HEAD SCREW M4 × 10B	2	②	U20305002	BINDING HEAD SCREW M3 × 5N1	4
③	U00406007	PAN HEAD SCREW M4 × 6B	2	③	U20306001	BINDING HEAD SCREW M3 × 6	4
④	U20408007	BINDING HEAD SCREW M4 × 8B	2	④	U20306007	BINDING HEAD SCREW M3 × 6B	7
⑤	U20306001	FLAT HEAD SCREW M3 × 6	14	⑤	U24306001	TAPTITE SCREW M3 × 6	11
⑥	U20306001	SEMS SCREW SM3 × 6	2	⑥	U71003002	SPRING LOCK WASHER SW3N1	1
⑦	U03206001	SEMS SCREW ASM3 × 6	1	⑦	U03205001	SEMS SCREW ASM2.6 × 6	2
⑧	U03306001	SEMS SCREW ASM3 × 8	1	⑧	U02205001	SEMS SCREW SM2.6 × 5 (- Lot 2)	3
⑨	U03306001	SEMS SCREW ASM3 × 8	16	⑨	U20304001	BINDING HEAD SCREW M3 × 4 (Lot 3~)	2



REF.	UNIT
④	SW A UNIT
⑥	SW B UNIT
⑦	SW D UNIT
⑧	SW C UNIT
⑨	PHONE UNIT
⑩	VR C UNIT
⑪	VR D UNIT
⑫	MIC UNIT
⑬	VR B UNIT
⑭	VR A UNIT



# Exploded View & Miscellaneous Parts

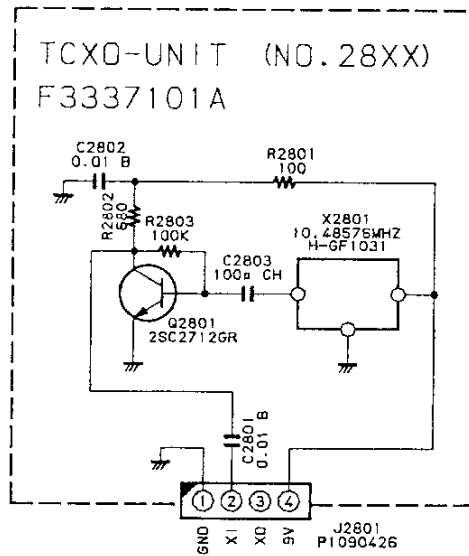


For Service Manuals Contact  
**MAURITRON TECHNICAL SERVICES**  
 8 Cherry Tree Rd, Chinnor  
 Oxon OX9 4QY  
 Tel:- 01844-351894 Fax:- 01844-352554  
 Email:- enquiries@mauritron.co.uk

Non-designated parts are available only  
 as part of a designated assembly.


# TCXO-4 (option)

## Circuit Diagram




NOTE:  
RESISTOR VALUES ARE IN Ω, 1/10W ;  
CAPACITOR VALUES ARE IN µF, 50V ;  
UNLESS OTHERWISE NOTED.

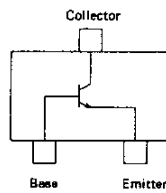
## Parts Layout



Obverse View of Component Side



Obverse View of Chip Side



2SC2712GR (LG)  
(Q2801)

For Service Manuals Contact  
MAURITRON TECHNICAL SERVICES  
8 Cherry Tree Rd, Chinnor  
Oxon OX9 4QY  
Tel: 01844-351694 Fax: 01844-352554  
Email: enquiries@mauritron.co.uk

# TCXO-4 (option)

## Parts List

REF.	MFGR'S DESIG	VALUE	WV	TOL.	DESCRIPTION	YAESU P/N	VERS.
*** TCXO-4 ***							
Printed Circuit Board						F3337101A	
C 2801	CHIP CAP.	0.01uF	50V	B	GRM40B103M50PT	K22170817	
C 2802	CHIP CAP.	0.01uF	50V	B	GRM40B103M50PT	K22170817	
C 2803	CHIP CAP.	33pF	50V	CH	GRM40CH330J50PT	K22170223	
J 2801	CONNECTOR				5124-04BHPB	P1090426	
Q 2801	TRANSISTOR				2SC2712GR TE85R	G3327127G	
R 2801	CHIP RES.	100	1/10W	5%	RMC1/10T 101J	J24205101	
R 2802	CHIP RES.	1K	1/10W	5%	RMC1/10T 102J	J24205102	
R 2803	CHIP RES.	100K	1/10W	5%	RMC1/10T 104J	J24205104	
X 2801	XTAL	10.48576MHz			GF-1031	H9500140	

For Service Manuals Contact  
MAURITRON TECHNICAL SERVICES  
8 Cherry Tree Rd, Chinnor  
Oxon OX9 4QY  
Tel:- 01844-351694 Fax:- 01844-352554  
Email:- enquiries@mauritron.co.uk

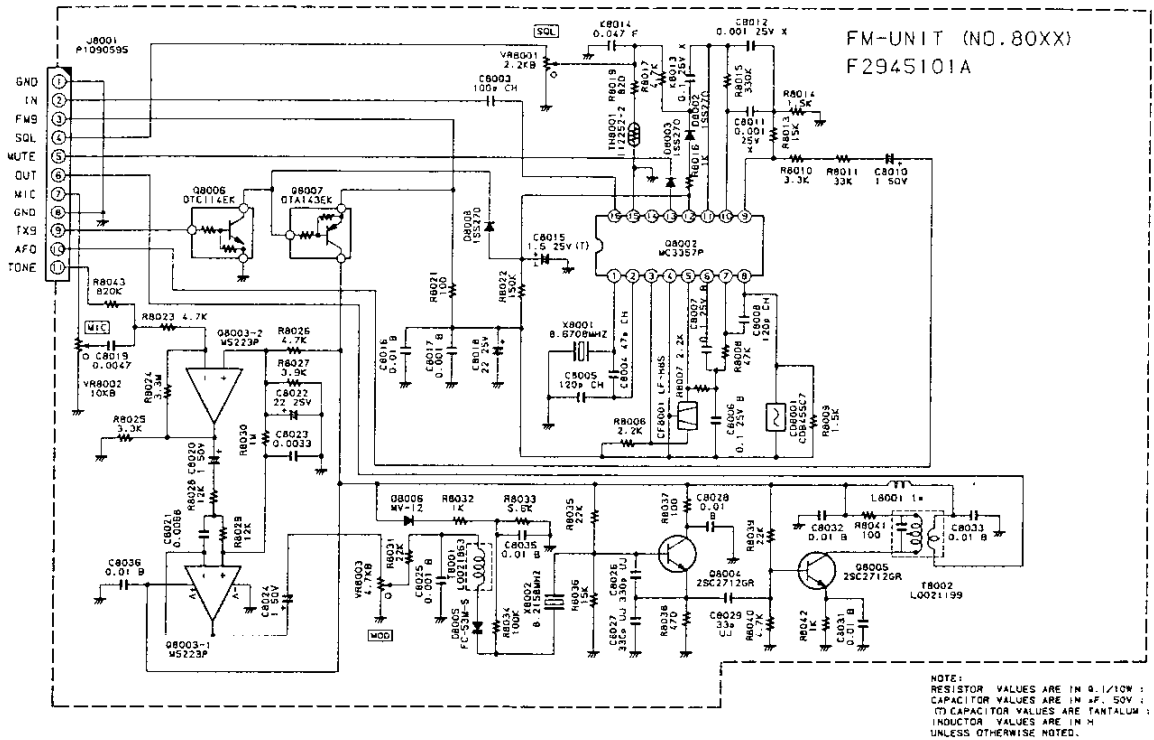
# Notes

---

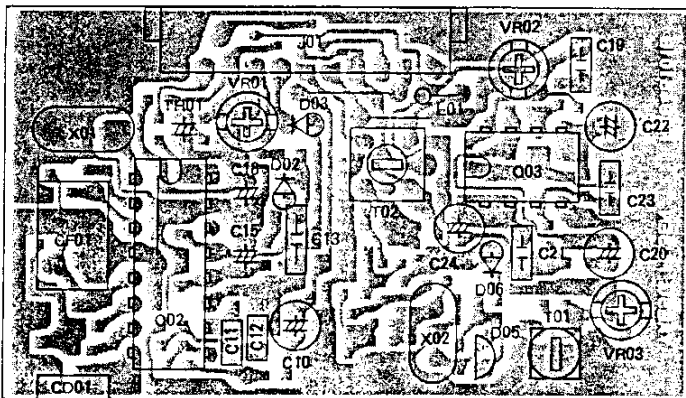
For Service Manuals Contact  
**MAURITRON TECHNICAL SERVICES**  
8 Cherry Tree Rd, Chinnor  
Oxon OX9 4QY  
Tel:- 01844-351694 Fax:- 01844-352554  
Email: enquiries@mauritron.co.uk

# FM Unit-747 (option)

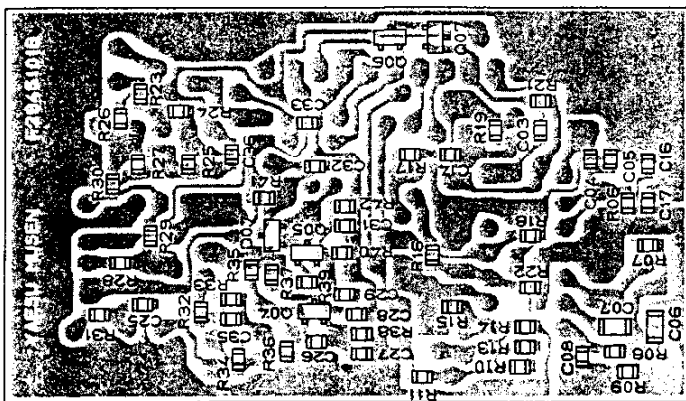
## Circuit Diagram



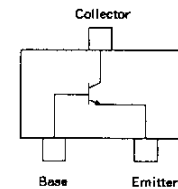
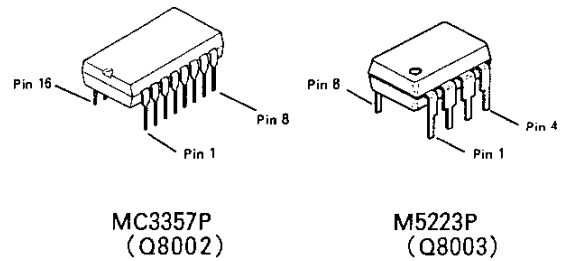
## Parts Layout



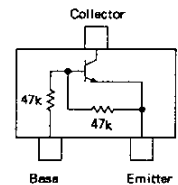
Obverse View of Component Side



Obverse View of Chip Side



2SC2712GR (LG)  
(Q8004, 8005)



DTC114EK (24)  
(Q8006)

# FM Unit-747 (option)

## Parts List

REF.	MFGR'S DESIG	VALUE	WV	TOL.	DESCRIPTION	YAESU P/N	VERS.
*** FM UNIT-747 ***							
Printed Circuit Board						F2945101B	
C 8003	CHIP CAP.	100pF	50V	CH	GRM40CH101J50PT	K22170235	
C 8004	CHIP CAP.	47pF	50V	CH	GRM40CH470J50PT	K22170227	
C 8005	CHIP CAP.	120pF	50V	CH	GRM40CH121J50PT	K22170237	
C 8006	CHIP CAP.	0.1uF	50V	CH	GRM42-6B104M25PT	K22141809	
C 8007	CHIP CAP.	0.1uF	50V	CH	GRM42-6B104M25PT	K22141809	
C 8008	CHIP CAP.	120pF	50V	CH	GRM40CH121J50PT	K22170237	
C 8010	AL. ELECTRO. CAP.	1uF	50V		RE-50V010M	K40179013	
C 8011	CERAMIC CAP.	0.001uF	50V		UAT04X102K-L05AE	K19149001	
C 8012	CERAMIC CAP.	0.001uF	50V		UAT04X102K-L05AE	K19149001	
C 8013	CERAMIC CAP.	0.1uF	50V		UAT10X104K-L45AE	K19149025	
C 8014	CHIP CAP.	0.047uF	50V	F	GRM40F473Z50PT	K22171008	
C 8015	TANTALUM CAP.	1.5uF			DN1E1R5M1S	K70147155	
C 8016	CHIP CAP.	0.01uF	50V	B	GRM40B103M50PT	K22170817	
C 8017	CHIP CAP.	0.001uF	50V	B	GRM40B102M50PT	K22170805	
C 8018	AL. ELECTRO. CAP.	22uF	25V		RE2-25V220MMA	K40149025	
C 8019	FILM CAP.	0.0047uF	50V		50F2U472M	K50177472	
C 8020	AL. ELECTRO. CAP.	1uF	50V		RE-50V010M	K40179013	
C 8021	FILM CAP.	0.0068uF	50V		50F2U682M	K50177682	
C 8022	AL. ELECTRO. CAP.	22uF	25V		RE2-25V220MMA	K40149025	
C 8023	FILM CAP.	0.0033uF	50V		50F2U332M	K50177332	
C 8024	AL. ELECTRO. CAP.	1uF	50V		RE-50V010M	K40179013	
C 8025	CHIP CAP.	0.001uF	50V	B	GRM40B102M50PT	K22170805	
C 8026	CHIP CAP.	330pF	50V	UJ	GRM40UJ331J50PT	K22170347	
C 8027	CHIP CAP.	330pF	50V	UJ	GRM40UJ331J50PT	K22170347	
C 8028	CHIP CAP.	0.01uF	50V	B	GRM40B103M50PT	K22170817	
C 8029	CHIP CAP.	33pF	50V	UJ	GRM40UJ330J50PT	K22170323	
C 8031	CHIP CAP.	0.01uF	50V	B	GRM40B103M50PT	K22170817	
C 8032	CHIP CAP.	0.01uF	50V	B	GRM40B103M50PT	K22170817	
C 8033	CHIP CAP.	0.01uF	50V	B	GRM40B103M50PT	K22170817	
C 8035	CHIP CAP.	0.01uF	50V	B	GRM40B103M50PT	K22170817	
C 8036	CHIP CAP.	0.01uF	50V	B	GRM40B103M50PT	K22170817	
CD8001	CERAMIC DISC				CDB455C7	H7900180	
CF8001	CERAMIC FILTER				LF-H8S	H3900387	
D 8002	DIODE				1SS270	G2090408	
D 8003	DIODE				1SS270	G2090408	
D 8005	DIODE				FC-53M-5	G2090180	
D 8006	DIODE				1SS270TJ	G2060004	
D 8008	DIODE				1SS270	G2090408	
D 8009	DIODE				1SS270TJ	G2060004	
J 8001	CONNECTOR				11P-SHVQ	P1090595	
L 8001	M. RFC	1mH			LAL03NA102K	L1190189	
Q 8002	IC				MC3357P	G1090145	
Q 8003	IC				M5223P	G1090749	
Q 8004	TRANSISTOR				2SC2712GR TE85R	G3327127G	
Q 8005	TRANSISTOR				2SC2712GR TE85R	G3327127G	

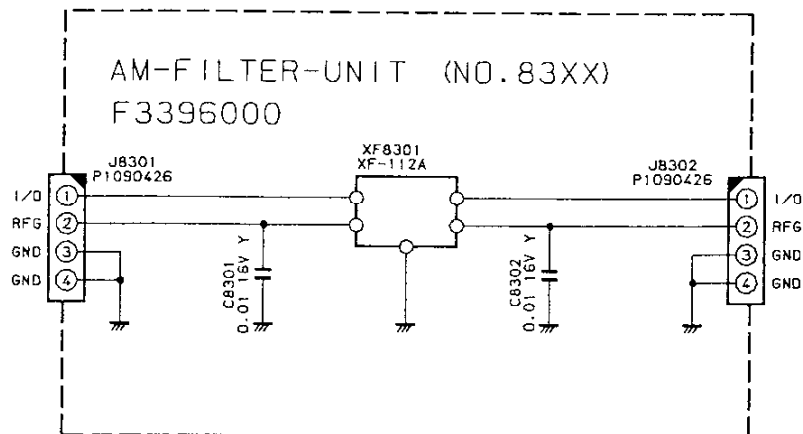
**For Service Manuals Contact**  
**MAURITRON TECHNICAL SERVICES**  
 8 Cherry Tree Rd, Chinnor  
 Oxon OX9 4QY  
 Tel: 01844-351694 Fax: 01844-352554  
 Email: enquiries@mauritron.co.uk

# FM Unit-747 (option)

REF.	MFGR'S DESIG	VALUE	WV	TOL.	DESCRIPTION	YAESU P/N	VERS.
Q 8006	TRANSISTOR				DTC114EK T96	G3070002	
Q 8007	TRANSISTOR				DTA143EK T96	G3070010	
R 8006	CHIP RES.	2.2K	1/10W		RMC1/10T 222J	J24205222	
R 8007	CHIP RES.	2.2K	1/10W		RMC1/10T 222J	J24205222	
R 8008	CHIP RES.	47K	1/10W		RMC1/10T 473J	J24205473	
R 8009	CHIP RES.	1.5K	1/10W		RMC1/10T 152J	J24205152	
R 8010	CHIP RES.	3.3K	1/10W		RMC1/10T 332J	J24205332	
R 8011	CHIP RES.	33K	1/10W		RMC1/10T 333J	J24205333	
R 8013	CHIP RES.	15K	1/10W		RMC1/10T 153J	J24205153	
R 8014	CHIP RES.	1.5K	1/10W		RMC1/10T 152J	J24205152	
R 8015	CHIP RES.	330K	1/10W		RMC1/10T 334J	J24205334	
R 8016	CHIP RES.	1K	1/10W		RMC1/10T 102J	J24205102	
R 8017	CHIP RES.	4.7K	1/10W		RMC1/10T 472J	J24205472	
R 8019	CHIP RES.	820	1/10W		RMC1/10T 821J	J24205821	
R 8021	CHIP RES.	100	1/10W		RMC1/10T 101J	J24205101	
R 8022	CHIP RES.	150K	1/10W		RMC1/10T 154J	J24205154	
R 8023	CHIP RES.	4.7K	1/10W		RMC1/10T 472J	J24205472	
R 8024	CHIP RES.	3.3M	1/10W		RMC1/10T 335J	J24205335	
R 8025	CHIP RES.	3.3K	1/10W		RMC1/10T 332J	J24205332	
R 8026	CHIP RES.	4.7K	1/10W		RMC1/10T 472J	J24205472	
R 8027	CHIP RES.	3.9K	1/10W		RMC1/10T 392J	J24205392	
R 8028	CHIP RES.	12K	1/10W		RMC1/10T 123J	J24205123	
R 8029	CHIP RES.	12K	1/10W		RMC1/10T 123J	J24205123	
R 8030	CHIP RES.	1M	1/10W		RMC1/10T 105J	J24205105	
R 8031	CHIP RES.	22K	1/10W		RMC1/10T 223J	J24205223	
R 8032	CHIP RES.	1K	1/10W		RMC1/10T 102J	J24205102	
R 8033	CHIP RES.	5.6K	1/10W		RMC1/10T 562J	J24205562	
R 8034	CHIP RES.	100K	1/10W		RMC1/10T 104J	J24205104	
R 8035	CHIP RES.	22K	1/10W		RMC1/10T 223J	J24205223	
R 8036	CHIP RES.	15K	1/10W		RMC1/10T 153J	J24205153	
R 8037	CHIP RES.	100	1/10W		RMC1/10T 101J	J24205101	
R 8038	CHIP RES.	470	1/10W		RMC1/10T 471J	J24205471	
R 8039	CHIP RES.	22K	1/10W		RMC1/10T 223J	J24205223	
R 8040	CHIP RES.	4.7K	1/10W		RMC1/10T 472J	J24205472	
R 8041	CHIP RES.	100	1/10W		RMC1/10T 101J	J24205101	
R 8042	CHIP RES.	1K	1/10W		RMC1/10T 102J	J24205102	
R 8043	CARBON FILM RES.	820K	1/6W		RD16PJ824	J01225824	
T 8001	COIL				R12-G458X	L0021863	
T 8002	COIL				R12-4043A	L0021199	
TH8001	THERMISTOR				112252-2	G9090016	
VR8001	POT.	2.2K		B	H0651A009-2.2KB	J51745222	
VR8002	POT.	10K		B	H0651A013-10KB	J51745103	
VR8003	POT.	4.7K		B	H0651A011-4.7KB	J51745472	
X 8001	XTAL	8.6708MHz			HC-49/U	3P H0102855	
X 8002	XTAL	8.2158MHz			HC-49/U	3P H0102854	


# YF-112A (option)

## Circuit Diagram




NOTE:  
CAPACITOR VALUES ARE IN #F  
UNLESS OTHERWISE NOTED.

## Parts Layout



Obverse View of Component Side



Obverse View of Chip Side

For Service Manuals Contact  
MAURITRON TECHNICAL SERVICES  
8 Cherry Tree Rd, Chinnor  
Oxon OX9 4QY  
Tel: 01844-351694 Fax: 01844-352554  
Email: enquiries@mauritron.co.uk

## Parts List

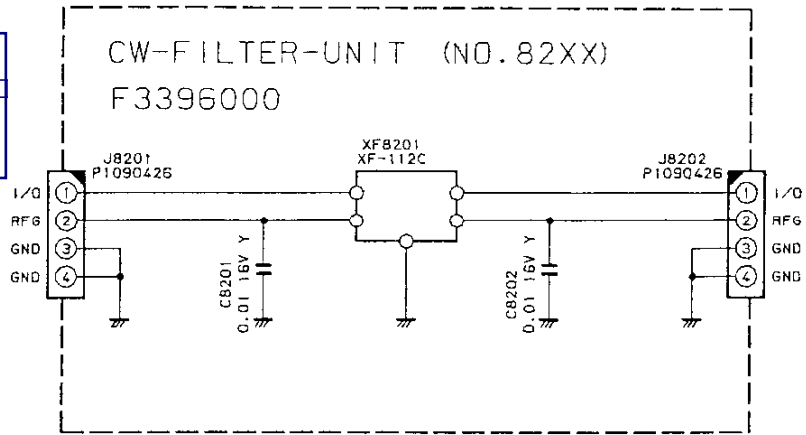
REF.	MFGR'S DESIG	VALUE	WV	TOL.	DESCRIPTION	YAESU P/N	VERS.
*** YF-112A ***							
	Printed Circuit Board					F3396000	
C 8301	CERAMIC CAP.	0.01uF	16V	Y	EP050Y103N-A	K28129001	
C 8302	CERAMIC CAP.	0.01uF	16V	Y	EP050Y103N-A	K28129001	
J 8301	CONNECTOR				5124-04BHPB	P1090426	
J 8302	CONNECTOR				5124-04BHPB	P1090426	
XF8301	XTAL				XF-112A	H1102230	



# YF-112C (option)

## Circuit Diagram


Downloaded by   
 Amateur Radio Directory   
  
[www.hamdirectory.info](http://www.hamdirectory.info)




NOTE:  
 CAPACITOR VALUES ARE IN µF  
 UNLESS OTHERWISE NOTED.

For Service Manuals Contact  
**MAURITRON TECHNICAL SERVICES**  
 8 Cherry Tree Rd, Chinnor  
 Oxon OX9 4QY  
 Tel: 01844-351694 Fax: 01844-352584  
 Email: enquires@mauritron.co.uk

## Parts Layout



Obverse View of Component Side



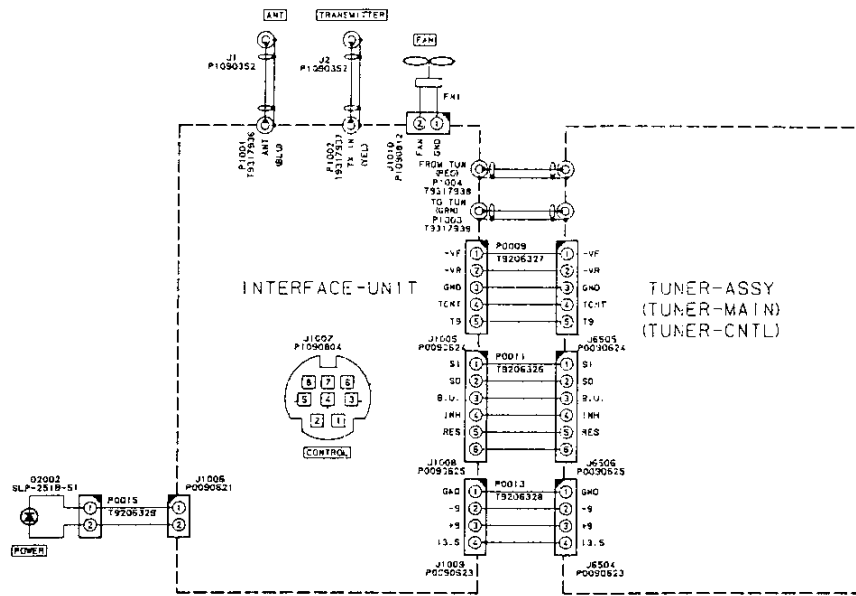
Obverse View of Chip Side

## Parts List

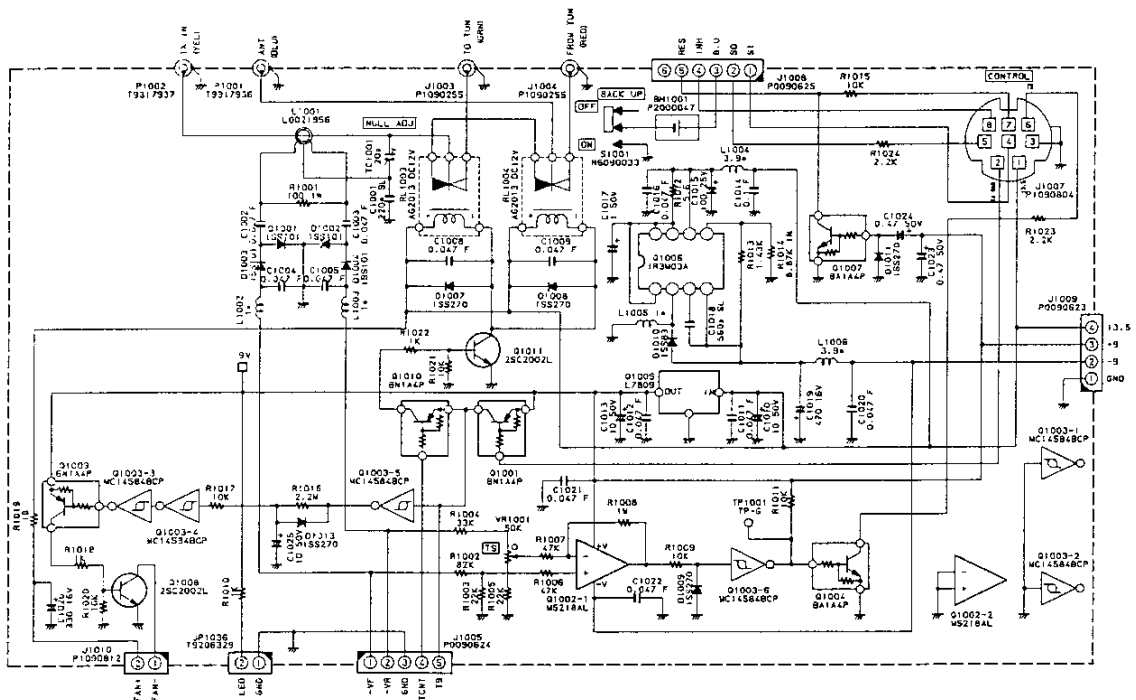
REF.	MFGR'S DESIG	VALUE	WV	TOL.	DESCRIPTION	YAESU P/N	VERS.
*** YF-112C ***							
	Printed Circuit Board					F3396000	
C 8201	CERAMIC CAP.	0.01µF	16V	Y	EP050Y103N-A	K28129001	
C 8202	CERAMIC CAP.	0.01µF	16V	Y	EP050Y103N-A	K28129001	
J 8201	CONNECTOR				5124-04BHPB	P1090426	
J 8202	CONNECTOR				5124-04BHPB	P1090426	
XF8201	XTAL				XF-112C	H1102231	

# FC-10 (option)

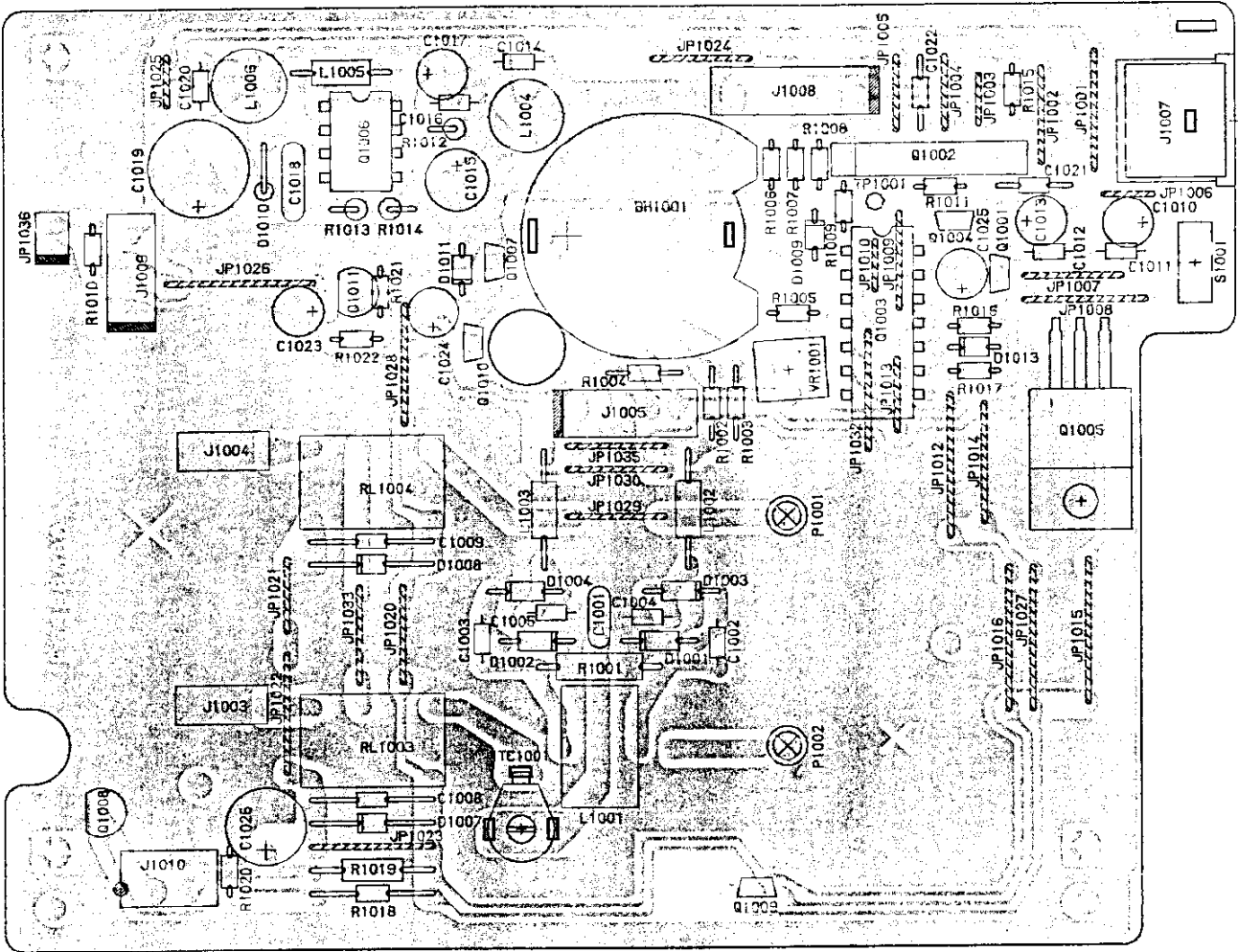
## Interconnection Diagram



## Interface Unit Circuit Diagram

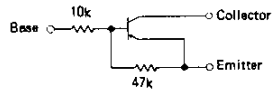


# Interface Unit Parts Layout

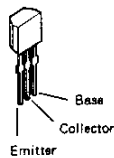


Obverse View of Component Side

For Service Manuals Contact  
**MAURITRON TECHNICAL SERVICES**  
 8 Cherry Tree Rd, Chinnor  
 Oxon OX9 4QY  
 Tel: 01844-351694 Fax: 01844-352554  
 Email: enquiries@mauritron.co.uk

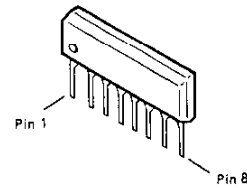


BN1A4P Circuit diagram

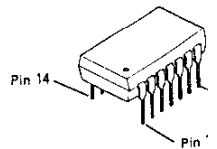


BA1A4P Circuit diagram

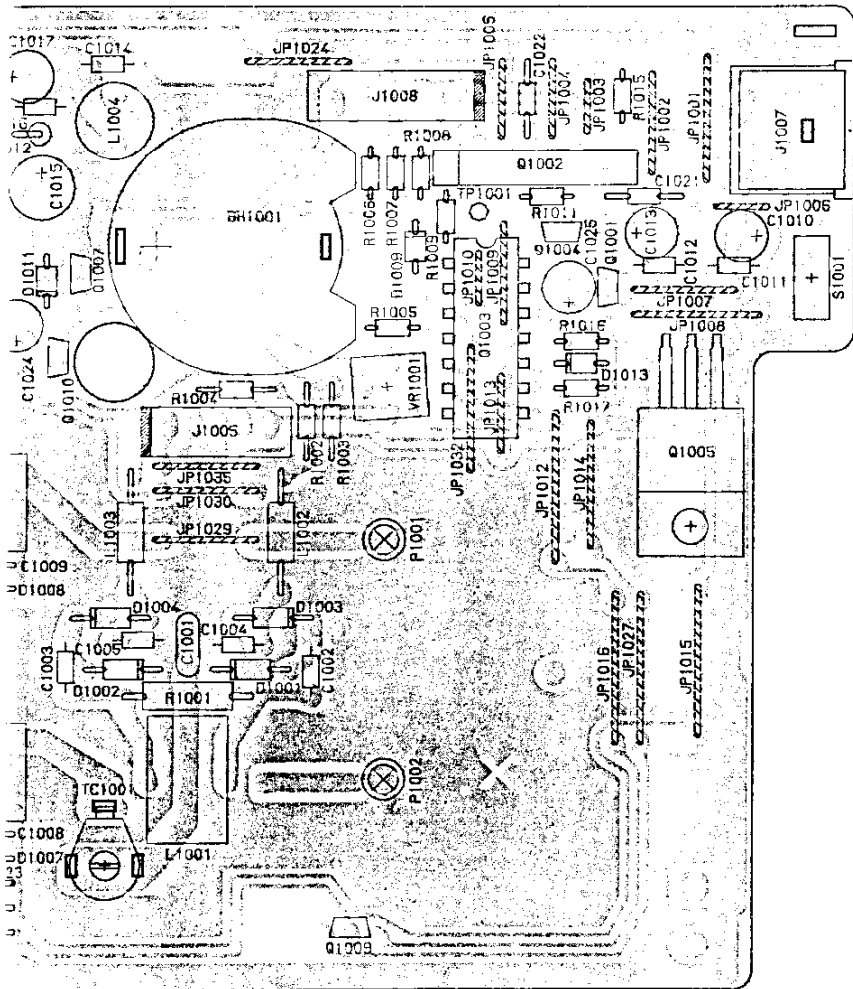
BN1A4P  
 (Q1001,1009)  
 BA1A4P  
 (Q1004,1007)



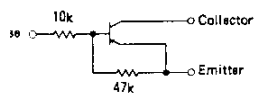
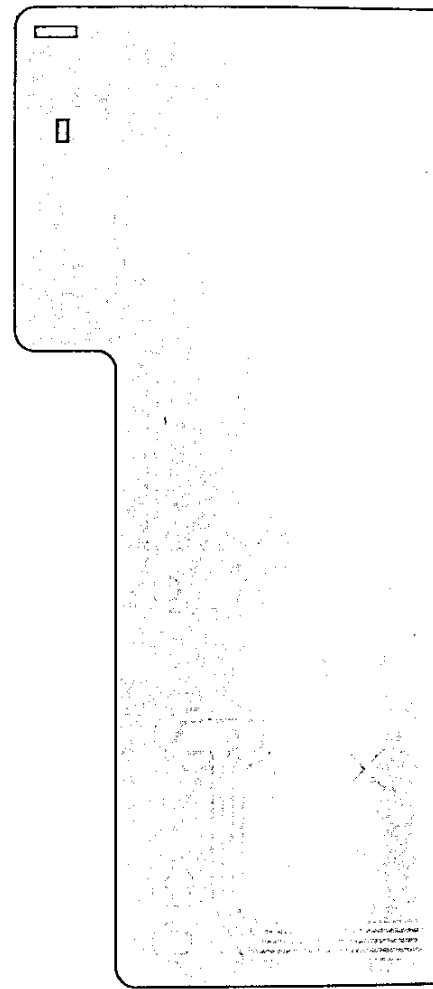
M5218AL  
 (Q1002)



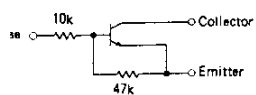
MC14584BCP  
 (Q1003)



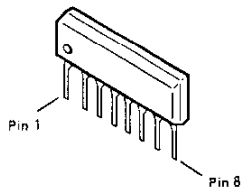
Obverse View of Component Side



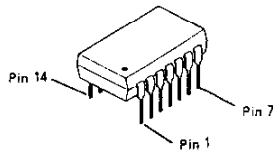
N1A4P Circuit diagram



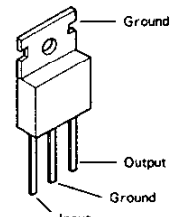
A1A4P Circuit diagram



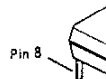
M5218AL  
(Q1002)



MC14584BCP  
(Q1003)




L7809  
(Q1005)



IR  
(

)9)

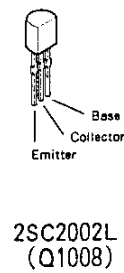
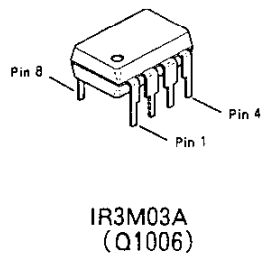
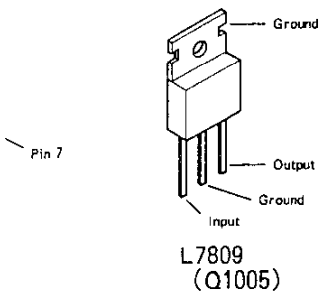
)7)



Obverse View of Solder Side

Downloaded by   
**Amateur Radio Directory**   
  
[www.hamdirectory.info](http://www.hamdirectory.info)

For Service Manuals Contact  
**MAURITRON TECHNICAL SERVICES**  
 8 Cherry Tree Rd, Chinnor  
 Oxon OX9 4QY  
 Tel:- 01844-351694 Fax:- 01844-352554  
 Email:- enquiries@mauritron.co.uk



# FC-10 (option)

## Parts List

REF.	MFGR'S DESIG	VALUE	WV	TOL.	DESCRIPTION	YAESU P/N	VERS.
*** INTERFACE UNIT ***							
	PCB With Components					CA1085001	
	Printed Circuit Board					F3398000	
BH1001	BATTERY HOLDER				CR2032	P2000047	
C 1001	CERAMIC CAP.	220pF	50V	SL	DD107-979SL221J50	K26171037	
C 1002	CERAMIC CAP.	0.047uF	50V	F	UP050F473Z-A-B	K28179002	
C 1003	CERAMIC CAP.	0.047uF	50V	F	UP050F473Z-A-B	K28179002	
C 1004	CERAMIC CAP.	0.047uF	50V	F	UP050F473Z-A-B	K28179002	
C 1005	CERAMIC CAP.	0.047uF	50V	F	UP050F473Z-A-B	K28179002	
C 1006	CERAMIC CAP.	0.047uF	50V	F	UP050F473Z-A-B	K28179002	
C 1007	CERAMIC CAP.	0.047uF	50V	F	UP050F473Z-A-B	K28179002	
C 1008	CERAMIC CAP.	0.047uF	50V	F	UP050F473Z-A-B	K28179002	
C 1009	CERAMIC CAP.	0.047uF	50V	F	UP050F473Z-A-B	K28179002	
C 1010	AL. ELECTRO. CAP.	10uF	50V		50V100M5X11TR5	K46170021	
C 1011	CERAMIC CAP.	0.047uF	50V	F	UP050F473Z-A-B	K28179002	
C 1012	CERAMIC CAP.	0.047uF	50V	F	UP050F473Z-A-B	K28179002	
C 1013	AL. ELECTRO. CAP.	10uF	50V		50V100M5X11TR5	K46170021	
C 1014	CERAMIC CAP.	0.1uF	50V	F	UP050F104Z-A-B	K28179003	
C 1015	AL. ELECTRO. CAP.	100uF	25V		25V101M6X11TR5	K46140005	
C 1016	CERAMIC CAP.	0.047uF	50V	F	UP050F473Z-A-B	K28179002	
C 1017	AL. ELECTRO. CAP.	1uF	50V		50V010M5X11TR5	K46170017	
C 1018	CERAMIC CAP.	560pF	50V	SL	DD109-979SL561J50	K26171047	
C 1019	AL. ELECTRO. CAP.	470uF	16V		RE2-16V471M	K40129049	
C 1020	CERAMIC CAP.	0.047uF	50V	F	UP050F473Z-A-B	K28179002	
C 1021	CERAMIC CAP.	0.047uF	50V	F	UP050F473Z-A-B	K28179002	
C 1022	CERAMIC CAP.	0.047uF	50V	F	UP050F473Z-A-B	K28179002	
C 1023	AL. ELECTRO. CAP.	0.47uF	50V		50VR47M5X11TR5	K46170016	
C 1024	AL. ELECTRO. CAP.	0.47uF	50V		50VR47M5X11TR5	K46170016	
C 1025	AL. ELECTRO. CAP.	10uF	50V		50V100M5X11TR5	K46170021	
C 1026	AL. ELECTRO. CAP.	330uF	16V		16V331M8X11TR5	K46120002	
D 1001	DIODE				1SS101	G2090223	
D 1002	DIODE				1SS101	G2090223	
D 1003	DIODE				1SS101	G2090223	
D 1004	DIODE				1SS101	G2090223	
D 1005	DIODE				1SS270TJ	G2060004	
D 1006	DIODE				1SS270TJ	G2060004	
D 1007	DIODE				1SS270TJ	G2060004	
D 1008	DIODE				1SS270TJ	G2060004	
D 1009	DIODE				1SS270TJ	G2060004	
D 1010	DIODE				1SS83RE	G2050007	
D 1011	DIODE				1SS270TJ	G2060004	
D 1013	DIODE				1SS270TJ	G2060004	
J 1005	CONNECTOR				SC25-05WS	P0090624	
J 1007	CONNECTOR				CSK-M50-08 R41-0576F	P1090804	
J 1008	CONNECTOR				SC25-06WS	P0090625	
J 1009	CONNECTOR				SC25-04WS	P0090623	
J 1010	CONNECTOR				SBRK 2S-1	P1090812	

**For Service Manuals Contact**  
**MAURITRON TECHNICAL SERVICES**  
**8 Cherry Tree Rd, Chinnor**  
**Oxon OX9 4QY**  
**Tel: 01844-351694 Fax: 01844-352554**  
**Email: enquiries@mauritron.co.uk**

# FC-10 (option)

REF.	MFGR'S DESIG	VALUE	WV	TOL.	DESCRIPTION	YAESU P/N	VERS.
JP1036	WIRE-ASSY					T9206329	
L 1001	COIL				U 2001F FR9.5	L0021956	
L 1002	M. RFC	1mH			LAL03TA102K	L1790119	
L 1003	M. RFC	1mH			LAL03TA102K	L1790119	
L 1004	M. RFC	3.9mH			RCR-875D-392K	L1190383	
L 1005	M. RFC	1mH			LAL03TA102K	L1790119	
L 1006	M. RFC	3.9mH			RCR-875D-392K	L1190383	
P 1001	WIRE-ASSY					T9317936	
P 1002	WIRE-ASSY					T9317937	
P 1003	WIRE-ASSY					T9317939	
P 1004	WIRE-ASSY					T9317938	
Q 1001	TRANSISTOR				BN1A4P-T	G3050002	
Q 1002	IC				M5218AL	G1091140	
Q 1003	IC				MC14584BCP	G1090224	
Q 1004	TRANSISTOR				BA1A4P-T	G3050003	
Q 1005	IC				L7809	G1090778	
Q 1006	IC				IR3M03A	G1090837	
Q 1007	TRANSISTOR				BA1A4P-T	G3050003	
Q 1008	TRANSISTOR				2SC2002L	G3320020L	
Q 1009	TRANSISTOR				BN1A4P-T	G3050002	
R 1001	METAL FILM RES.	100	1W	5%	ERG-1SJ101P	J22309010	
R 1002	CARBON FILM RES.	82K	1/6W	5%	RD16TPJ823	J07225823	
R 1003	CARBON FILM RES.	22K	1/6W	5%	RD16TPJ223	J07225223	
R 1004	CARBON FILM RES.	33K	1/6W	5%	RD16TPJ333	J07225333	
R 1005	CARBON FILM RES.	22K	1/6W	5%	RD16TPJ223	J07225223	
R 1006	CARBON FILM RES.	47K	1/6W	5%	RD16TPJ473	J07225473	
R 1007	CARBON FILM RES.	47K	1/6W	5%	RD16TPJ473	J07225473	
R 1008	CARBON FILM RES.	1M	1/6W	5%	RD16TPJ105	J07225105	
R 1009	CARBON FILM RES.	10K	1/6W	5%	RD16TPJ103	J07225103	
R 1010	CARBON FILM RES.	1K	1/6W	5%	RD16TPJ102	J07225102	
R 1011	CARBON FILM RES.	10K	1/6W	5%	RD16TPJ103	J07225103	
R 1012	CARBON FILM RES.	5.6	1/6W	5%	RD16TPJ5R6	J07225569	
R 1013	METAL FILM RES.	1.43K	1/4W	1%	MRS25F 1.43K	J20249102	
R 1014	METAL FILM RES.	8.87K	1/4W	1%	MRS25F 8.87K	J20249046	
R 1015	CARBON FILM RES.	10K	1/6W	5%	RD16TPJ103	J07225103	
R 1016	CARBON FILM RES.	2.2M	1/6W	5%	RD16TPJ225	J07225225	
R 1017	CARBON FILM RES.	10K	1/6W	5%	RD16TPJ103	J07225103	
R 1018	CARBON FILM RES.	1K	1/6W	5%	RD16TPJ102	J07225102	
R 1019	CARBON FILM RES.	15	1/4W	5%	RD14TJ150	J01245150	
R 1020	CARBON FILM RES.	10K	1/6W	5%	RD16TPJ103	J07225103	
RL1001	RELAY		DC12V		AG2013	M1190045	
RL1002	RELAY		DC12V		AG2013	M1190045	
RL1003	RELAY		DC12V		AG2013	M1190045	
RL1004	RELAY		DC12V		AG2013	M1190045	
S 1001	SLIDE SWITCH				SSS21200	N6090033	

For Service Manuals Contact  
**MAURITRON TECHNICAL SERVICES**  
 8 Cherry Tree Rd, Chinnor  
 Oxon OX9 4QY  
 Tel: 01844-351694 Fax: 01844-352554  
 Email: enquiries@mauritron.co.uk

---

# FC-10 (option)

REF.	MFGR'S DESIG	VALUE	WV	TOL.	DESCRIPTION	YAESU P/N	VERS.
TC1001	TRIMMER CAP.	20pF			ECV1ZW20X32	K91000013	
TP1001	TP-G				MK1095	Q5000036	
VR1001	POT.	50K			EVN-DXAA03B54	J51783503	

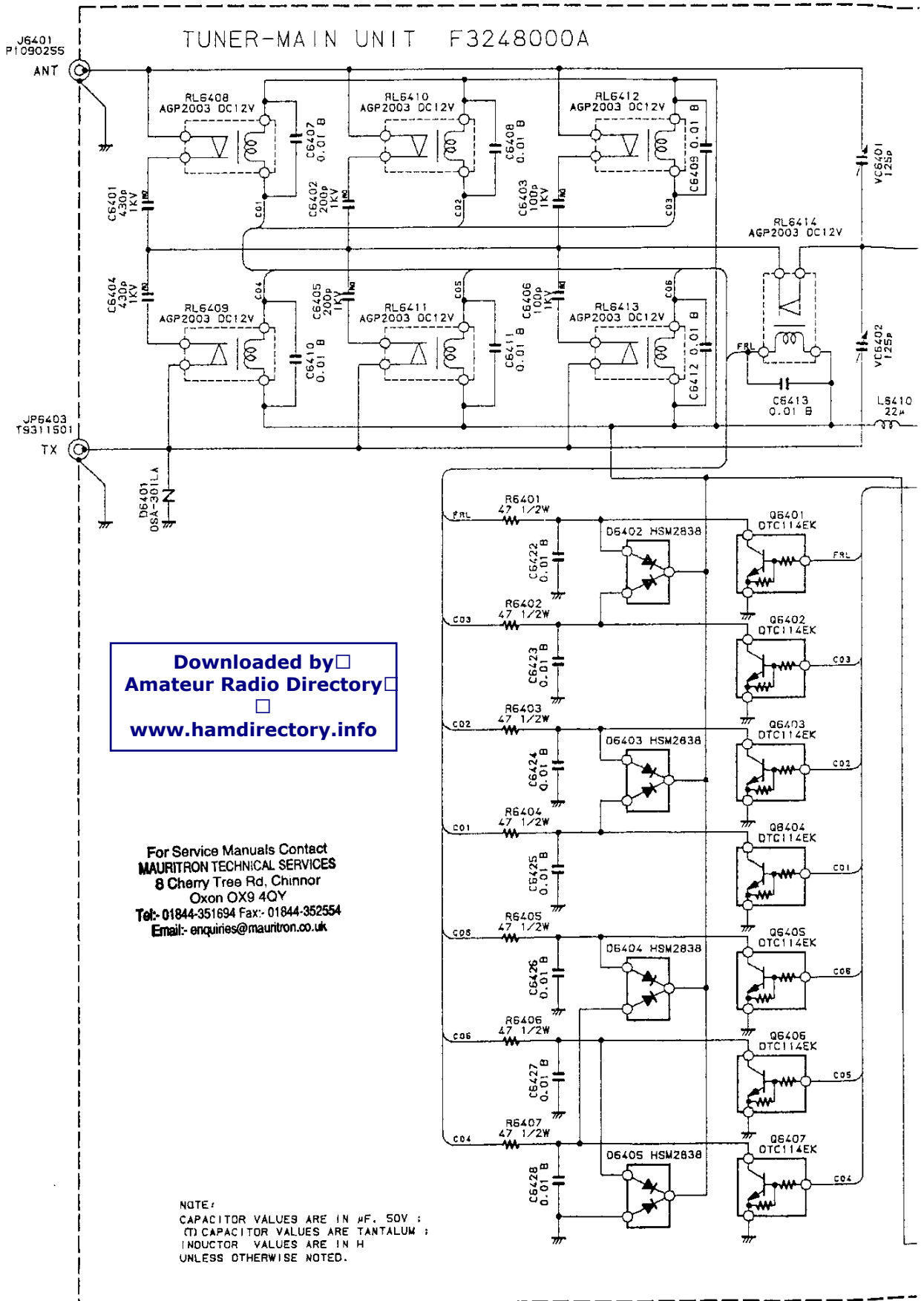
For Service Manuals Contact  
**MAURITRON TECHNICAL SERVICES**  
8 Cherry Tree Rd, Chinnor  
Oxon OX9 4QY  
Tel: 01844-351694 Fax: 01844-352554  
Email: enquiries@mauritron.co.uk



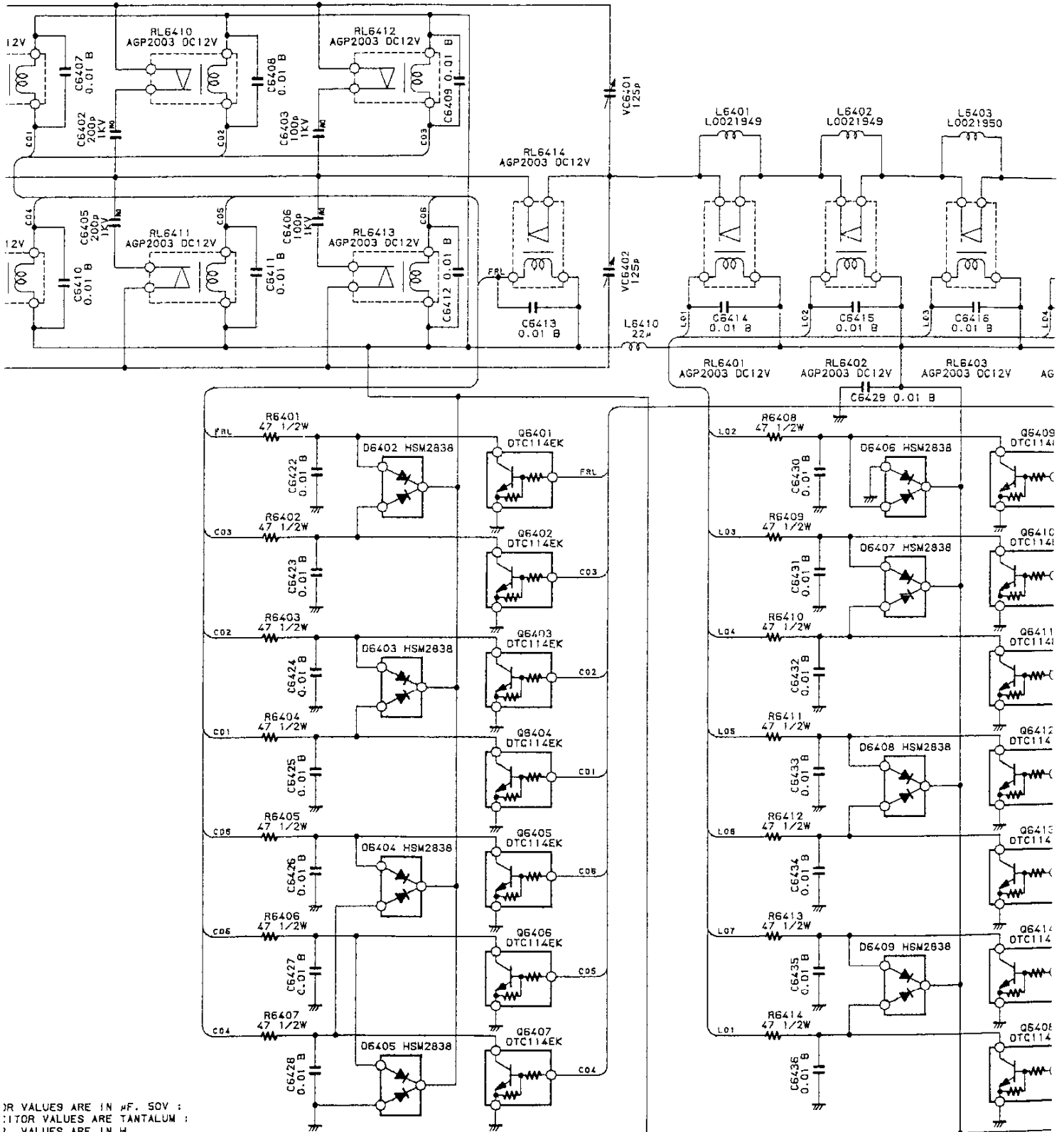
# Notes

---

# Tuner Main Unit Circuit Diagram

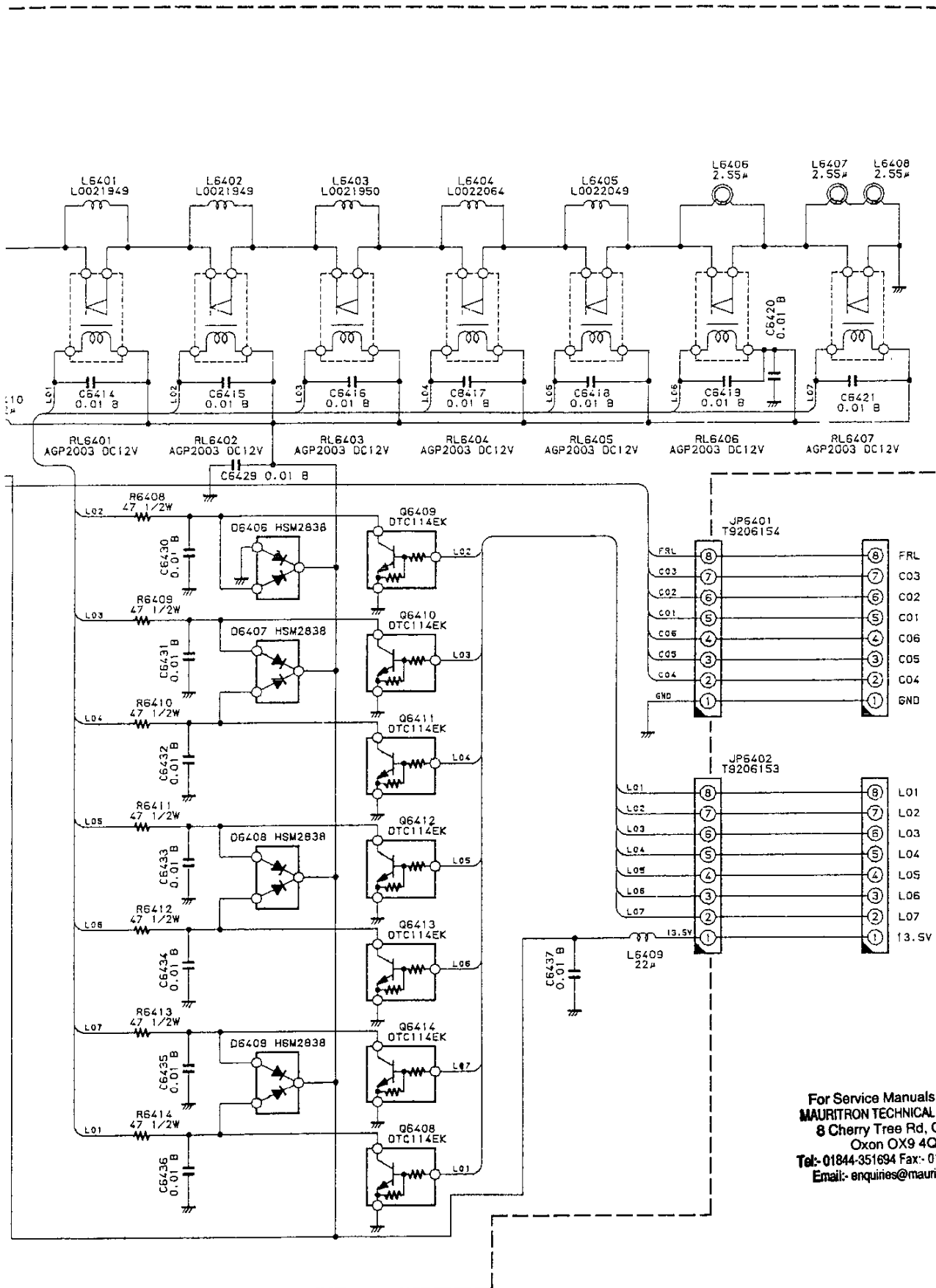


ER-MAIN UNIT F3248000A



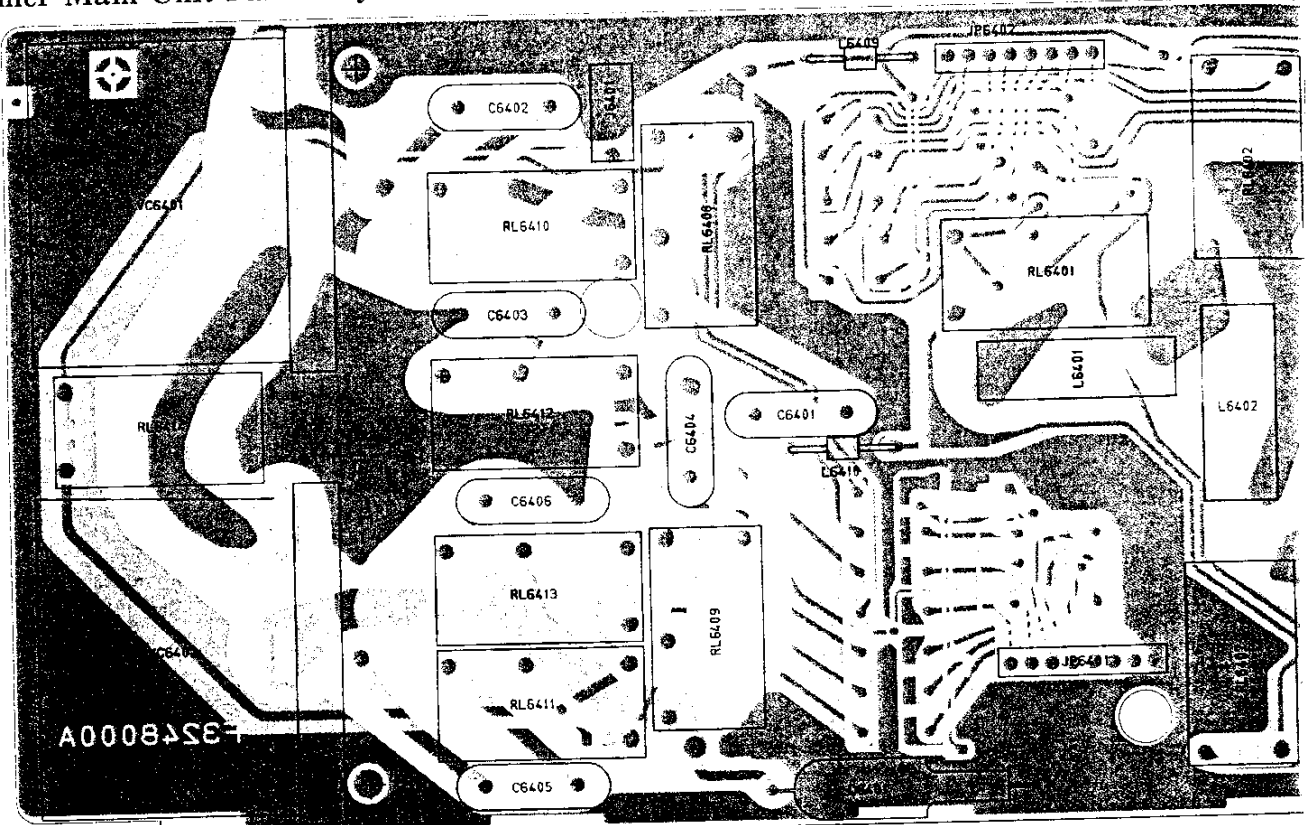
RESISTOR VALUES ARE IN  $\mu$ F, 50V ;  
 CAPACITOR VALUES ARE TANTALUM ;  
 INDUCTOR VALUES ARE IN H ;  
 OTHERWISE NOTED.

# FC-10 (option)

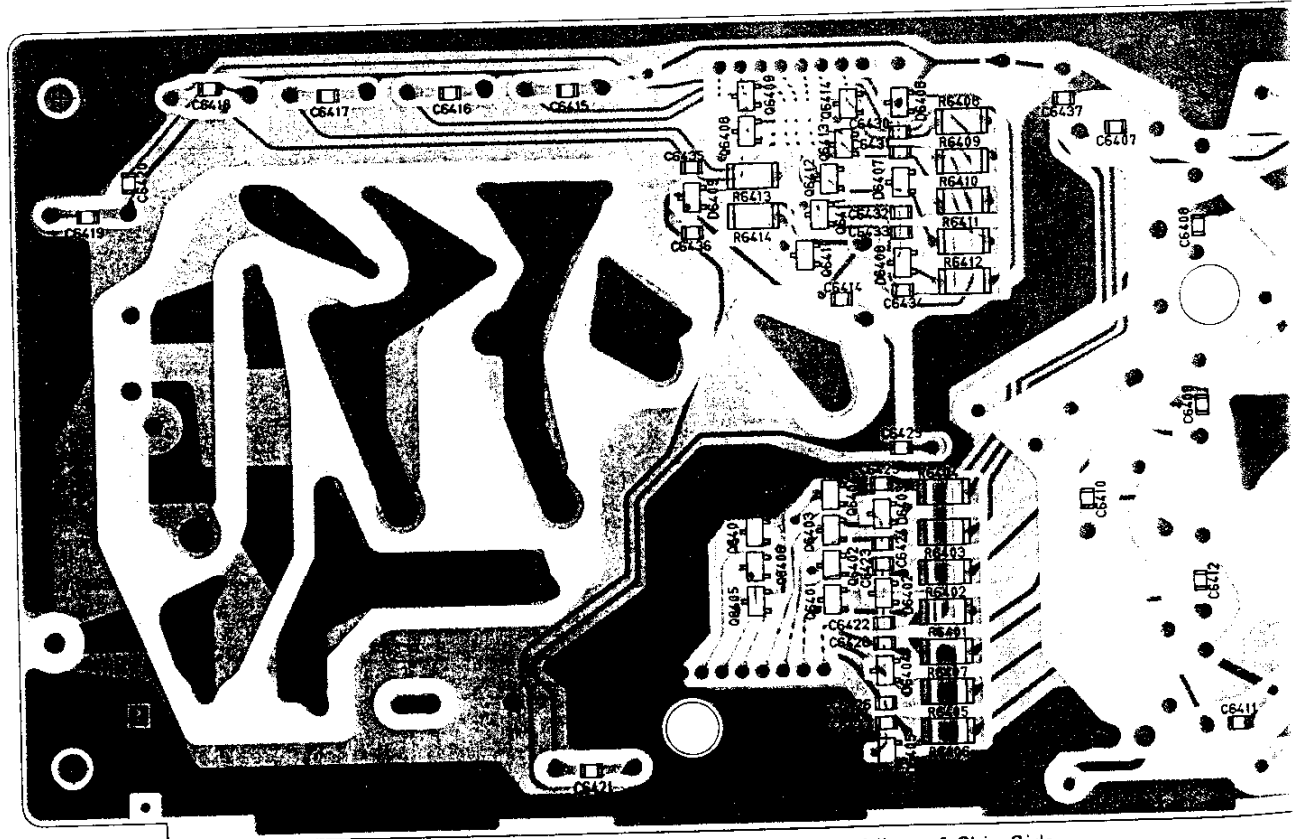


For Service Manuals Contact  
**MAURITRON TECHNICAL SERVICES**  
 8 Cherry Tree Rd, Chinnor  
 Oxon OX9 4QY  
 Tel: 01844-351694 Fax: 01844-352554  
 Email: enquiries@mauritron.co.uk

### Tuner Main Unit Parts Layout

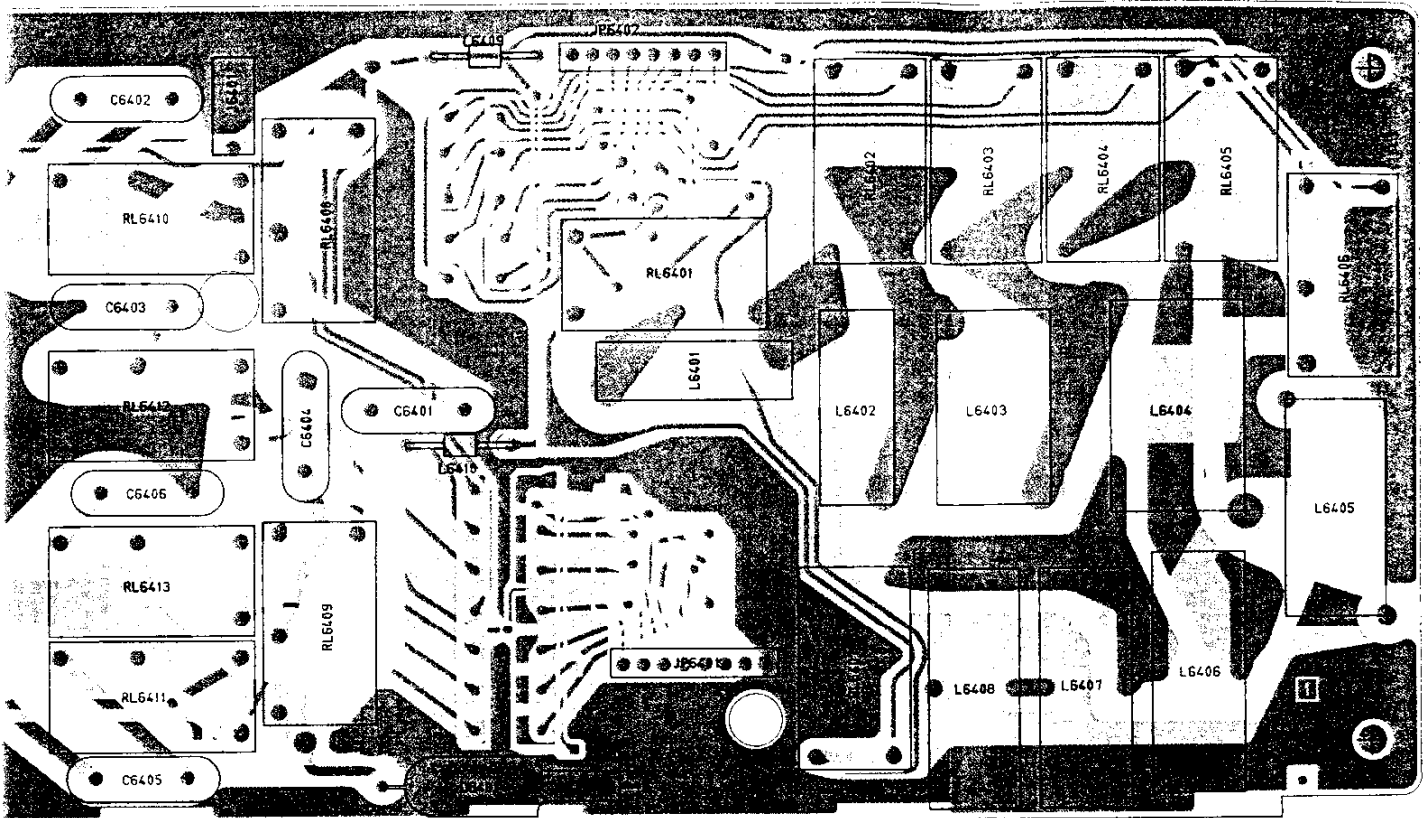


Obverse View of Component Side




Obverse View of Chip Side

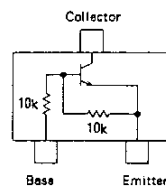

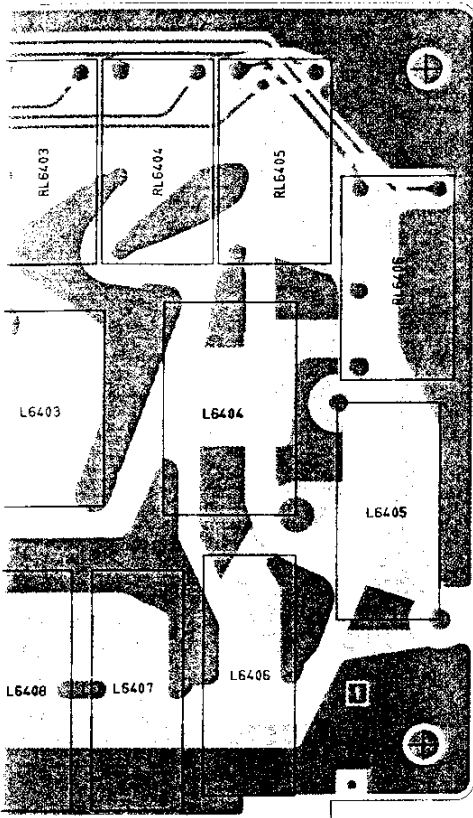
out



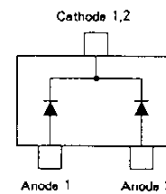
Obverse View of Component Side



Obverse View of Chip Side



DTC114EK (24)  
 { Q6401, 6402, 6403 }  
 { 6404, 6405, 6406 }  
 { 6407, 6408, 6414 }



HSM2838 (A6)  
 { D6402, 6403, 6404 }  
 { 6405, 6406, 6407 }  
 { 6408, 6409 }

For Service Manuals Contact  
**MAURITRON TECHNICAL SERVICES**  
 8 Cherry Tree Rd, Chinnor  
 Oxon OX9 4QY  
 Tel:- 01844-351694 Fax:- 01844-352554  
 Email:- enquiries@mauritron.co.uk

# FC-10 (option)

## Parts List

REF.	MFGR'S DESIG	VALUE	WV	TOL.	DESCRIPTION	YAESU P/N	VERS.
*** TUNER MAIN UNIT ***							
	PCB With Components					CA1203001	
	Printed Circuit Board					F3248000A	
C 6401	MICA CAP.	430pF	1KV		DML2 431J10	K30309018	
C 6402	MICA CAP.	200pF	1KV		DML2 201J10	K30309026	
C 6403	MICA CAP.	100pF	1KV		DML2 101J10	K30309040	
C 6404	MICA CAP.	430pF	1KV		DML2 431J10	K30309018	
C 6405	MICA CAP.	200pF	1KV		DML2 201J10	K30309026	
C 6406	MICA CAP.	100pF	1KV		DML2 101J10	K30309040	
C 6407	CHIP CAP.	0.01uF	50V	B	GRM40B103M50PT	K22170817	
C 6408	CHIP CAP.	0.01uF	50V	B	GRM40B103M50PT	K22170817	
C 6409	CHIP CAP.	0.01uF	50V	B	GRM40B103M50PT	K22170817	
C 6410	CHIP CAP.	0.01uF	50V	B	GRM40B103M50PT	K22170817	
C 6411	CHIP CAP.	0.01uF	50V	B	GRM40B103M50PT	K22170817	
C 6412	CHIP CAP.	0.01uF	50V	B	GRM40B103M50PT	K22170817	
C 6413	CHIP CAP.	0.01uF	50V	B	GRM40B103M50PT	K22170817	
C 6414	CHIP CAP.	0.01uF	50V	B	GRM40B103M50PT	K22170817	
C 6415	CHIP CAP.	0.01uF	50V	B	GRM40B103M50PT	K22170817	
C 6416	CHIP CAP.	0.01uF	50V	B	GRM40B103M50PT	K22170817	
C 6417	CHIP CAP.	0.01uF	50V	B	GRM40B103M50PT	K22170817	
C 6418	CHIP CAP.	0.01uF	50V	B	GRM40B103M50PT	K22170817	
C 6419	CHIP CAP.	0.01uF	50V	B	GRM40B103M50PT	K22170817	
C 6420	CHIP CAP.	0.01uF	50V	B	GRM40B103M50PT	K22170817	
C 6421	CHIP CAP.	0.01uF	50V	B	GRM40B103M50PT	K22170817	
C 6422	CHIP CAP.	0.01uF	50V	B	GRM40B103M50PT	K22170817	
C 6423	CHIP CAP.	0.01uF	50V	B	GRM40B103M50PT	K22170817	
C 6424	CHIP CAP.	0.01uF	50V	B	GRM40B103M50PT	K22170817	
C 6425	CHIP CAP.	0.01uF	50V	B	GRM40B103M50PT	K22170817	
C 6426	CHIP CAP.	0.01uF	50V	B	GRM40B103M50PT	K22170817	
C 6427	CHIP CAP.	0.01uF	50V	B	GRM40B103M50PT	K22170817	
C 6428	CHIP CAP.	0.01uF	50V	B	GRM40B103M50PT	K22170817	
C 6429	CHIP CAP.	0.01uF	50V	B	GRM40B103M50PT	K22170817	
C 6430	CHIP CAP.	0.01uF	50V	B	GRM40B103M50PT	K22170817	
C 6431	CHIP CAP.	0.01uF	50V	B	GRM40B103M50PT	K22170817	
C 6432	CHIP CAP.	0.01uF	50V	B	GRM40B103M50PT	K22170817	
C 6433	CHIP CAP.	0.01uF	50V	B	GRM40B103M50PT	K22170817	
C 6434	CHIP CAP.	0.01uF	50V	B	GRM40B103M50PT	K22170817	
C 6435	CHIP CAP.	0.01uF	50V	B	GRM40B103M50PT	K22170817	
C 6436	CHIP CAP.	0.01uF	50V	B	GRM40B103M50PT	K22170817	
C 6437	CHIP CAP.	0.01uF	50V	B	GRM40B103M50PT	K22170817	
D 6401	SURGE ABSORBER				DSA-301LA	Q9000371	
D 6402	DIODE				HSM2838-TR	G2070108	
D 6403	DIODE				HSM2838-TR	G2070108	
D 6404	DIODE				HSM2838-TR	G2070108	
D 6405	DIODE				HSM2838-TR	G2070108	
D 6406	DIODE				HSM2838-TR	G2070108	
D 6407	DIODE				HSM2838-TR	G2070108	
D 6408	DIODE				HSM2838-TR	G2070108	
D 6409	DIODE				HSM2838-TR	G2070108	

**For Service Manuals Contact**  
**MAURITRON TECHNICAL SERVICES**  
 8 Cherry Tree Rd, Chinnor  
 Oxon OX9 4QY  
 Tel:- 01844-351694 Fax:- 01844-352554  
 Email:- enquiries@mauritron.co.uk



# FC-10 (option)

REF.	MFGR'S DESIG	VALUE	WV	TOL.	DESCRIPTION	YAESU P/N	VERS.
J 6401	CONNECTOR				TMP-J01X-A2	P1090255	
JP6401	WIRE-ASSY					T9206154	
JP6402	WIRE-ASSY					T9206153	
JP6403	WIRE-ASSY					T9311501	
L 6401	COIL				2.5T15D2.0PVF R	L0021949	
L 6402	COIL				2.5T15D2.0PVF R	L0021949	
L 6403	COIL				4.5T15D2.0PVF R	L0021950	
L 6404	COIL				6.5T19D2.0PVF R	L0022064	
L 6405	COIL				7.5T20D1.2UEW R	L0022049	
L 6406	COIL				2.55U T-80-2	L0021978	
L 6407	COIL				2.55U T-80-2	L0021978	
L 6408	COIL				2.55U T-80-2	L0021978	
L 6409	M. RFC	22uH			LAL03TA220K	L1790099	
L 6410	M. RFC	22uH			LAL03TA220K	L1790099	
Q 6401	TRANSISTOR				DTC114EK T96	G3070002	
Q 6402	TRANSISTOR				DTC114EK T96	G3070002	
Q 6403	TRANSISTOR				DTC114EK T96	G3070002	
Q 6404	TRANSISTOR				DTC114EK T96	G3070002	
Q 6405	TRANSISTOR				DTC114EK T96	G3070002	
Q 6406	TRANSISTOR				DTC114EK T96	G3070002	
Q 6407	TRANSISTOR				DTC114EK T96	G3070002	
Q 6408	TRANSISTOR				DTC114EK T96	G3070002	
Q 6409	TRANSISTOR				DTC114EK T96	G3070002	
Q 6410	TRANSISTOR				DTC114EK T96	G3070002	
Q 6411	TRANSISTOR				DTC114EK T96	G3070002	
Q 6412	TRANSISTOR				DTC114EK T96	G3070002	
Q 6413	TRANSISTOR				DTC114EK T96	G3070002	
Q 6414	TRANSISTOR				DTC114EK T96	G3070002	
R 6401	CHIP RES.	47	1/2W	5%	RMC1/2 470JCTP	J24275470	
R 6402	CHIP RES.	47	1/2W	5%	RMC1/2 470JCTP	J24275470	
R 6403	CHIP RES.	47	1/2W	5%	RMC1/2 470JCTP	J24275470	
R 6404	CHIP RES.	47	1/2W	5%	RMC1/2 470JCTP	J24275470	
R 6405	CHIP RES.	47	1/2W	5%	RMC1/2 470JCTP	J24275470	
R 6406	CHIP RES.	47	1/2W	5%	RMC1/2 470JCTP	J24275470	
R 6407	CHIP RES.	47	1/2W	5%	RMC1/2 470JCTP	J24275470	
R 6408	CHIP RES.	47	1/2W	5%	RMC1/2 470JCTP	J24275470	
R 6409	CHIP RES.	47	1/2W	5%	RMC1/2 470JCTP	J24275470	
R 6410	CHIP RES.	47	1/2W	5%	RMC1/2 470JCTP	J24275470	
R 6411	CHIP RES.	47	1/2W	5%	RMC1/2 470JCTP	J24275470	
R 6412	CHIP RES.	47	1/2W	5%	RMC1/2 470JCTP	J24275470	
R 6413	CHIP RES.	47	1/2W	5%	RMC1/2 470JCTP	J24275470	
R 6414	CHIP RES.	47	1/2W	5%	RMC1/2 470JCTP	J24275470	
RL6401	RELAY		DC12V		AGP2003	M1190075	
RL6402	RELAY		DC12V		AGP2003	M1190075	
RL6403	RELAY		DC12V		AGP2003	M1190075	
RL6404	RELAY		DC12V		AGP2003	M1190075	
RL6405	RELAY		DC12V		AGP2003	M1190075	

---

## FC-10 (option)

REF.	MFGR'S DESIG	VALUE	WV	TOL.	DESCRIPTION	YAESU P/N	VERS.
RL6406	RELAY		DC12V		AGP2003	M1190075	
RL6407	RELAY		DC12V		AGP2003	M1190075	
RL6408	RELAY		DC12V		AGP2003	M1190075	
RL6409	RELAY		DC12V		AGP2003	M1190075	
RL6410	RELAY		DC12V		AGP2003	M1190075	
RL6411	RELAY		DC12V		AGP2003	M1190075	
RL6412	RELAY		DC12V		AGP2003	M1190075	
RL6413	RELAY		DC12V		AGP2003	M1190075	
RL6414	RELAY		DC12V		AGP2003	M1190075	
VC6401	TRIMMER CAP.	125pF			YV-125-05	K90000049	
VC6402	TRIMMER CAP.	125pF			YV-125-05	K90000049	

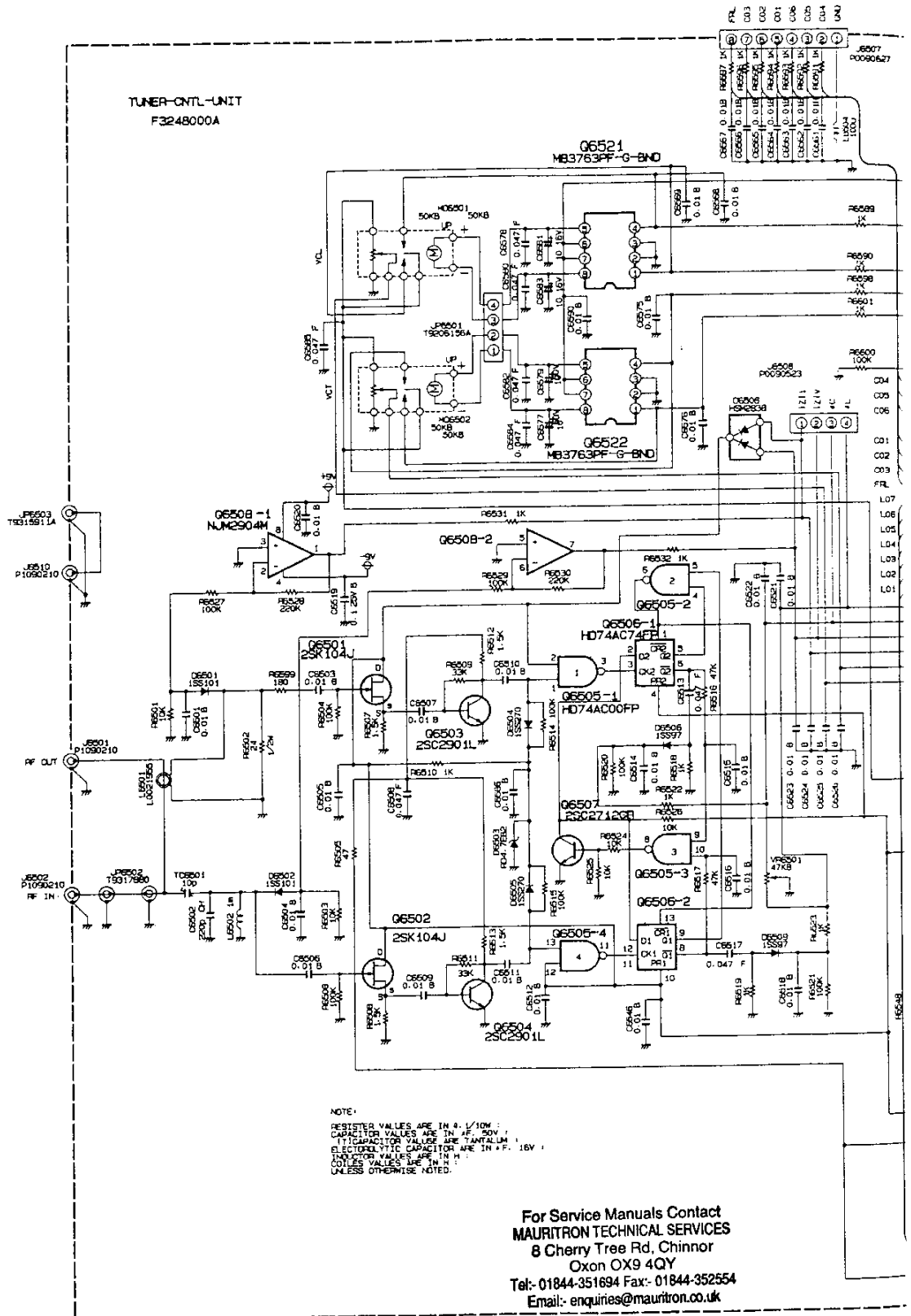
For Service Manuals Contact  
**MAURITRON TECHNICAL SERVICES**  
8 Cherry Tree Rd, Chinnor  
Oxon OX9 4QY  
Tel:- 01844-351694 Fax:- 01844-352564  
Email:- enquiries@mauritron.co.uk

# Notes

---

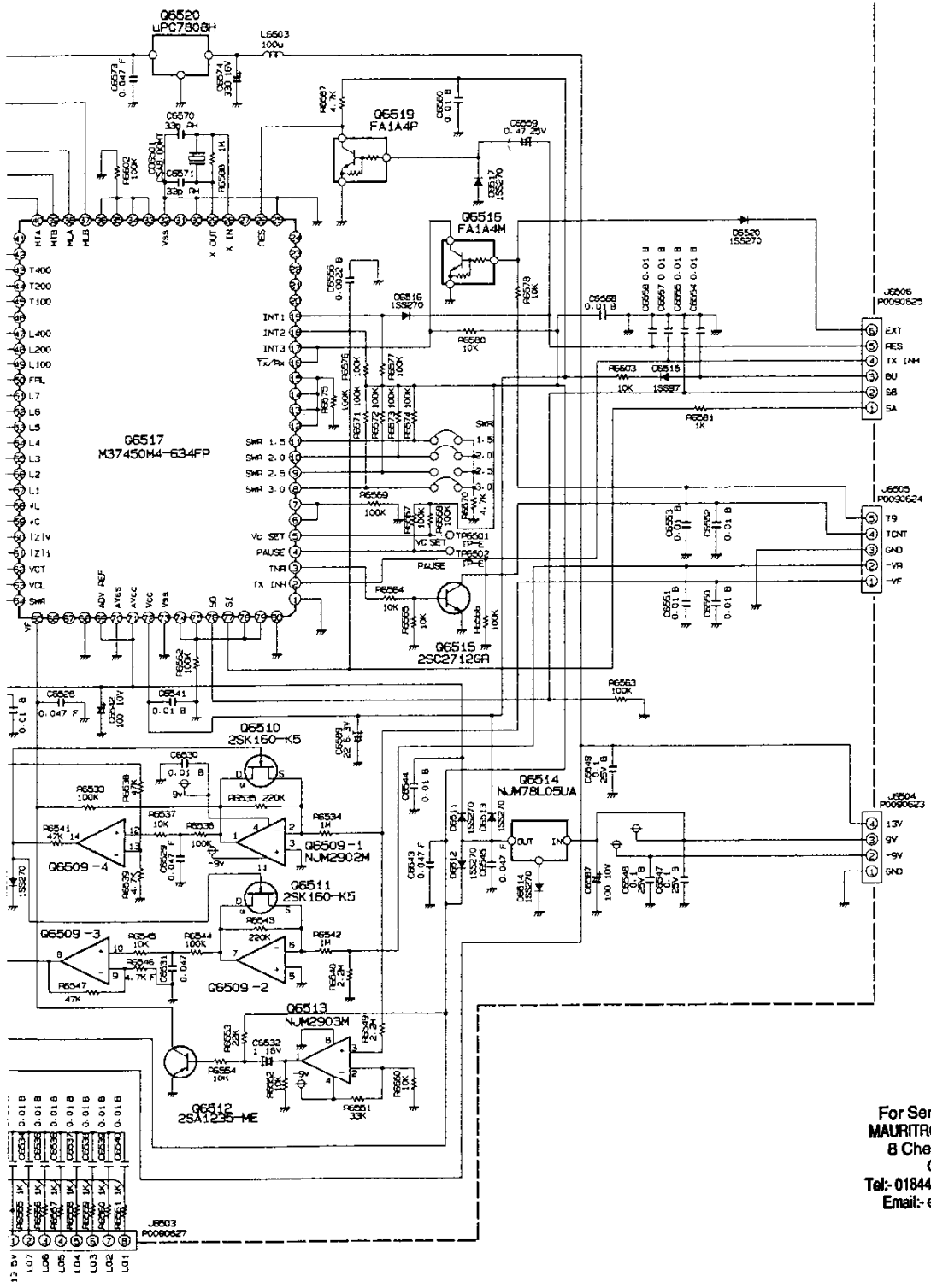
For Service Manuals Contact  
MAURITRON TECHNICAL SERVICES  
8 Cherry Tree Rd, Chinnor  
Oxon OX9 4QY  
Tel:- 01844-351694 Fax:- 01844-352554  
Email:- enquiries@mauritron.co.uk

# Tuner Control Unit Circuit Diagram





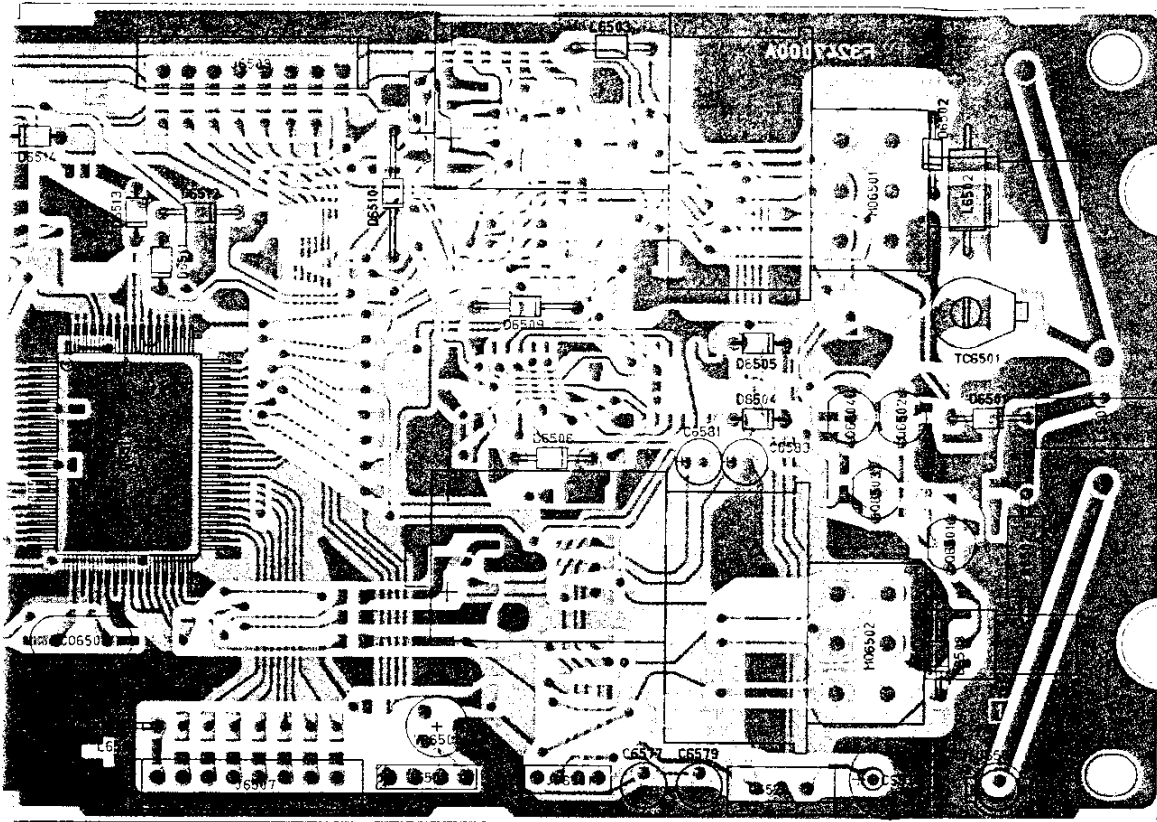
Downloaded by   
 Amateur Radio Directory   
  
[www.hamdirectory.info](http://www.hamdirectory.info)



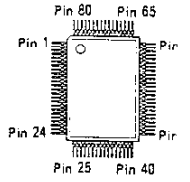
For Service Manuals Contact  
**MAURITRON TECHNICAL SERVICES**  
 8 Cherry Tree Rd, Chinnor  
 Oxon OX9 4QY  
 Tel: 01844-351694 Fax: 01844-352554  
 Email: enquires@mauritron.co.uk



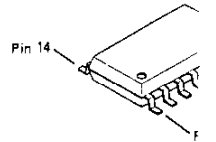
vout




Obverse View of Component Side



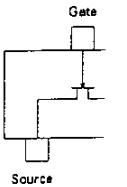
M37450E4FP MY (Q6517)



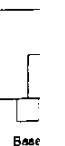
HD74AC00 (Q6505)  
HD74AC74 (Q6506)  
NJM2902M (Q6509)



Obverse View of Chip Side



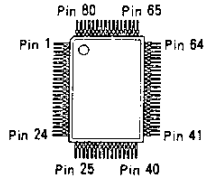
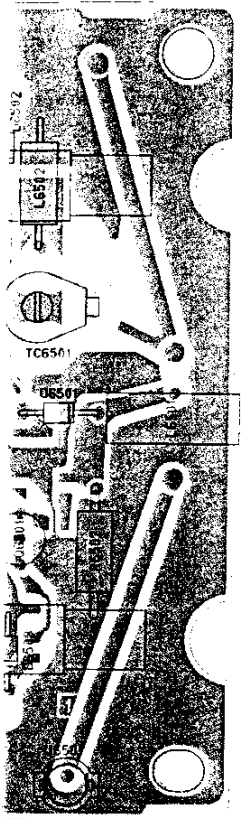
2SK160 (Q6510)



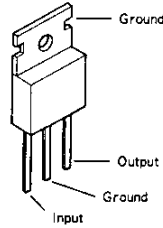
2SC27 (Q6511)



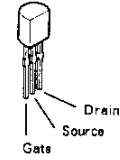
# FC-10 (option)



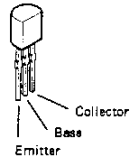
M37450E4FP MY-021  
(Q6517)



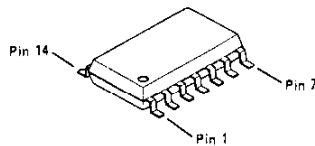
μPC7808H  
(Q6520)



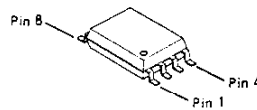
2SK104J  
(Q6501, 6502)



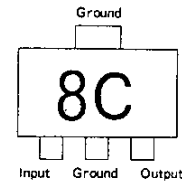
2SC2901L  
(Q6503, 6504)



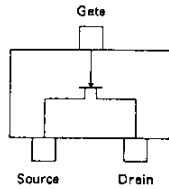
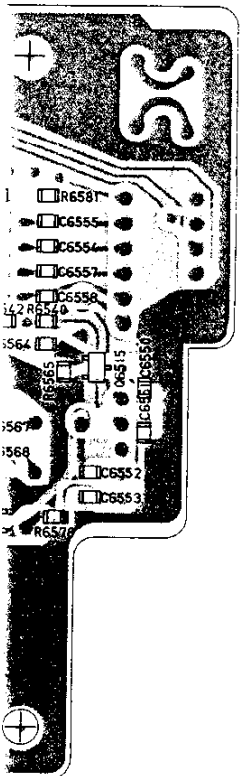
HD74AC00FP  
(Q6505)  
HD74AC74FP  
(Q6506)  
NJM2902M  
(Q6509)  
NJM2904M  
(Q6508)



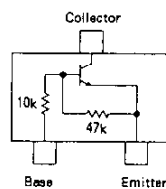
MB3763PF  
(Q6521, 6522)  
NJM2903M  
(Q6513)  
NJM2904M  
(Q6508)



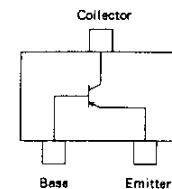
NJM78L05UA (8C)  
(Q6514)



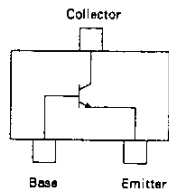
2SK160 (K5)  
(Q6510, 6511)



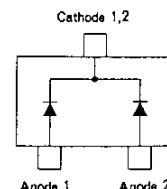
FA1A4P (L34)  
(Q65166519)



2SA1235 (ME)  
(Q6512)



2SC2712GR (LG)  
(Q6507, 6515)



HSM2838 (A6)  
(D6508)

For Service Manuals Contact  
MAURITRON TECHNICAL SERVICES  
8 Cherry Tree Rd, Chinnor  
Oxon OX9 4QY  
Tel: 01844-351694 Fax: 01844-352554  
Email: enquiries@mauritron.co.uk

**Parts List**

REF.	MFGR'S DESIG	VALUE	WV	TOL.	DESCRIPTION	YAESU P/N	VERS.
*** TUNER CNTL UNIT ***							
	PCB With Components					CA1147001	
	Printed Circuit Board					F3247000A	
C 6501	CHIP CAP.	0.01uF	50V	B	GRM40B103M50PT	K22170817	
C 6502	CHIP CAP.	220pF	50V	CH	GRM40CH221J50PT	K22170243	
C 6503	CHIP CAP.	0.01uF	50V	B	GRM40B103M50PT	K22170817	
C 6504	CHIP CAP.	0.01uF	50V	B	GRM40B103M50PT	K22170817	
C 6505	CHIP CAP.	0.01uF	50V	B	GRM40B103M50PT	K22170817	
C 6506	CHIP CAP.	0.01uF	50V	B	GRM40B103M50PT	K22170817	
C 6507	CHIP CAP.	0.01uF	50V	B	GRM40B103M50PT	K22170817	
C 6508	CHIP CAP.	0.047uF	50V	F	GRM40F473Z50PT	K22171008	
C 6509	CHIP CAP.	0.01uF	50V	B	GRM40B103M50PT	K22170817	
C 6510	CHIP CAP.	0.01uF	50V	B	GRM40B103M50PT	K22170817	
C 6511	CHIP CAP.	0.01uF	50V	B	GRM40B103M50PT	K22170817	
C 6512	CHIP CAP.	0.01uF	50V	B	GRM40B103M50PT	K22170817	
C 6513	CHIP CAP.	0.047uF	50V	F	GRM40F473Z50PT	K22171008	
C 6514	CHIP CAP.	0.01uF	50V	B	GRM40B103M50PT	K22170817	
C 6515	CHIP CAP.	0.01uF	50V	B	GRM40B103M50PT	K22170817	
C 6516	CHIP CAP.	0.01uF	50V	B	GRM40B103M50PT	K22170817	
C 6517	CHIP CAP.	0.047uF	50V	F	GRM40F473Z50PT	K22171008	
C 6518	CHIP CAP.	0.01uF	50V	B	GRM40B103M50PT	K22170817	
C 6519	CHIP CAP.	0.1uF	25V	B	GRM40B104M25PT	K22140811	
C 6520	CHIP CAP.	0.01uF	50V	B	GRM40B103M50PT	K22170817	
C 6521	CHIP CAP.	0.01uF	50V	B	GRM40B103M50PT	K22170817	
C 6522	CHIP CAP.	0.01uF	50V	B	GRM40B103M50PT	K22170817	
C 6523	CHIP CAP.	0.01uF	50V	B	GRM40B103M50PT	K22170817	
C 6524	CHIP CAP.	0.01uF	50V	B	GRM40B103M50PT	K22170817	
C 6525	CHIP CAP.	0.01uF	50V	B	GRM40B103M50PT	K22170817	
C 6526	CHIP CAP.	0.01uF	50V	B	GRM40B103M50PT	K22170817	
C 6527	CHIP CAP.	0.01uF	50V	B	GRM40B103M50PT	K22170817	
C 6528	CHIP CAP.	0.047uF	50V	F	GRM40F473Z50PT	K22171008	
C 6529	CHIP CAP.	0.047uF	50V	F	GRM40F473Z50PT	K22171008	
C 6530	CHIP CAP.	0.01uF	50V	B	GRM40B103M50PT	K22170817	
C 6531	CHIP CAP.	0.047uF	50V	F	GRM40F473Z50PT	K22171008	
C 6532	TANTALUM CHIP CAP.	1uF	16V		TESVA1C105M1-8R	K78120009	
C 6533	CHIP CAP.	0.01uF	50V	B	GRM40B103M50PT	K22170817	
C 6534	CHIP CAP.	0.01uF	50V	B	GRM40B103M50PT	K22170817	
C 6535	CHIP CAP.	0.01uF	50V	B	GRM40B103M50PT	K22170817	
C 6536	CHIP CAP.	0.01uF	50V	B	GRM40B103M50PT	K22170817	
C 6537	CHIP CAP.	0.01uF	50V	B	GRM40B103M50PT	K22170817	
C 6538	CHIP CAP.	0.01uF	50V	B	GRM40B103M50PT	K22170817	
C 6539	CHIP CAP.	0.01uF	50V	B	GRM40B103M50PT	K22170817	
C 6540	CHIP CAP.	0.01uF	50V	B	GRM40B103M50PT	K22170817	
C 6541	CHIP CAP.	0.01uF	50V	B	GRM40B103M50PT	K22170817	
C 6542	AL. ELECTRO. CAP.	100uF	10V		RC2-10V101M	K40109015	
C 6543	CHIP CAP.	0.047uF	50V	F	GRM40F473Z50PT	K22171008	
C 6544	CHIP CAP.	0.01uF	50V	B	GRM40B103M50PT	K22170817	
C 6545	CHIP CAP.	0.047uF	50V	F	GRM40F473Z50PT	K22171008	
C 6546	CHIP CAP.	0.01uF	50V	B	GRM40B103M50PT	K22170817	
C 6547	CHIP CAP.	0.1uF	25V	B	GRM40B104M25PT	K22140811	

# FC-10 (option)

REF.	MFR'S DESIG	VALUE	WV	TOL.	DESCRIPTION	YAESU P/N	VERS.
C 6548	CHIP CAP.	0.1uF	25V	B	GRM40B104M25PT	K22140811	
C 6549	CHIP CAP.	0.1uF	25V	B	GRM40B104M25PT	K22140811	
C 6550	CHIP CAP.	0.01uF	50V	B	GRM40B103M50PT	K22170817	
C 6551	CHIP CAP.	0.01uF	50V	B	GRM40B103M50PT	K22170817	
C 6552	CHIP CAP.	0.01uF	50V	B	GRM40B103M50PT	K22170817	
C 6553	CHIP CAP.	0.01uF	50V	B	GRM40B103M50PT	K22170817	
C 6554	CHIP CAP.	0.01uF	50V	B	GRM40B103M50PT	K22170817	
C 6555	CHIP CAP.	0.01uF	50V	B	GRM40B103M50PT	K22170817	
C 6556	CHIP CAP.	0.0022uF	50V	B	GRM40B222M50PT	K22170809	
C 6557	CHIP CAP.	0.01uF	50V	B	GRM40B103M50PT	K22170817	
C 6558	CHIP CAP.	0.01uF	50V	B	GRM40B103M50PT	K22170817	
C 6559	TANTALUM CHIP CAP.	0.47uF	25V		TESVA1E474M1-8R	K78140009	
C 6560	CHIP CAP.	0.01uF	50V	B	GRM40B103M50PT	K22170817	
C 6561	CHIP CAP.	0.01uF	50V	B	GRM40B103M50PT	K22170817	
C 6562	CHIP CAP.	0.01uF	50V	B	GRM40B103M50PT	K22170817	
C 6563	CHIP CAP.	0.01uF	50V	B	GRM40B103M50PT	K22170817	
C 6564	CHIP CAP.	0.01uF	50V	B	GRM40B103M50PT	K22170817	
C 6565	CHIP CAP.	0.01uF	50V	B	GRM40B103M50PT	K22170817	
C 6566	CHIP CAP.	0.01uF	50V	B	GRM40B103M50PT	K22170817	
C 6567	CHIP CAP.	0.01uF	50V	B	GRM40B103M50PT	K22170817	
C 6568	CHIP CAP.	0.01uF	50V	B	GRM40B103M50PT	K22170817	
C 6569	CHIP CAP.	0.01uF	50V	B	GRM40B103M50PT	K22170817	
C 6570	CHIP CAP.	33pF	50V	RH	GRM40RH330J50PT	K22170523	
C 6571	CHIP CAP.	33pF	50V	RH	GRM40RH330J50PT	K22170523	
C 6573	CHIP CAP.	0.047uF	50V	F	GRM40F473Z50PT	K22171008	
C 6574	AL. ELECTRO. CAP.	330uF	16V		RE2-16V331M	K40129043	
C 6575	CHIP CAP.	0.01uF	50V	B	GRM40B103M50PT	K22170817	
C 6576	CHIP CAP.	0.01uF	50V	B	GRM40B103M50PT	K22170817	
C 6577	AL. ELECTRO. CAP.	10uF	50V		RE2-50V100M	K40179041	
C 6578	CHIP CAP.	0.047uF	50V	F	GRM40F473Z50PT	K22171008	
C 6579	AL. ELECTRO. CAP.	10uF	50V		RE2-50V100M	K40179041	
C 6580	CHIP CAP.	0.047uF	50V	F	GRM40F473Z50PT	K22171008	
C 6581	AL. ELECTRO. CAP.	10uF	16V		RC2-16V100M	K40129012	
C 6582	CHIP CAP.	0.047uF	50V	F	GRM40F473Z50PT	K22171008	
C 6583	AL. ELECTRO. CAP.	10uF	16V		RC2-16V100M	K40129012	
C 6584	CHIP CAP.	0.047uF	50V	F	GRM40F473Z50PT	K22171008	
C 6585	CHIP CAP.	0.047uF	50V	F	GRM40F473Z50PT	K22171008	
C 6586	CHIP CAP.	0.01uF	50V	B	GRM40B103M50PT	K22170817	
C 6587	AL. ELECTRO. CAP.	100uF	10V		RC2-10V101M	K40109015	
C 6588	CHIP CAP.	0.01uF	50V	B	GRM40B103M50PT	K22170817	
C 6589	TANTALUM CHIP CAP.	22uF	6.3V		TESVCOJ226M12R	K78080011	
C 6590	CHIP CAP.	0.01uF	50V	B	GRM40B103M50PT	K22170817	
C06501 CERAMIC OSC					CSA8.00MT	H7900580	
D 6501	DIODE				1SS101	G2090223	
D 6502	DIODE				1SS101	G2090223	
D 6503	DIODE				RD4.7EB2-T1	G2060006	
D 6504	DIODE				1SS270TJ	G2060004	
D 6505	DIODE				1SS270TJ	G2060004	
D 6506	DIODE				1SS97	G2090118	
D 6508	DIODE				HSM2838-TR	G2070108	
D 6509	DIODE				1SS97	G2090118	

# FC-10 (option)

REF.	MFGR'S DESIG	VALUE	WV	TOL.	DESCRIPTION	YAESU P/N	VERS.
D 6510	DIODE				1SS270TJ	G2060004	
D 6511	DIODE				1SS270TJ	G2060004	
D 6512	DIODE				1SS270TJ	G2060004	
D 6513	DIODE				1SS270TJ	G2060004	
D 6514	DIODE				1SS270TJ	G2060004	
D 6515	DIODE				1SS97	G2090118	
D 6516	DIODE				1SS270TJ	G2060004	
D 6517	DIODE				1SS270TJ	G2060004	
D 6520	DIODE				1SS270TJ	G2060004	
J 6501	CONNECTOR				TMP-J01X-V6	P1090210	
J 6502	CONNECTOR				TMP-J01X-V6	P1090210	
J 6503	CONNECTOR				SC25-08WS	P0090627	
J 6504	CONNECTOR				SC25-04WS	P0090623	
J 6505	CONNECTOR				SC25-05WS	P0090624	
J 6506	CONNECTOR				SC25-06WS	P0090625	
J 6507	CONNECTOR				SC25-08WS	P0090627	
J 6508	CONNECTOR				3022-04B	P0090523	
J 6510	CONNECTOR				TMP-J01X-V6	P1090210	
JP6501	WIRE-ASSY					T9206156A	
JP6502	WIRE-ASSY					T9317880	
JP6503	TMP-PLUG WIRE-ASSY					T9315911A	
L 6501	COIL				U 2001F FR9.5	L0021955	
L 6502	M. RFC	1mH			LAL04NA102K	L1190090	
L 6503	M. RFC	100uH			LAL03TA101K	L1790107	
L 6504	M. RFC	100uH			LAL03TA101K	L1790107	
MO6501	MOTOR POT.	50K		B	RK16312MA	Q9000563	
MO6502	MOTOR POT.	50K		B	RK16312MA	Q9000563	
Q 6501	FET				2SK104J	G3801040J	
Q 6502	FET				2SK104J	G3801040J	
Q 6503	TRANSISTOR				2SC2901L	G3329010L	
Q 6504	TRANSISTOR				2SC2901L	G3329010L	
Q 6505	IC				HD74AC00FP-TR	G1091226	
Q 6506	IC				HD74AC74FP-TR	G1091225	
Q 6507	TRANSISTOR				2SC2712GR TE85R	G3327127G	
Q 6508	IC				NJM2904M-T2	G1091374	
Q 6509	IC				NJM2902M-T2	G1090908	
Q 6510	FET				2SK160-T2B K5	G3801607E	
Q 6511	FET				2SK160-T2B K5	G3801607E	
Q 6512	TRANSISTOR				2SA1235-T12-2E	G3112357E	
Q 6513	IC				NJM2903M T2	G1091073	
Q 6514	IC				NJM78L05UA TE2	G1091325	
Q 6515	TRANSISTOR				2SC2712GR TE85R	G3327127G	
Q 6516	TRANSISTOR				FA1A4M-T2B	G3070001	
Q 6517	IC				M37450M4-634FP	G1091601	
Q 6519	TRANSISTOR				FA1A4P-T2B	G3070006	
Q 6520	IC				UPC7808H	G1090294	
Q 6521	IC				MB3763PF-G-BND-TF	G1091224	
Q 6522	IC				MB3763PF-G-BND-TF	G1091224	

**For Service Manuals Contact**  
**MAURITRON TECHNICAL SERVICES**  
 8 Cherry Tree Rd, Chinnor  
 Oxon OX9 4QY  
 Tel:- 01844-351694 Fax:- 01844-352554  
 Email:- enquiries@mauritron.co.uk

# FC-10 (option)

REF.	MFGR'S DESIG	VALUE	WV	TOL.	DESCRIPTION	YAESU P/N	VERS.
R 6501	CHIP RES.	10K	1/10W	5%	RMC1/10T 103J	J24205103	
R 6502	CARBPM FILM RES.	24	1/2W	5%	RD12TJ240	J01275240	
R 6503	CHIP RES.	10K	1/10W	5%	RMC1/10T 103J	J24205103	
R 6504	CHIP RES.	100K	1/10W	5%	RMC1/10T 104J	J24205104	
R 6505	CHIP RES.	47	1/10W	5%	RMC1/10T 470J	J24205470	
R 6506	CHIP RES.	100K	1/10W	5%	RMC1/10T 104J	J24205104	
R 6507	CHIP RES.	1.5K	1/10W	5%	RMC1/10T 152J	J24205152	
R 6508	CHIP RES.	1.5K	1/10W	5%	RMC1/10T 152J	J24205152	
R 6509	CHIP RES.	33K	1/10W	5%	RMC1/10T 333J	J24205333	
R 6510	CHIP RES.	1K	1/10W	5%	RMC1/10T 102J	J24205102	
R 6511	CHIP RES.	33K	1/10W	5%	RMC1/10T 333J	J24205333	
R 6512	CHIP RES.	1.5K	1/10W	5%	RMC1/10T 152J	J24205152	
R 6513	CHIP RES.	1.5K	1/10W	5%	RMC1/10T 152J	J24205152	
R 6514	CHIP RES.	100K	1/10W	5%	RMC1/10T 104J	J24205104	
R 6515	CHIP RES.	100K	1/10W	5%	RMC1/10T 104J	J24205104	
R 6516	CHIP RES.	47K	1/10W	5%	RMC1/10T 473J	J24205473	
R 6517	CHIP RES.	47K	1/10W	5%	RMC1/10T 473J	J24205473	
R 6518	CHIP RES.	1K	1/10W	5%	RMC1/10T 102J	J24205102	
R 6519	CHIP RES.	1K	1/10W	5%	RMC1/10T 102J	J24205102	
R 6520	CHIP RES.	100K	1/10W	5%	RMC1/10T 104J	J24205104	
R 6521	CHIP RES.	100K	1/10W	5%	RMC1/10T 104J	J24205104	
R 6522	CHIP RES.	1K	1/10W	5%	RMC1/10T 102J	J24205102	
R 6523	CHIP RES.	1K	1/10W	5%	RMC1/10T 102J	J24205102	
R 6524	CHIP RES.	10K	1/10W	5%	RMC1/10T 103J	J24205103	
R 6525	CHIP RES.	10K	1/10W	5%	RMC1/10T 103J	J24205103	
R 6526	CHIP RES.	10K	1/10W	5%	RMC1/10T 103J	J24205103	
R 6527	CHIP RES.	100K	1/10W	5%	RMC1/10T 104J	J24205104	
R 6528	CHIP RES.	220K	1/10W	5%	RMC1/10T 224J	J24205224	
R 6529	CHIP RES.	100K	1/10W	5%	RMC1/10T 104J	J24205104	
R 6530	CHIP RES.	220K	1/10W	5%	RMC1/10T 224J	J24205224	
R 6531	CHIP RES.	1K	1/10W	5%	RMC1/10T 102J	J24205102	
R 6532	CHIP RES.	1K	1/10W	5%	RMC1/10T 102J	J24205102	
R 6533	CHIP RES.	100K	1/10W	5%	RMC1/10T 104J	J24205104	
R 6534	CHIP RES.	1M	1/10W	5%	RMC1/10T 105J	J24205105	
R 6535	CHIP RES.	220K	1/10W	5%	RMC1/10T 224J	J24205224	
R 6536	CHIP RES.	100K	1/10W	5%	RMC1/10T 104J	J24205104	
R 6537	CHIP RES.	10K	1/10W	5%	RMC1/10T 103J	J24205103	
R 6538	CHIP RES.	47K	1/10W	5%	RMC1/10T 473J	J24205473	
R 6539	CHIP RES.	4.7K	1/10W	5%	RMC1/10T 472J	J24205472	
R 6540	CHIP RES.	2.2M	1/10W	5%	RMC1/10T 225J	J24205225	
R 6541	CHIP RES.	47K	1/10W	5%	RMC1/10T 473J	J24205473	
R 6542	CHIP RES.	1M	1/10W	5%	RMC1/10T 105J	J24205105	
R 6543	CHIP RES.	220K	1/10W	5%	RMC1/10T 224J	J24205224	
R 6544	CHIP RES.	100K	1/10W	5%	RMC1/10T 104J	J24205104	
R 6545	CHIP RES.	10K	1/10W	5%	RMC1/10T 103J	J24205103	
R 6546	CHIP RES.	4.7K	1/10W	5%	RMC1/10T 472J	J24205472	
R 6547	CHIP RES.	47K	1/10W	5%	RMC1/10T 473J	J24205473	
R 6548	CHIP RES.	10K	1/10W	5%	RMC1/10T 103J	J24205103	
R 6549	CHIP RES.	2.2M	1/10W	5%	RMC1/10T 225J	J24205225	
R 6550	CHIP RES.	10K	1/10W	5%	RMC1/10T 103J	J24205103	
R 6551	CHIP RES.	33K	1/10W	5%	RMC1/10T 333J	J24205333	
R 6552	CHIP RES.	10K	1/10W	5%	RMC1/10T 103J	J24205103	

REF.	MFGR'S DESIG	VALUE	WV	TOL.	DESCRIPTION	YAESU P/N	VERS.
R 6553	CHIP RES.	22K	1/10W	5%	RMC1/10T 223J	J24205223	
R 6554	CHIP RES.	10K	1/10W	5%	RMC1/10T 103J	J24205103	
R 6555	CHIP RES.	1K	1/10W	5%	RMC1/10T 102J	J24205102	
R 6556	CHIP RES.	1K	1/10W	5%	RMC1/10T 102J	J24205102	
R 6557	CHIP RES.	1K	1/10W	5%	RMC1/10T 102J	J24205102	
R 6558	CHIP RES.	1K	1/10W	5%	RMC1/10T 102J	J24205102	
R 6559	CHIP RES.	1K	1/10W	5%	RMC1/10T 102J	J24205102	
R 6560	CHIP RES.	1K	1/10W	5%	RMC1/10T 102J	J24205102	
R 6561	CHIP RES.	1K	1/10W	5%	RMC1/10T 102J	J24205102	
R 6562	CHIP RES.	100K	1/10W	5%	RMC1/10T 104J	J24205104	
R 6563	CHIP RES.	100K	1/10W	5%	RMC1/10T 104J	J24205104	
R 6564	CHIP RES.	10K	1/10W	5%	RMC1/10T 103J	J24205103	
R 6565	CHIP RES.	10K	1/10W	5%	RMC1/10T 103J	J24205103	
R 6566	CHIP RES.	100K	1/10W	5%	RMC1/10T 104J	J24205104	
R 6567	CHIP RES.	100K	1/10W	5%	RMC1/10T 104J	J24205104	
R 6568	CHIP RES.	100K	1/10W	5%	RMC1/10T 104J	J24205104	
R 6569	CHIP RES.	100K	1/10W	5%	RMC1/10T 104J	J24205104	
R 6570	CHIP RES.	4.7K	1/10W	5%	RMC1/10T 472J	J24205472	
R 6571	CHIP RES.	100K	1/10W	5%	RMC1/10T 104J	J24205104	
R 6572	CHIP RES.	100K	1/10W	5%	RMC1/10T 104J	J24205104	
R 6573	CHIP RES.	100K	1/10W	5%	RMC1/10T 104J	J24205104	
R 6574	CHIP RES.	100K	1/10W	5%	RMC1/10T 104J	J24205104	
R 6575	CHIP RES.	100K	1/10W	5%	RMC1/10T 104J	J24205104	
R 6576	CHIP RES.	100K	1/10W	5%	RMC1/10T 104J	J24205104	
R 6577	CHIP RES.	100K	1/10W	5%	RMC1/10T 104J	J24205104	
R 6578	CHIP RES.	10K	1/10W	5%	RMC1/10T 103J	J24205103	
R 6580	CHIP RES.	10K	1/10W	5%	RMC1/10T 103J	J24205103	
R 6581	CHIP RES.	1K	1/10W	5%	RMC1/10T 102J	J24205102	
R 6587	CHIP RES.	4.7K	1/10W	5%	RMC1/10T 472J	J24205472	
R 6588	CHIP RES.	1M	1/10W	5%	RMC1/10T 105J	J24205105	
R 6589	CHIP RES.	1K	1/10W	5%	RMC1/10T 102J	J24205102	
R 6590	CHIP RES.	1K	1/10W	5%	RMC1/10T 102J	J24205102	
R 6591	CHIP RES.	1K	1/10W	5%	RMC1/10T 102J	J24205102	
R 6592	CHIP RES.	1K	1/10W	5%	RMC1/10T 102J	J24205102	
R 6593	CHIP RES.	1K	1/10W	5%	RMC1/10T 102J	J24205102	
R 6594	CHIP RES.	1K	1/10W	5%	RMC1/10T 102J	J24205102	
R 6595	CHIP RES.	1K	1/10W	5%	RMC1/10T 102J	J24205102	
R 6596	CHIP RES.	1K	1/10W	5%	RMC1/10T 102J	J24205102	
R 6597	CHIP RES.	1K	1/10W	5%	RMC1/10T 102J	J24205102	
R 6598	CHIP RES.	1K	1/10W	5%	RMC1/10T 102J	J24205102	
R 6599	CHIP RES.	180	1/10W	5%	RMC1/10T 181J	J24205181	
R 6600	CHIP RES.	100K	1/10W	5%	RMC1/10T 104J	J24205104	
R 6601	CHIP RES.	1K	1/10W	5%	RMC1/10T 102J	J24205102	
R 6602	CHIP RES.	100K	1/10W	5%	RMC1/10T 104J	J24205104	
R 6603	CHIP RES.	10K	1/10W	5%	RMC1/10T 103J	J24205103	
TC6501	TRIMMER CAP.	10pF			ECV1ZW10X32	K91000012	
TP6501	TP-E/				MS-60124	Q5000016	
TP6502	TP-E/				MS-60124	Q5000016	
VR6501	POT.	47K		B	H0651A017-47KB	J51745473	

# FC-10 (option)

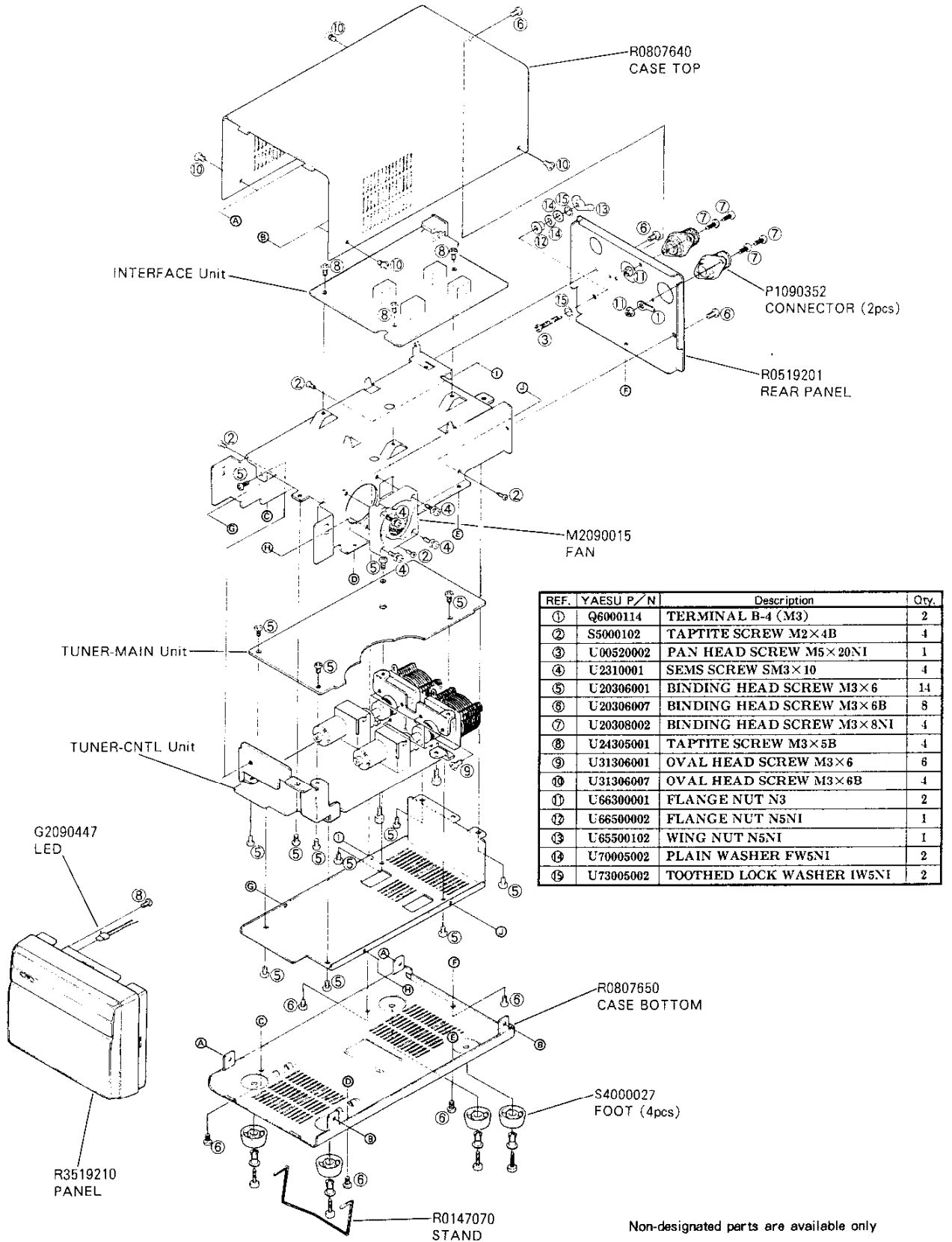
---

REF.	MFGR'S DESIG	VALUE	WV	TOL.	DESCRIPTION	YAESU P/N	VERS.
	FITTING VC					R0140880	
	SHIELD PLATE					R0516730B	
	SCREW (2pcs)					R6141870	
	UNIVERSAL JOINT (2pcs)			116-4		S1000003	
	WIRE BIND				PLT-1M BK-1	S3000022	
	MINI CLAMP (2pcs)				MN-2	S6000293	

For Service Manuals Contact  
MAURITRON TECHNICAL SERVICES  
8 Cherry Tree Rd, Chinnor  
Oxon OX9 4QY  
Tel: 01844-351694 Fax: 01844-352554  
Email: enquiries@mauritron.co.uk

# FC-10 (option)

## Exploded View



Non-designated parts are available only as part of a designated assembly.



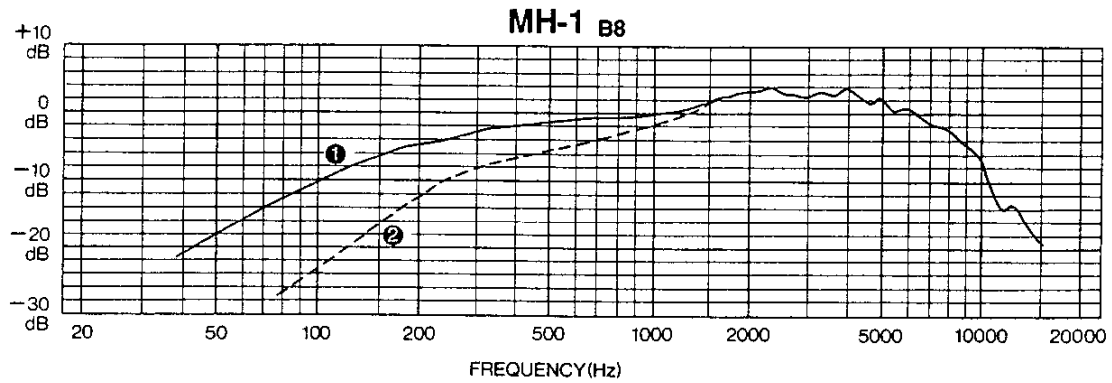
# MH-1<sub>B8</sub> (option)

## Specification

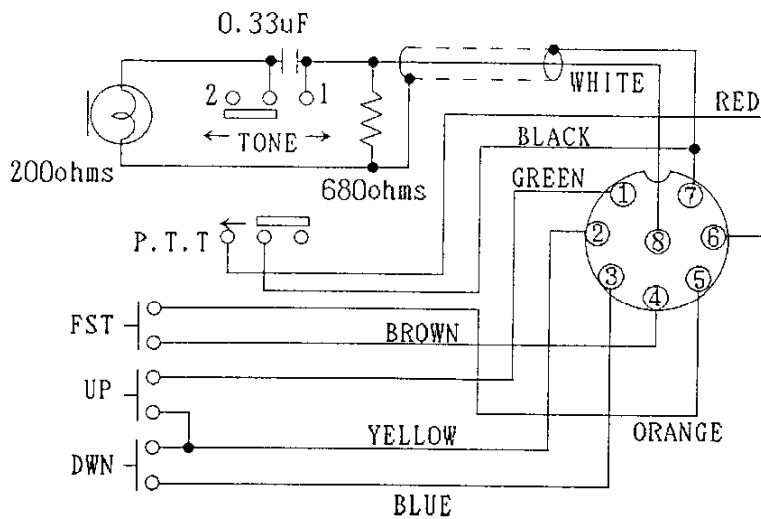
Type: Dynamic  
 Impedance:  $160\Omega \pm 30\%$  at 1kHz  
 Sensitivity:  $-77\text{dB}$  at 1kHz ( $0\text{dB}=1\text{V}/\mu\text{bar}$ )  
 Weight: 205g



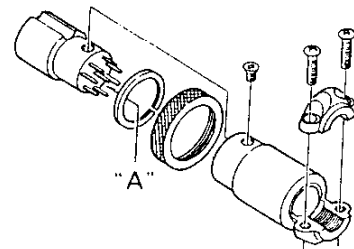
MH-1<sub>B8</sub> Hand-held Microphones



## Circuit Diagram



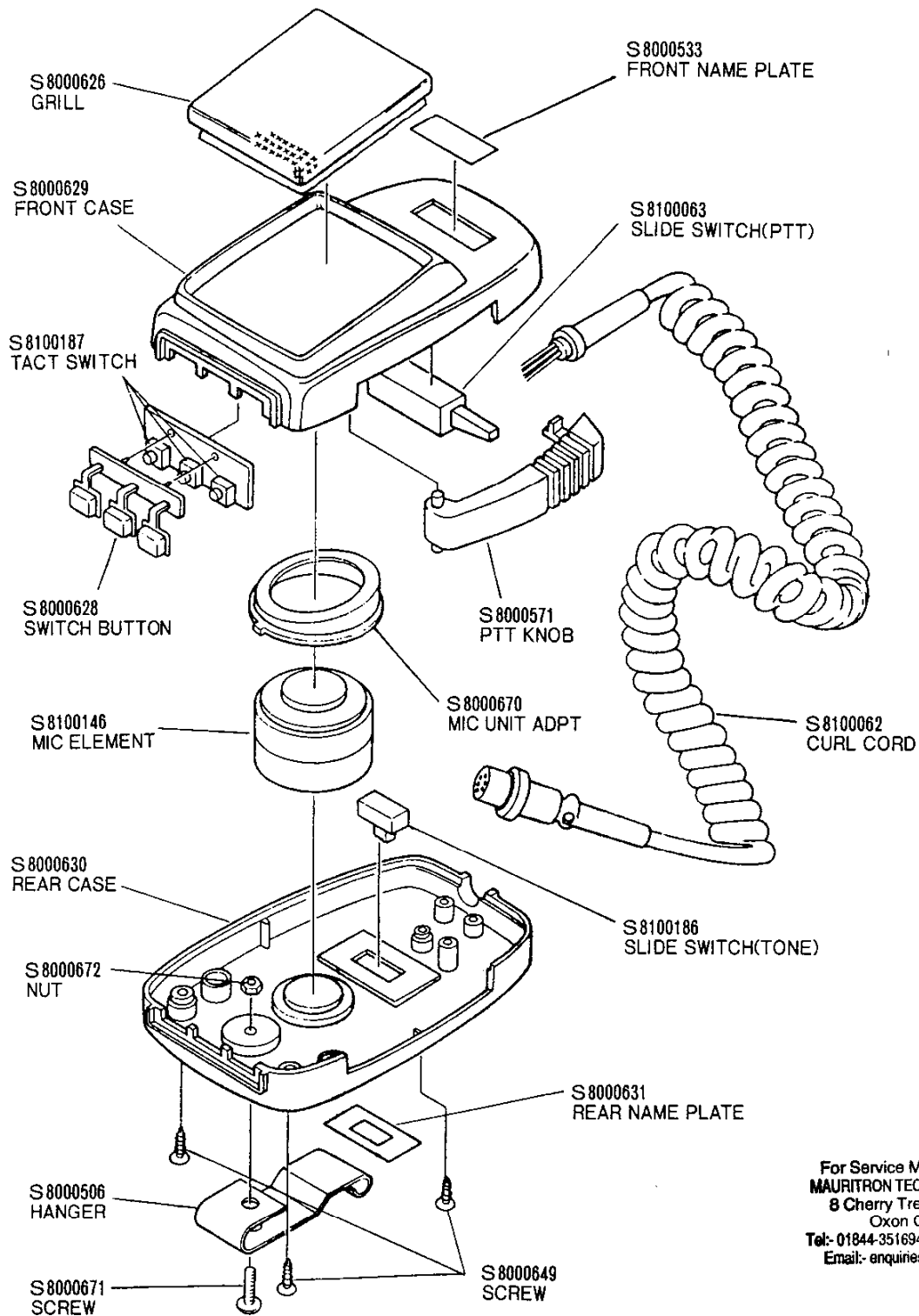
For Service Manuals Contact  
**MAURITRON TECHNICAL SERVICES**  
 8 Cherry Tree Rd, Chinnor  
 Oxon OX9 4QY  
 Tel:- 01844-351694 Fax:- 01844-352554  
 Email:- enquiries@mauritron.co.uk



Viewed From "A" Side

# MH-1<sub>B8</sub> (option)

## Exploded View




For Service Manuals Contact  
**MAURITRON TECHNICAL SERVICES**  
8 Cherry Tree Rd, Chinnor  
Oxon OX9 4QY  
Tel:- 01844-351694 Fax:- 01844-352554  
Email:- enquiries@mauritron.co.uk

Non-designated parts are available only  
as part of a designated assembly.

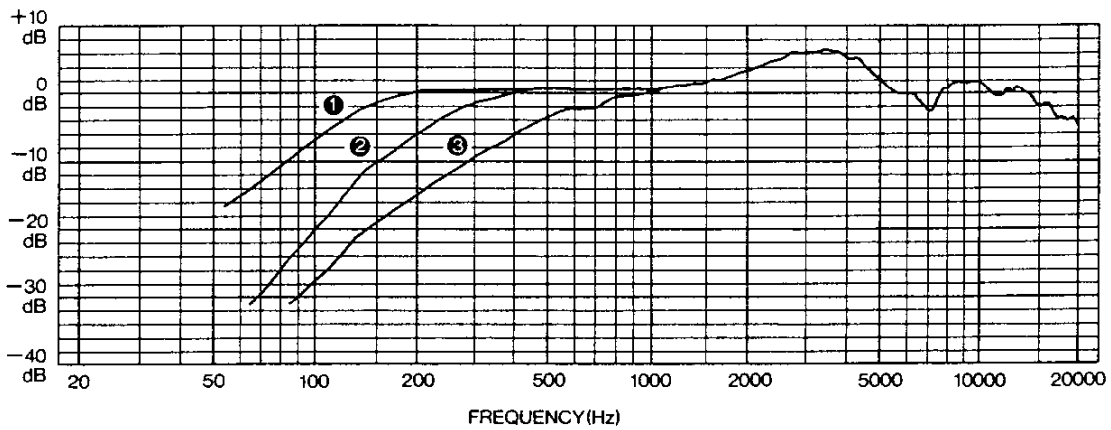
# MD-1c8 (option)

## Specifications

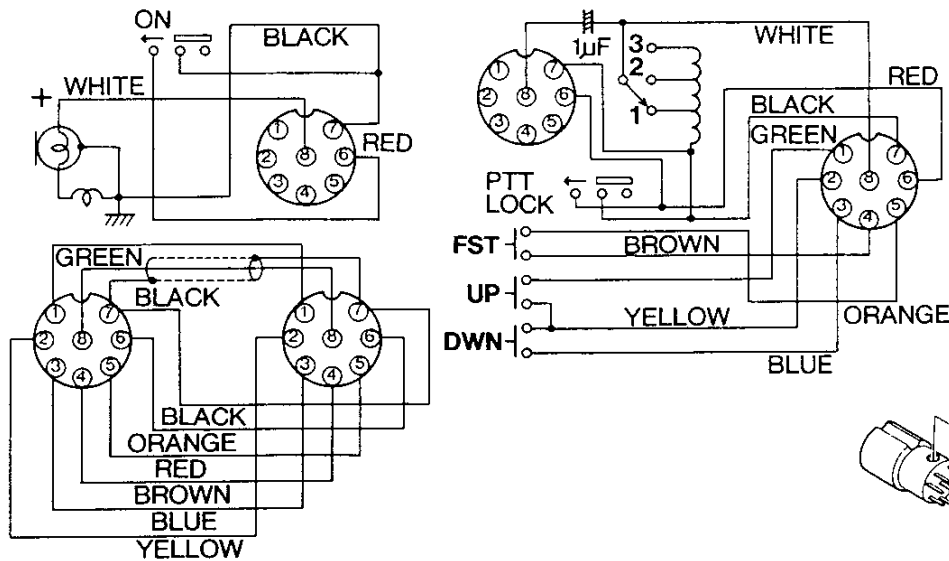
- Type: Dynamic (Impedance:  $600\Omega \pm 30\%$  at 1kHz)
- Frequency Response: 100Hz~15kHz (-6dB)
- Sensitivity:  $-75\text{dB} \pm 3\text{dB}$  at 1kHz (0dB=1V/0.1Pa)
- Directivity Pattern: Unidirectional (teardrop)
- Switches: Top: PTT, PTT lock, Scan UP, DOWN and FAST  
Bottom: Audio Tone Response (3 positions)
- Position 1: full range  
Position 2:  $-5\text{dB}$  at 100Hz  
Position 3:  $-10\text{dB}$  at 100Hz
- Dimensions: Base:  $98 \times 160 \times 165\text{mm}$  (WHD)  
Microphone: diameter  $40.5 \times 210\text{mm}$
- Weight: Base  $\sim 630\text{g}$   
Microphone  $\sim 250\text{g}$



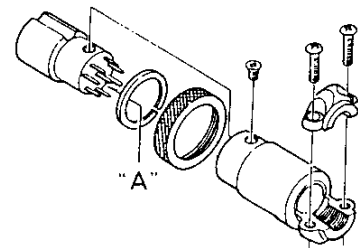
MD-1c8 Microphones



## Circuit Diagram



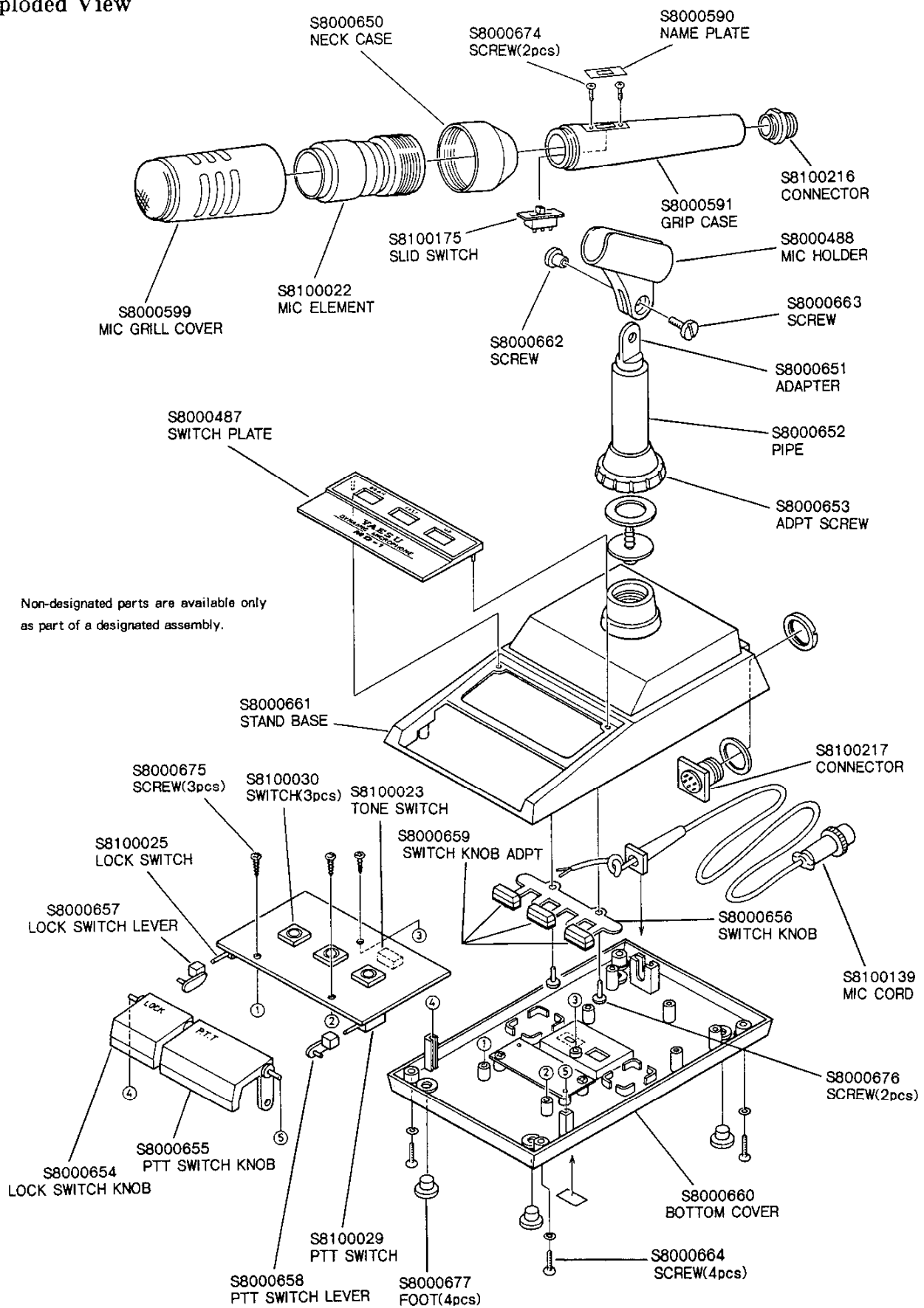
For Service Manuals Contact  
MAURITRON TECHNICAL SERVICES  
8 Cherry Tree Rd, Chinnor  
Oxon OX9 4QY  
Tel: 01844-351694 Fax: 01844-352554  
Email: enquiries@mauritron.co.uk



Viewed From "A" Side

# MD-1c8 (option)

## Exploded View



# YH-77ST (option)

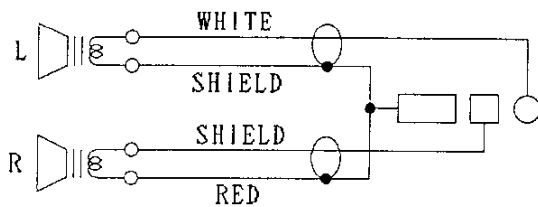
## Specification

Impedance:  $35\ \Omega \pm 30\%$  at 1kHz  
Operating Temperature Range:  $0^{\circ}\text{C} \sim +50^{\circ}\text{C}$   
Sensitivity:  $103\text{dB/mW} \pm 3\text{dB}$  at 1kHz  
( $0\text{dB} = 0.0002\ \mu\text{ bar}$ )  
Speaker Maximum Input: 50mW



YH-77ST Lightweight Headphones

## Circuit Diagram



For Service Manuals Contact  
**MAURITRON TECHNICAL SERVICES**  
8 Cherry Tree Rd, Chinnor  
Oxon OX9 4QY  
Tel: 01844-351694 Fax: 01844-352554  
Email: enquiries@mauritron.co.uk

For Service Manuals Contact  
**MAURITRON TECHNICAL SERVICES**  
8 Cherry Tree Rd, Chinnor  
Oxon OX9 4QY  
Tel: 01844-351894 Fax: 01844-352554  
Email: [enquiries@maurtron.co.uk](mailto:enquiries@maurtron.co.uk)