

# YAESU

## VHF/UFH FM TRANSCEIVER

# FTM-10R/E

### Technical Supplement

©2011 VERTEX STANDARD CO., LTD. EH027M70E

**VERTEX STANDARD CO., LTD.**  
4-8-8 Nakameguro, Meguro-Ku, Tokyo 153-8644, Japan

**VERTEX STANDARD U.S.A. Inc.**  
6125 Phyllis Drive, Cypress, California 90630, U.S.A.

**YAESU UK LTD.**  
Unit 12, Sun Valley Business Park, Winnall Close  
Winchester, Hampshire, SO23 0LB, U.K.

**VERTEX STANDARD HK LTD.**  
Unit 1306-1308, 13F., Millennium City 2, 378 Kwun Tong Road,  
Kwun Tong, Kowloon, Hong Kong

**VERTEX STANDARD (AUSTRALIA) PTY., LTD.**  
Tally Ho Business Park, 10 Wesley Court, East Burwood, VIC, 3151

### Introduction

This manual provides technical information necessary for servicing the FTM-10R/E VHF/UHF FM Transceiver.

Servicing this equipment requires expertise in handling surface-mount chip components. Attempts by non-qualified persons to service this equipment may result in permanent damage not covered by the warranty, and may be illegal in some countries.

Two PCB layout diagrams are provided for each double-sided circuit board in the Transceiver. Each side of is referred to by the type of the majority of components installed on that side (“leaded” or “chip-only”). In most cases one side has only chip components, and the other has either a mixture of both chip and leaded components (trimmers, coils, electrolytic capacitors, ICs, etc.), or leaded components only.

While we believe the technical information in this manual to be correct, VERTEX STANDARD assumes no liability for damage that may occur as a result of typographical or other errors that may be present. Your cooperation in pointing out any inconsistencies in the technical information would be appreciated.



### Important Note

The transceiver was assembled using Pb (lead) free solder, based on the RoHS specification. Only lead-free solder (Alloy Composition: Sn-3.0Ag-0.5Cu) should be used for repairs performed on this apparatus. The solder stated above utilizes the alloy composition required for compliance with the lead-free specification, and any solder with the above alloy composition may be used.

### Contents

<b>Specifications</b> .....	2
<b>Exploded View &amp; Miscellaneous Parts</b> .....	3
<b>Block Diagram</b> .....	5
<b>Circuit Description</b> .....	7
<b>Alignment</b> .....	9
<b>Board Unit (Schematics, Layouts &amp; Parts)</b>	
MAIN-Unit .....	17
PANEL-Unit .....	51
CH-SW-Unit .....	61
CONNECTOR-Unit .....	62

# Specifications

## General

<b>Frequency Range:</b>	RX: 0.5 - 1.8 MHz (AM BC) 76 - 108 MHz (FM BC) 108-137 MHz (Air Band) 137-174 MHz (144 MHz HAM) 174-222 MHz (GR1 VHF TV) 300-420 MHz (GR2 ) 420-470 MHz (430 MHz HAM) 470-800 MHz (GR1 UHF TV) 800-999 MHz (GR2 USA Cellular Blocked)	
	TX: 144.000 - 148.000 MHz or 144.000 - 146.000 MHz, 430.000 - 450.000 MHz or 430.000 - 440.000 MHz	
<b>Channel Steps:</b>	5/6.25/8.33/(9)/10/12.5/15/20/25/50/100/200 kHz	(9): AM Only
<b>Emission Type:</b>	F3E, F2D	
<b>Antenna Impedance:</b>	50 Ohms	
<b>Frequency Stability:</b>	±5 ppm @ 14 °F ~ +140 °F (-10 °C ~ +60 °C)	
<b>Operating Temperature Range:</b>	-4 °F ~ +140 °F (-20 °C ~ +60 °C)	
<b>Supply Voltage:</b>	Nominal: 13.8 V DC, Negative Ground Operating: 11.7 ~ 15.8 V, Negative Ground	
<b>Current Consumption:</b> (Approx.)	RX: 0.5 A (Receive) 8.3 A / 6 A / 2A (TX, 144 MHz 50W / 20 W / 5 W) 8.5 A / 6 A / 2A (TX, 430 MHz 40W / 20 W / 5 W)	
<b>Case Size (W x H x D):</b>	4.4" x 1.5" x 7" (112 x 37.6 x 178 mm) (w/o knobs & connectors)	
<b>Weight (Approx.):</b>	2.9 lb. (1.3 kg)	

## Transmitter

<b>RF Power Output:</b>	50/20/5 W (144 MHz) 40/20/5 W (430 MHz)
<b>Modulation Type:</b>	Variable Reactance
<b>Maximum Deviation:</b>	±5 kHz
<b>Spurious Radiation:</b>	At least -60 dB below
<b>Microphone Impedance:</b>	2 k-Ohms

## Receiver

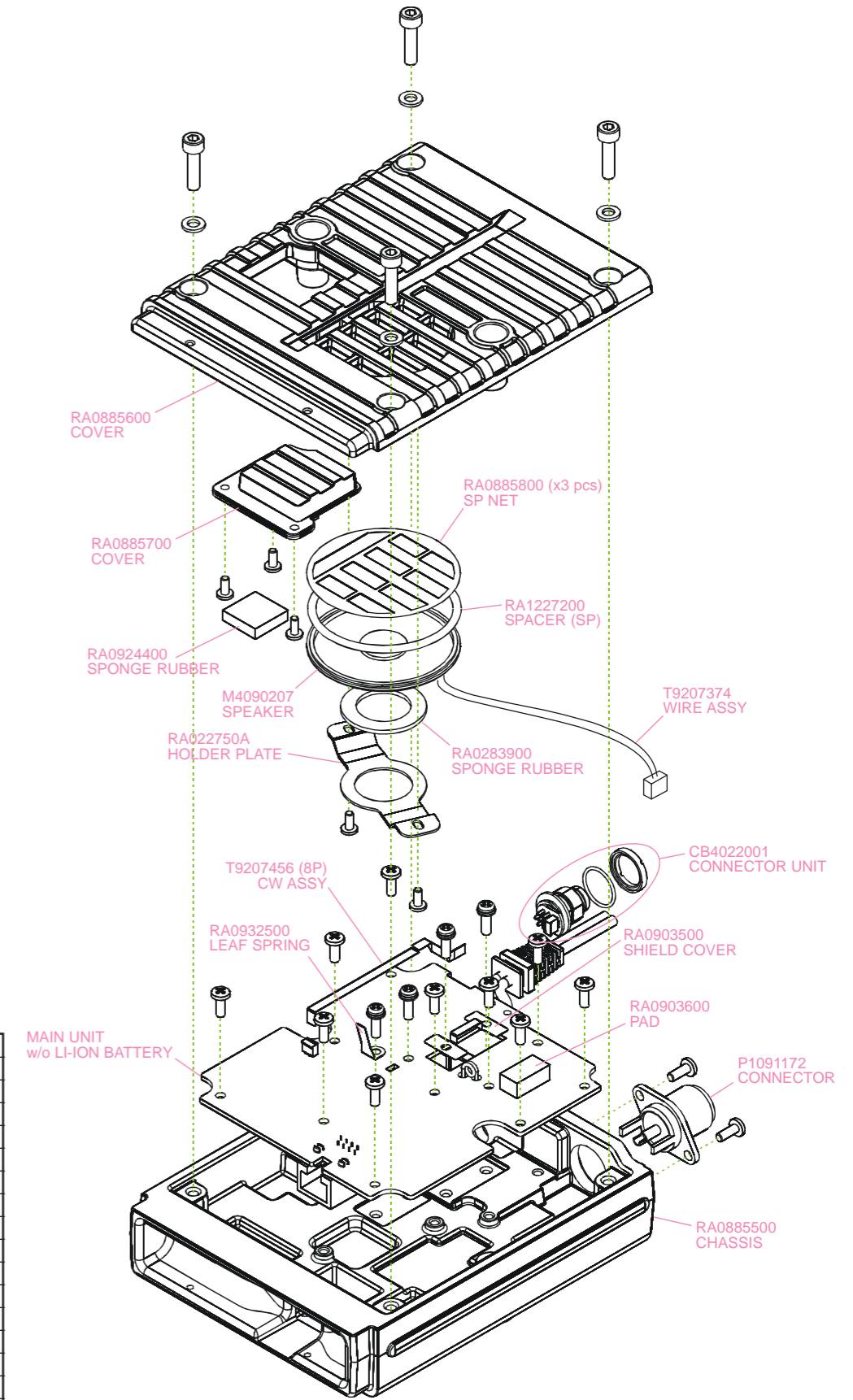
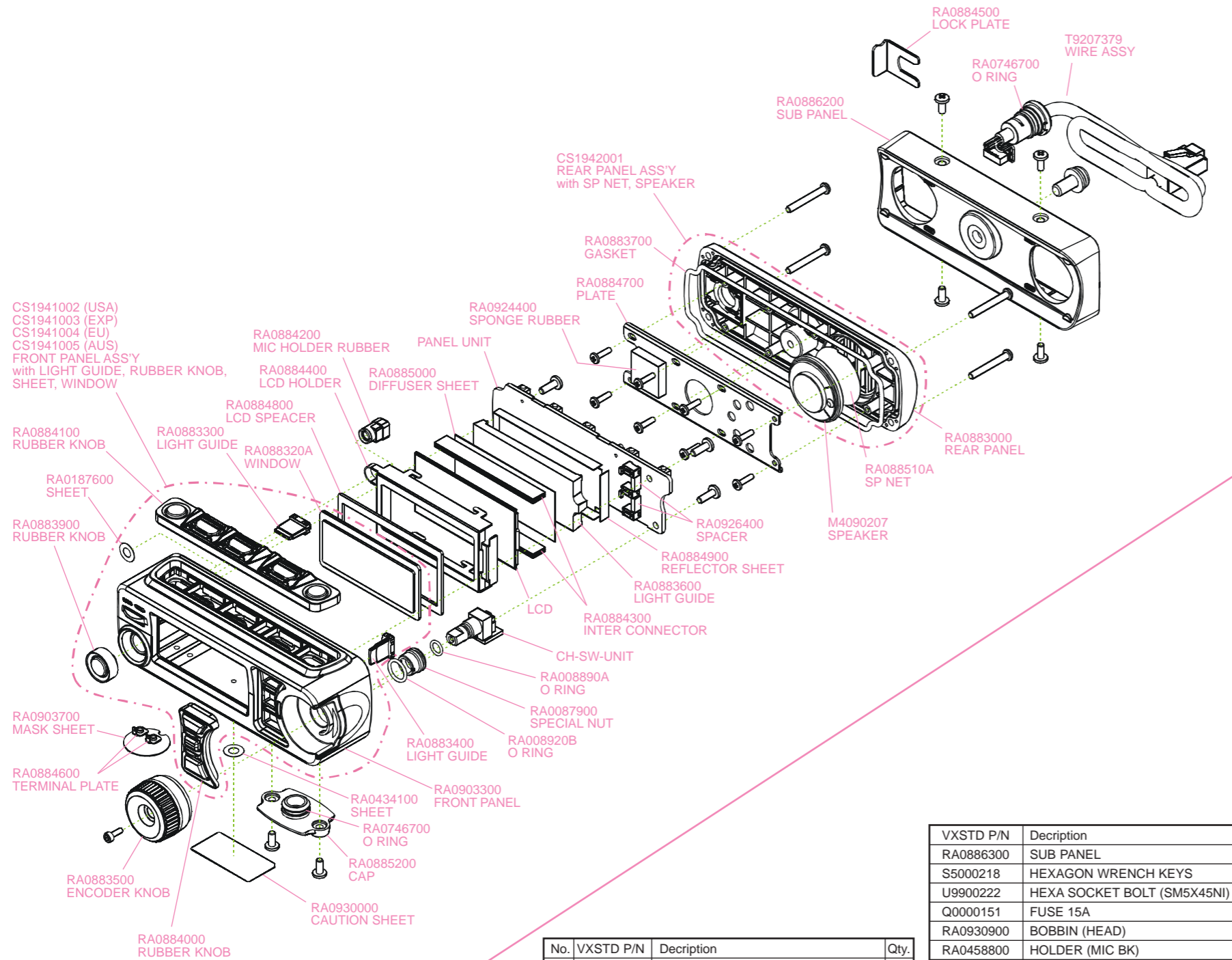
<b>Circuit Type:</b>	FM / AM: Double-Conversion Super heterodyne WFM: Triple-Conversion Super heterodyne AM / FM Radio: Single-Conversion Super heterodyne
<b>Intermediate Frequencies:</b>	FM / AM: 1st: 47.25 MHz, 2nd: 450 kHz FM Radio: 130 kHz, AM Radio: 50 kHz
<b>Sensitivity:</b>	5 µV TYP for 10 dB SN (0.5-1.7 MHz, AM) 2 µV TYP for 12 dB SINAD (76-108 MHz, WFM) 0.8 µV TYP for 10 dB SN (108-137 MHz, AM) 0.2 µV for 12 dB SINAD (137-140 MHz, FM) 0.2 µV for 12 dB SINAD (140-150 MHz, FM) 0.25 µV for 12 dB SINAD (150-174 MHz, FM) 1 µV TYP for 12 dB SINAD (174-222 MHz, WFM) 0.8 µV TYP for 10 dB SN (300-336 MHz, AM) 0.25 µV TYP for 12 dB SINAD (336-420 MHz, FM) 0.2 µV for 12 dB SINAD (420-470 MHz, FM) 5 µV TYP for 12 dB SINAD (470-540 MHz, WFM) 5 µV TYP for 12 dB SINAD (540-800 MHz, WFM) 0.4 µV TYP for 12 dB SINAD (800-899.99 MHz, FM) 0.8 µV TYP for 12 dB SINAD (900 - 999.99 MHz, FM)

USA Version Cellular Blocked

<b>Squelch Sensitivity:</b>	Better than 0.16 µV (144 / 430 MHz Band)
<b>Selectivity :</b>	NFM, AM 12 kHz / 30 kHz (-6 dB / -60 dB)
<b>AF Output:</b>	8 W @ 4 Ohm for 10 % THD (@ 13.8 V) BTL EXP SP 4 W @ 4 Ohm for 10 % THD (@ 13.8 V) Normal EXP SP/CH
<b>AF Output Impedance:</b>	4-16 Ohms

Specifications are subject to change without notice, and are guaranteed within the 144 and 430 MHz amateur bands only. Frequency ranges will vary according to transceiver version; check with your dealer.

# Exploded View & Miscellaneous Parts



No.	VXSTD P/N	Description	Qty.
	U24308002	BIND HEAD TAPTITE-B M3X8NI	12
	U24206002	BIND HEAD TAPTITE-B M2.6X6NI	5
	U20206007	BINDING HEAD SCREW M2.6X6B	4
	U44220020	PAN HEAD TAPTITE-B 2.6X20 SUS	4
	U24108002	BIND HEAD TAPTITE-B M2X8NI	8
	U24208002	BIND HEAD TAPTITE-B M2.6X8NI	3
	U20206020	BINDING HEAD SCREW M2.6X6SUS	2
	U51106027	HEX SOCKET BOLT M2X6BSUS	1
	U51416007	HEX SOCKET HEAD BOLT M4X16B	4
	U71004007	SPRING LOCK WASHER SW4B	4
	U03310002	SEMS SCREW ASM3X10NI	4
	U03512007	SEMS SCREW ASM5X12B(3)	1

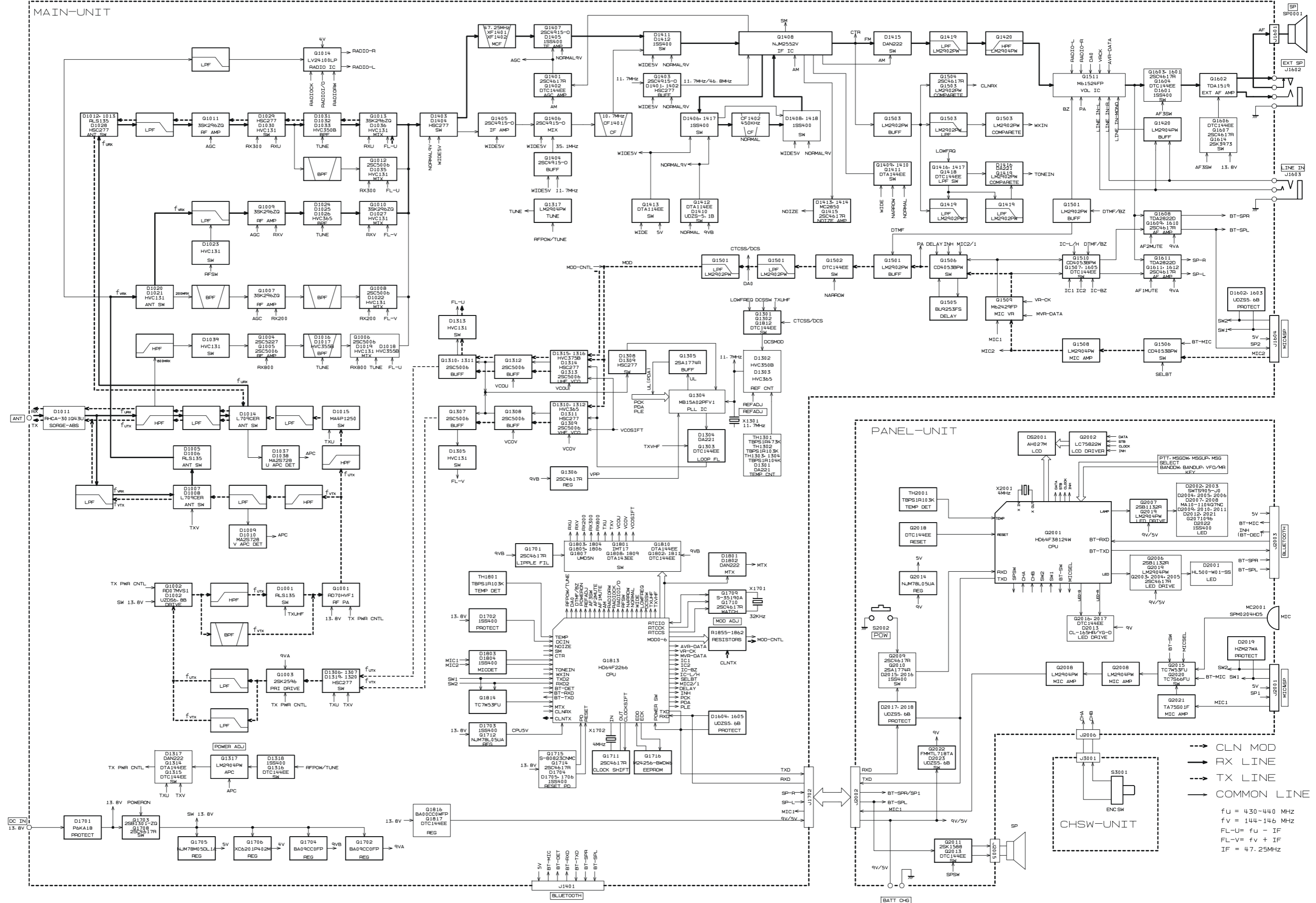
VXSTD P/N	Description	Qty.
RA0886300	SUB PANEL	1
S5000218	HEXAGON WRENCH KEYS	1
U9900222	HEXA SOCKET BOLT (SM5X45NI)	2
Q0000151	FUSE 15A	2
RA0930900	BOBBIN (HEAD)	1
RA0458800	HOLDER (MIC BK)	1
U51510020	HEXA SOCKET BOLT (M5X10SUS)	1
U40412220	PAN HEAD TAPPING (4X12SUS#2)	2
S5000297	HEXAGON WRENCH KEYS	1
S5000296	MAGNET (NC-35L)	1
RA0946700	SHEET (MAGNET)	1
U30520020	FLAT HEAD SCREW (M5X20SUS)	1
RA0885900	HOLDER PLATE	1
U9900108	SPRING PIN (3X10)	1
RA0886000	SHAFT	1
T9021715	DC CABLE	1
T9022815	DC CABLE (CE)	1
T9018510A	DC CABLE (W/ E-FX-1(757)	1

## *Exploded View & Miscellaneous Parts*

Note



# Block Diagram



## *Block Diagram*

*Note:*

## RECEPTION

### VHF Reception

The incoming VHF signal is passed through the low-pass filter network, antenna switching diodes and low-pass filter network to the RF amplifier Q1009 (**3SK296ZQ**). The amplified RF signal is passed through the band-pass filter again by varactor-tuned resonators L1024, L1025, and D1026 (**HVC365**) then applied to the 1st mixer Q1010 (**3SK296ZQ**) along with the first local oscillator signal from the PLL circuit.

The first local oscillator signal, between 191.25 MHz and 195.25 MHz, is generated by the VHF VCO, which consists of Q1309 (**2SC5006**) and varactor diodes D1310 (**HVC365**), D1311 (**HSC277TRF**), and D1312 (**HVC365**), according to the receiving frequency.

### UHF Reception

The incoming UHF signal is passed through the low-pass filter network, antenna switching diodes and Low-pass filter network to the RF amplifier Q1011 (**3SK296ZQ**). The amplified RF signal is passed through the band-pass filter varactor-tuned resonators D1031 and D1032, and D1033 (all **HVC350B**) then applied to the 1st mixer Q1013 (**3SK296ZQ**) along with the first local signal from the PLL circuit.

The first local oscillator signal is generated between 382.75 MHz and 402.75 MHz by the UHF VCO, which consists of Q1313 (**3SK296ZQ**) and varactor diodes D1314 (**HSC277TRF**), D1315 and D1316 (both **HVC375B**), according to the receiving frequency.

### IF and Audio Circuits

The 47.25 MHz first IF signal is applied to the monolithic crystal filters XF1401 and XF1402 which strip away unwanted mixer products, and the IF signal is applied to the first IF amplifier Q1407 (**2SC4915**). The amplified first IF signal is then delivered to the FM IF subsystem IC Q1408 (**NJM2552V-TE1**), which contains the second mixer, limiter amplifier, noise amplifier, and FM detector.

The second local oscillator signal is generated by the 46.8 MHz crystal X1301 and Q1403 (**2SC4915**), produces the 450 KHz second IF signal when mixed with the first IF signal within Q1408 (**NJM2552V-TE1**) it produces the 450 KHz second IF signal..

The 450 KHz second IF signal is applied to the ceramic filter CF1402, which strips away unwanted mixer products. The limiter amplifier within Q1408 (**NJM2552V-TE1**) removes the amplitude variations of the 450 KHz IF signal. Speech detection is within Q1408 and the ceramic discriminator CD1401.

The detected audio passes through the de-emphasis network, a low-pass filter consisting of Q1419 (**LM2902PWR**) and associated circuitry, and then a high-pass filter consisting of Q1420 (**LM2904PWR**) and associated circuitry. The filtered audio signal is passed through the audio volume control IC Q1511 (**M61524FP-DF0G**) that adjusts the audio sensitivity to compensate for audio level variations. When the internal speaker is selected, the audio signal is amplified by Q1602 (**TDA1519CTH**) then applied to the internal loudspeaker. When the external speaker is selected, the audio signal is amplified by Q1602 (**TDA1519CTH**), and then passed through the EXT SP jack to the external loudspeaker.

### Transmit Signal Path

The speech signal from the microphone passes through the MIC jack J1604 to AF amplifier Q1508 (**LM2904PWR**) on the MAIN unit. The amplified speech signal amplitude is limited by Q1509 (**M62429FP 780C**). The speech signal passes through buffer amplifier Q1501 (**LM2902PWR**) and the low-pass filter network section of Q1501 (**LM2902PWR**).

### VHF Transmit Signal Path

The adjusted speech signal from Q1501 (**LM2902PWR**) frequency modulates the VHF transmitting VCO, made up of Q1309 (**2SC5006**) and D1312 (**HVC350B**).

The modulated transmit signal passes through buffer amplifier Q1308, and Q1307 (both **HSC277TRF**).

The filtered transmit signal is applied to the Pre-Drive amplifier Q1003 (**2SK2596BXTL**) and Drive amplifier Q1002 (**RD07MVS1**), and then is finally amplified by Power amplifier Q1001 (**RD70HVF1**) up to 50 Watts. This three stage power amplifier's gain is controlled by the APC circuit.

The 50 Watt RF signal passes through the high-pass filter and low-pass filter networks, the antenna switch D1007 and D1008 (both **L709CER**), and another low-pass filter network, The signal is then delivered to the ANT jack.

### UHF Transmit Signal Path

The adjusted speech signal from Q1501 (**LM2902PWR**) frequency modulates the UHF transmitting VFO, made up of Q1313 (**2SC5006-T1**) and D1316 (**HVC375B**).

The modulated transmit signal passes through buffer amplifier Q1312, Q1310 and Q1311 (all **2SC5006**).

The filtered transmit signal is applied to the Pre-Drive amplifier Q1003 (**2SK2596BXTL**) and Drive amplifier Q1002 (**RD07MVS1**), and then finally is amplified by Power amplifier Q1001 (**RD70HVF1**) up to 40 Watts. This three

## Circuit Description

stage power amplifier's gain is controlled by the APC circuit.

The 40-Watts RF signal passes through the high-pass filter and low-pass filter networks, antenna switch D1014 (**L709CER**), another low-pass filter network, and then is delivered to the ANT jack.

### Transmit APC Circuit

A portion of the Power amplifier output is rectified by D1009 and D1010 (UHF: D1037 and D1038) (both **MA2S72800L**), then delivered to APC Q1317 (**LM2904PWR**), as a DC voltage which is proportional to the output level of the power amplifier.

The APC Q1317 (**LM2904PWR**) is the rectified DC voltage from the power amplifier and the reference voltage from the main CPU Q1813 (**HD64F2266TF13**), to produce a control voltage, which regulates the supply voltage to the Pre-Drive amplifier Q1003 (**2SK2596BXTL**), Drive amplifier Q1002 (**RD07MVS1-T12**) and Power amplifier Q1001 (**RD70HVF1**), so as to maintain stable output power under varying antenna loading condition.

### PLL

A portion of the output from the VCO Q1309 (**2SC5006-T1**), or Q1313 (**2SC5006-T1**) passes through the programmable divider section of the PLL IC Q1304 (**MB15A02PFV1-G-BND-EFE1**), which divides it according to the frequency data that is input from the main CPU Q1813 (**HD64F2266TF13**). It is then sent to the phase comparator.

The 11.7 MHz frequency of the reference oscillator circuit made up of X1301 is divided by the reference frequency divider section of Q1304 (**MB15A02PFV1-G-BND-EFE1**) into 4250 or 3400 parts to become the 5 kHz or 6.25 kHz comparative reference frequencies, which are utilized by the phase comparator.

The phase comparator section of Q1304 (**MB15A02PFV1-G-BND-EFE1**) compares the phase between the frequency-divided oscillation frequency of the VCO circuit, and the comparative frequency. The output is a pulse corresponding to the phase difference. This pulse is integrated by the charge pump and loop filter of Q1304 (**MB15A02PFV1-G-BND-EFE1**) into a control voltage (VCV) to control the oscillation frequency of the VCOs.

The **FTM-10R/E** has been carefully aligned at the factory for the specified performance across the 144 MHz and 430 MHz amateur bands. Realignment should therefore not be necessary except in the event of a component failure. All component replacement and service should be performed only by an authorized Yaesu representative, or the warranty policy may be void.

The following procedures cover adjustments that are not normally required once the transceiver has left the factory. However, if damage occurs and some parts are subsequently replaced, realignment may be required. If a sudden problem occurs during normal operation, it is likely due to component failure. Realignment should not be done until after the faulty component has been replaced.

We recommend that servicing be performed only by authorized Yaesu service technicians, who are experienced with the circuitry and fully equipped for repair and alignment. Therefore, if a fault is suspected, contact the dealer from whom the transceiver was purchased for instructions regarding repair. Authorized Yaesu service technicians realign all circuits and make complete performance checks to ensure compliance with factory specifications after replacing any faulty components. Those who do undertake any of the following alignments are cautioned to proceed at their own risk. Problems caused by unauthorized attempts at realignment are not covered by the warranty policy. Yaesu must reserve the right to change circuits and alignment procedures in the interest of improved performance, without notifying owners. Under no circumstances should any alignment be attempted unless the normal function and operation of the transceiver is clearly understood, the cause of the malfunction has been clearly pinpointed, any faulty components replaced, and the need for realignment is determined to be absolutely necessary.

## **Required Test Equipment**

The following test equipment (and familiarity with its use) is necessary for complete realignment. Correction of problems caused by misalignment resulting from use of improper test equipment is not covered under the warranty policy. While most steps do not require all of the equipment listed, the interactions of some adjustments may require that additional adjustments be performed. Do not attempt to perform only a single step unless it is clearly isolated electrically from all other steps. Have all test equipment ready before beginning, and follow all of the steps in a section in the order presented.

- RF Signal Generator with calibrated output level at 500 MHz
- Deviation Meter (linear detector)
- AF Millivoltmeter
- SINAD Meter
- Inline Wattmeter with 5% accuracy at 500 MHz
- Regulated DC Power Supply: adjustable from 10 to 17 VDC, 15A
- 50-ohm non-reactive Dummy Load: 100 W at 500 MHz
- Frequency Counter: >0.1 ppm accuracy at 500 MHz
- AF Signal Generator
- DC Voltmeter: high impedance
- VHF/UHF Sampling Coupler
- AF Dummy Load: 4 W, 5 W
- Oscilloscope
- Spectrum Analyzer

## **Alignment Preparation & Precautions**

### *Alignment Preparation & Precautions*

A dummy load and inline wattmeter must be connected to the main antenna jack in all procedures that call for transmission, except where specified otherwise. Correct alignment is not possible with an antenna. After completing one step, read the following step to determine whether the same test equipment will be required. If not, remove the test equipment (except dummy load and wattmeter, if connected) before proceeding.

Correct alignment requires that the ambient temperature of the transceiver be the same as that of the test equipment, and that the temperature be held constant between 20° and 30° C (68° ~ 86° F). When the transceiver is brought into the shop from hot or cold air it should be allowed some time for thermal equalization with the environment before alignment. If possible, alignments should be made with oscillator shields and circuit boards firmly affixed in place. The test equipment must be thoroughly warmed up before beginning.

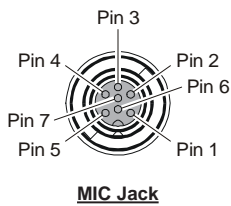
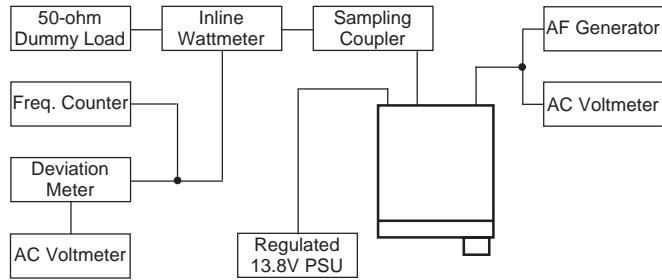
*Note: Signal levels in dB referred to in this procedure are based on 0 dBμ = 0.5 μV(closed circuit).*



# Alignment

## PLL & Transmitter

Set up the test equipment as shown for transmitter alignment. Maintain the supply voltage at 13.8V DC for all steps.



Pin No.	WIRE COLOR	MIC JACK
1	Orange	MIC 2
2	Gray	5 V
3	Brown	SP OUT L-CH
4	Green	SW1
5	Blue	SW2
6	Red	GND
7	Black	SP OUT R-CH

## Internal System Alignment Routine

This simplifies many complex discrete component adjustments by providing digitally controlled settings via the front panel's buttons and LCD indications.

1. To enter the Alignment Mode, turn the transceiver off. Press and hold in the [VOL/SEL] and [▶] keys while turning the radio on. Once the radio is on, release the keys.
2. Press the keys on the top of the front panel in the following sequence.

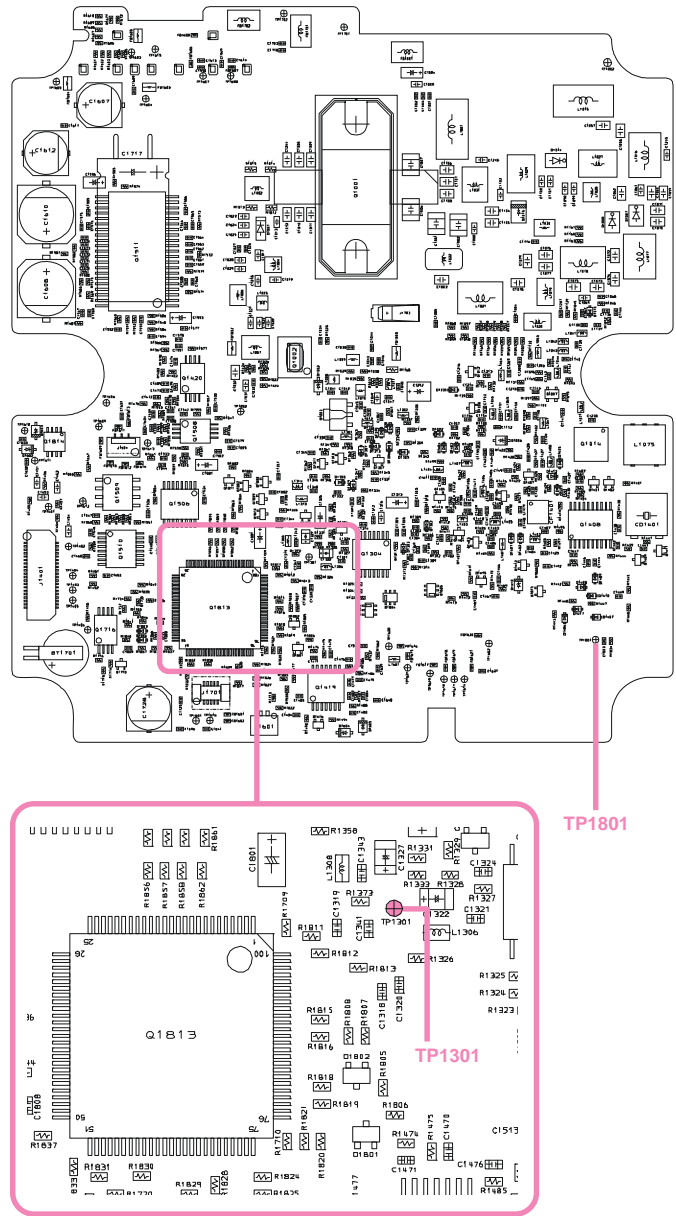
[▼] ⇨ [▼] ⇨ [▲] ⇨ [▲] ⇨ [F] ⇨ [F]

3. Press and hold the [VOL/SEL] key for one second to enter the Menu mode.
4. Rotate the **DIAL** knob to select Menu Item "F5 AF-VFO".
5. Press the [▶] key, then rotate the **DIAL** knob to select "TOGGLE".
6. Press the [▶] key, then rotate the **DIAL** knob to select Menu Item "F9 CLOCK".
7. Press the [▶] key, then rotate the **DIAL** knob to select "ON".
8. Press the [VOL/SEL] key to save the new setting and exit the Menu mode.
9. Press the [VOL/SEL] key repeatedly to display the Alignment Menu.
10. The transceiver is now in the "Alignment mode".

## VCO VCV Adjustment

Connect the DC voltmeter to **TP1301**. Referring to the table below, tune the transceiver to each frequency listed. Confirm that the correct voltage is present, or adjust the listed setting for the required voltage.

Tune to:	TX/RX	for
440.05 MHz	RX	2.6 ± 0.25 V
440.05 MHz	TX	1.9 ± 0.25 V
144.05 MHz	RX	2.45 ± 0.25 V
144.05 MHz	TX	1.65 ± 0.25 V



## PLL Reference Frequency

1. Press the [VOL/SEL] key repeatedly to display the frequency.
2. Set the transceiver frequency to 440.050 MHz.
3. Press and hold the [VOL/SEL] key for one second to enter the Menu mode.
4. Rotate the **DIAL** knob to select Menu Item "**F44 TX POWER**".
5. Press the [▶] key, then rotate the **DIAL** knob to select "LOW".
6. Press the [VOL/SEL] key to save the new setting and exit the Menu mode.
7. Press the [VOL/SEL] key repeatedly to display the Alignment Menu.
8. Press the [▶] key repeatedly to select Alignment Menu Item "**A-0 REF. xxx**".
9. Key the transmitter and adjust the **DIAL** knob, if necessary, so the counter frequency is within 100 Hz of 435.050 MHz.
10. Press the [VOL/SEL] key to save the new setting and exit the Alignment Menu mode.

## RF Front-end Tuning

1. Connect the DC voltmeter to TP1801 on the MAIN unit, then inject a 439.050 MHz signal at a level of +10dB $\mu$  (with 1 kHz modulation  $\pm$  3.5 kHz deviation) from the RF signal generator.
2. Press the [VOL/SEL] key repeatedly to display the frequency.
3. Set the transceiver frequency to 439.050 MHz.
4. Press the [VOL/SEL] key repeatedly to display the Alignment Menu.
5. Press the [▶] key repeatedly to select Alignment Menu Item "**A-1 TUN. xxx**".
6. Adjust the **DIAL** knob so that the DC voltmeter reading is lower than the maximum deflection.
7. Press the [VOL/SEL] key repeatedly to display the frequency.
8. Set the transceiver frequency to 145.050 MHz.
9. Press the [VOL/SEL] key repeatedly to display the Alignment Menu.
10. Press the [▶] key repeatedly to select Alignment Menu Item "**A-1 TUN. xxx**".
11. Adjust the **DIAL** knob so that the DC voltmeter, reading is lower than the maximum deflection.
12. Press the [VOL/SEL] key to save the new setting and exit the Alignment Menu mode.

## VHF Transmitter Output

1. Press the [VOL/SEL] key repeatedly to display the frequency.
2. Set the transceiver frequency to 146.050 MHz.
3. Press and hold the [VOL/SEL] key for one second to enter the Menu mode.
4. Rotate the **DIAL** knob to select Menu Item "**F44 TX POWER**".
5. Press the [▶] key, then rotate the **DIAL** knob to select "LOW".
6. Press the [VOL/SEL] key to save the new setting and exit the Menu mode.
7. Press the [VOL/SEL] key repeatedly to display the Alignment Menu.
8. Press the [▶] key repeatedly to select Alignment Menu Item "**A-2 PWR. xxx**".
9. Key the transmitter and rotate the **DIAL** knob to adjust transmit power to  $5 \pm 0.3$  Watts on the wattmeter.
10. Press the [VOL/SEL] key to save the new setting and exit the Alignment Menu mode.
11. To change the TX Power to "MID", just repeat steps 3 through 6 above, rotating the **DIAL** knob to select "MID" in step 5 above.
12. Press the [VOL/SEL] key repeatedly to display the Alignment Menu mode.
13. Press the [VOL/SEL] key repeatedly to select Alignment Menu Item "**A-2 PWR. xxx**".
14. Key the transmitter and rotate the **DIAL** knob to adjust transmit power to  $20 \pm 0.5$  Watts on the wattmeter.
15. Press the [VOL/SEL] key to save the new setting and exit the Alignment Menu mode.
16. To change the TX Power to "HIGH", just repeat steps 3 through 6 above, rotating the **DIAL** knob to select "HIGH" in step 5 above.
17. Press the [VOL/SEL] key repeatedly to display the Alignment Menu mode.
18. Press the [VOL/SEL] key repeatedly to select Alignment Menu Item "**A-2 PWR. xxx**".
19. Key the transmitter and rotate the **DIAL** knob to adjust transmit power to  $50 \pm 0.5$  Watts on the wattmeter.
20. Press the [VOL/SEL] key to save the new setting and exit the Alignment Menu mode.

# Alignment

## UHF Transmitter Output

1. Press the [VOL/SEL] key repeatedly to display the frequency.
2. Set the transceiver frequency to 440.050 MHz.
3. Press and hold the [VOL/SEL] key for one second to enter the Menu mode.
4. Rotate the **DIAL** knob to select Menu Item "**F44 TX POWER**".
5. Press the [▶] key, then rotate the **DIAL** knob to select "LOW".
6. Press the [VOL/SEL] key to save the new setting and exit the Menu mode.
7. Press the [VOL/SEL] key repeatedly to display the Alignment Menu.
8. Press the [▶] key repeatedly to select Alignment Menu Item "**A-2 PWR. xxx**".
9. Key the transmitter and rotate the **DIAL** knob to adjust transmit power to  $5 \pm 0.3$  Watts on the wattmeter.
10. Press the [VOL/SEL] key to save the new setting and exit the Alignment Menu mode.
11. To change the TX Power to "MID", just repeat steps 3 through 6 above, rotating the **DIAL** knob to select "MID" in step 5 above.
12. Press the [VOL/SEL] key repeatedly to display the Alignment Menu mode.
13. Press the [▶] key repeatedly to select Alignment Menu Item "**A-2 PWR. xxx**".
14. Key the transmitter and rotate the **DIAL** knob to adjust transmit power to  $20 \pm 0.5$  Watts on the wattmeter.
15. Press the [VOL/SEL] key to save the new setting and exit the Alignment Menu mode.
16. To change the TX Power to "HIGH", just repeat steps 3 through 6 above, rotating the **DIAL** knob to select "HIGH" in step 5 above.
17. Press the [VOL/SEL] key repeatedly to display the Alignment Menu mode.
18. Press the [▶] key repeatedly to select Alignment Menu Item "**A-2 PWR. xxx**".
19. Key the transmitter and rotate the **DIAL** knob to adjust transmit power to  $40 \pm 0.5$  Watts on the wattmeter.
20. Press the [VOL/SEL] key to save the new setting and exit the Alignment Menu mode.

## VHF Transmitter Deviation

1. Inject a 1 kHz audio tone at a level of 25 mV from the AF generator into the microphone jack (pin 1).
2. Press the [VOL/SEL] key repeatedly to display the frequency.
3. Set the transceiver frequency to 146.050 MHz.
4. Press and hold the [VOL/SEL] key for one second to enter the Menu mode.
5. Rotate the **DIAL** knob to select Menu Item "**F44 TX POWER**".
6. Press the [▶] key, then rotate the **DIAL** knob to select "LOW".
7. Press the [VOL/SEL] key to save the new setting and exit the Menu mode.
8. Press the [VOL/SEL] key repeatedly to display the Alignment Menu.
9. Press the [▶] key repeatedly to select Alignment Menu Item "**A-3 DEV. xxx**".
10. Key the transmitter, and rotate the **DIAL** knob to adjust transmit deviation to  $4.5 \text{ kHz} \pm 0.2 \text{ kHz}$  on the deviation meter.
11. Press the [VOL/SEL] key to save the new setting and exit the Alignment Menu mode.

## UHF Transmitter Deviation

1. Inject a 1 kHz audio tone at a level of 25 mV from the AF generator into the microphone jack (pin 1).
2. Press the [VOL/SEL] key repeatedly to display the frequency.
3. Set the transceiver frequency to 440.050 MHz.
4. Press and hold the [VOL/SEL] key for one second to enter the Menu mode.
5. Rotate the **DIAL** knob to select Menu Item "**F44 TX POWER**".
6. Press the [▶] key, then rotate the **DIAL** knob to select "LOW".
7. Press the [VOL/SEL] key to save the new setting and exit the Menu mode.
8. Press the [VOL/SEL] key repeatedly to display the Alignment Menu.
9. Press the [▶] key repeatedly to select Alignment Menu Item "**A-3 DEV. xxx**".
10. Key the transmitter, and rotate the **DIAL** knob to adjust transmit deviation to  $4.5 \text{ kHz} \pm 0.2 \text{ kHz}$  on the deviation meter.
11. Press the [VOL/SEL] key to save the new setting and exit the Alignment Menu mode.

## DCS TX Deviation

1. Press the [VOL/SEL] key repeatedly to display the frequency.
2. Set the transceiver frequency to 146.050 MHz.
3. Press and hold the [VOL/SEL] key for one second to enter the Menu mode.
4. Rotate the **DIAL** knob to select Menu Item "F44 TX POWER".
5. Press the [▶] key, then rotate the **DIAL** knob to select "LOW".
6. Press the [▶] key, then rotate the **DIAL** knob to select Menu Item "F40 SQL TYPE".
7. Press the [▶] key, then rotate the **DIAL** knob to select "DCS".
8. Press the [VOL/SEL] key to save the new setting and exit the Menu mode.
9. Press the [VOL/SEL] key repeatedly to display the Alignment Menu.
10. Press the [▶] key repeatedly to select Alignment Menu Item "A-4 DCS. xxx".
11. Key the transmitter (with no microphone input), rotate the **DIAL** knob to adjust the transmit DCS deviation to 0.7 kHz ( $\pm 0.05$  kHz) on the deviation meter.
12. Press the [VOL/SEL] key repeatedly to display the frequency.
13. Set the transceiver frequency to 440.050 MHz.
14. Press the [VOL/SEL] key repeatedly to display the Alignment Menu.
15. Press the [▶] key repeatedly to select Alignment Menu Item "A-4 DCS. xxx".
16. Key the transmitter (with no microphone input), rotate the **DIAL** knob to adjust the transmit DCS deviation to 0.7 kHz ( $\pm 0.05$  kHz) on the deviation meter.
17. Press the [VOL/SEL] key to save the new setting and exit the Alignment Menu mode.

## CTCSS TX Deviation

1. Press the [VOL/SEL] key repeatedly to display the frequency.
2. Set the transceiver frequency to 146.050 MHz.
3. Press and hold the [VOL/SEL] key for one second to enter the Menu mode.
4. Rotate the **DIAL** knob to select Menu Item "F44 TX POWER".
5. Press the [▶] key, then rotate the **DIAL** knob to select "LOW".
6. Press the [▶] key, then rotate the **DIAL** knob to select Menu Item "F40 SQL TYPE".
7. Press the [▶] key, then rotate the **DIAL** knob to select "TONE ENC".
8. Press the [▶] key, then rotate the **DIAL** knob to select Menu Item "F39 SQL TSQLF".
9. Press the [▶] key, then rotate the **DIAL** knob to select "100.0 HZ".
10. Press the [VOL/SEL] key to save the new setting and exit the Menu mode.
11. Press the [VOL/SEL] key repeatedly to display the Alignment Menu.
12. Press the [▶] key repeatedly to select Alignment Menu Item "A-5 CTC. xxx".
13. Key the transmitter (with no microphone input), rotate the **DIAL** knob to adjust the transmit CTCSS deviation to 0.7 kHz ( $\pm 0.05$  kHz) on the deviation meter.
14. Press the [VOL/SEL] key repeatedly to display the frequency.
15. Set the transceiver frequency to 440.050 MHz.
16. Press the [VOL/SEL] key repeatedly to display the Alignment Menu.
17. Press the [▶] key repeatedly to select Alignment Menu Item "A-5 CTC. xxx".
18. Key the transmitter (with no microphone input), rotate the **DIAL** knob to adjust the transmit CTCSS deviation to 0.7 kHz ( $\pm 0.05$  kHz) on the deviation meter.
19. Press the [VOL/SEL] key to save the new setting and exit the Alignment Menu mode.

# Alignment

## Center Meter Adjustment

1. Set the RF signal generator to 440.050 MHz. Set the generator for  $\pm 3.5$  kHz deviation of a 1 kHz modulation tone, and set the RF output level from the signal generator to 10 dB $\mu$ V.
2. Press the [VOL/SEL] key repeatedly to display the frequency.
3. Set the transceiver frequency to 440.050 MHz.
4. Press and hold the [VOL/SEL] key for one second to enter the Menu mode.
5. Rotate the **DIAL** knob to select Menu Item "**F29 RX M MODE**".
6. Press the [▶] key, and then rotate the **DIAL** knob to select "FM".
7. Press the [VOL/SEL] key to save the new setting and exit the Menu mode.
8. Press the [VOL/SEL] key repeatedly to display the Alignment Menu.
9. Press the [▶] key repeatedly to select Alignment Menu Item "**A-6 CTR UP**".
10. Press the [▲] key to save the new setting.
11. Press the [VOL/SEL] key repeatedly to display the frequency.
12. Press and hold the [VOL/SEL] key for one second to enter the Menu mode.
13. Rotate the **DIAL** knob to select Menu Item "**F29 RX M MODE**".
14. Press the [▶] key, and then rotate the **DIAL** knob to select "NARR FM".
15. Press the [VOL/SEL] key to save the new setting and exit the Menu mode.
16. Press the [VOL/SEL] key repeatedly to display the Alignment Menu.
17. Press the [▶] key repeatedly to select Alignment Menu Item "**A-6 CTR UP**".
18. Press the [▲] key to save the new setting.
19. Press the [VOL/SEL] key repeatedly to display the frequency.
20. Press and hold the [VOL/SEL] key for one second to enter the Menu mode.
21. Rotate the **DIAL** knob to select Menu Item "**F29 RX M MODE**".
22. Press the [▶] key, and then rotate the **DIAL** knob to select "WIDE FM".
23. Press the [VOL/SEL] key to save the new setting and exit the Menu mode.
24. Press the [VOL/SEL] key repeatedly to display the Alignment Menu.
25. Press the [▶] key repeatedly to select Alignment Menu Item "**A-6 CTR UP**".

26. Press the [▲] key to save the new setting.
27. Press the [VOL/SEL] key to save the new setting and exit the Alignment Menu mode.

## VHF S-Meter Calibration

1. Set the RF signal generator to 146.050 MHz. Set the generator for  $\pm 3.5$  kHz deviation of a 1 kHz modulation tone, and set the RF output level from the signal generator to -5 dB $\mu$ .
2. Press the [VOL/SEL] key repeatedly to display the frequency.
3. Set the transceiver frequency to 146.050 MHz.
4. Press and hold the [VOL/SEL] key for one second to enter the Menu mode.
5. Rotate the **DIAL** knob to select Menu Item "**F29 RX M MODE**".
6. Press the [▶] key, and then rotate the **DIAL** knob to select "FM".
7. Press the [VOL/SEL] key to save the new setting and exit the Menu mode.
8. Press the [VOL/SEL] key repeatedly to display the Alignment Menu.
9. Press the [▶] key repeatedly to select Alignment Menu Item "**A-7 SM U/D**".
10. Press the [▼] key to save the new setting.
11. Increase the output level of the signal generator up to +23dB $\mu$ .
12. Press the [▲] key to save the new setting.
13. Press the [VOL/SEL] key repeatedly to display the frequency.
14. Press and hold the [VOL/SEL] key for one second to enter the Menu mode.
15. Rotate the **DIAL** knob to select Menu Item "**F29 RX M MODE**".
16. Press the [▶] key, and then rotate the **DIAL** knob to select "WIDE FM".
17. Press the [VOL/SEL] key to save the new setting and exit the Menu mode.
18. Press the [VOL/SEL] key repeatedly to display the Alignment Menu.
19. Press the [▶] key repeatedly to select Alignment Menu Item "**A-7 SM U/D**".
20. Press the [▲] key to save the new setting.
21. Increase the output level of the signal generator up to 0 dB $\mu$ .
22. Press the [▼] key to save the new setting.



## UHF S-Meter Calibration

1. Set the RF signal generator to 440.050 MHz. Set the generator for  $\pm 3.5$  kHz deviation of a 1 kHz modulation tone, and set the RF output level from the signal generator to  $-5$  dB $\mu$ .
2. Press the [VOL/SEL] key repeatedly to display the frequency.
3. Set the transceiver frequency to 440.050 MHz.
4. Press and hold the [VOL/SEL] key for one second to enter the Menu mode.
5. Rotate the **DIAL** knob to select Menu Item "**F29 RX M MODE**".
6. Press the [▶] key, then rotate the **DIAL** knob to select "FM".
7. Press the [VOL/SEL] key to save the new setting and exit the Menu mode.
8. Press the [VOL/SEL] key repeatedly to display the Alignment Menu.
9. Press the [▶] key repeatedly to select Alignment Menu Item "**A-7 SM U/D**".
10. Press the [▼] key to save the new setting.
11. Increase the output level of the signal generator up to  $+23$  dB $\mu$ .
12. Press the [▲] key to save the new setting.
13. Press the [VOL/SEL] key repeatedly to display the frequency.
14. Press and hold the [VOL/SEL] key for one second to enter the Menu mode.
15. Rotate the **DIAL** knob to select Menu Item "**F29 RX M MODE**".
16. Press the [▶] key, then rotate the **DIAL** knob to select "WIDE FM".
17. Press the [VOL/SEL] key to save the new setting and exit the Menu mode.
18. Press the [VOL/SEL] key repeatedly to display the Alignment Menu.
19. Press the [▶] key repeatedly to select Alignment Menu Item "**A-7 SM U/D**".
20. Press the [▲] key to save the new setting.
21. Increase the output level of the signal generator up to  $0$  dB $\mu$ .
22. Press the [▼] key to save the new setting.

## Squelch Adjustment

1. Set the RF signal generator to 146.050 MHz. Set the generator for  $\pm 3.5$  kHz deviation of a 1 kHz modulation tone, and set the RF output level from the signal generator to  $-12$  dB $\mu$ V.
2. Press the [VOL/SEL] key repeatedly to display the frequency.
3. Set the transceiver frequency to 146.050 MHz.
4. Press and hold the [VOL/SEL] key for one second to enter the Menu mode.
5. Rotate the **DIAL** knob to select Menu Item "**F29 RX M MODE**".
6. Press the [▶] key, then rotate the **DIAL** knob to select "FM".
7. Press the [VOL/SEL] key to save the new setting and exit the Menu mode.
8. Press the [VOL/SEL] key repeatedly to display the Alignment Menu.
9. Press the [▶] key repeatedly to select Alignment Menu Item "**A-8 SQL U/D**".
10. Press the [▼] key to save the new setting.
11. Increase the output level of the signal generator up to  $-4$  dB $\mu$ V.
12. Press the [▲] key to save the new setting.
13. Press the [VOL/SEL] key repeatedly to display the frequency.
14. Press and hold the [VOL/SEL] key for one second to enter the Menu mode.
15. Rotate the **DIAL** knob to select Menu Item "**F29 RX M MODE**".
16. Press the [▶] key, then rotate the **DIAL** knob to select "WIDE FM".
17. Press the [VOL/SEL] key to save the new setting and exit the Menu mode.
18. Press the [VOL/SEL] key repeatedly to display the Alignment Menu.
19. Press the [▶] key repeatedly to select Alignment Menu Item "**A-8 SQL LEVEL**".
20. Increase the output level of the signal generator up to  $-1$  dB $\mu$ V.
21. Press the [▼] key to save the new setting.
22. Increase the output level of the signal generator up to  $+7$  dB $\mu$ V.
23. Press the [▲] key to save the new setting.
24. Press the [VOL/SEL] key to save the new setting and exit the Alignment Menu mode.

# *Alignment*

## *DC Voltmeter*

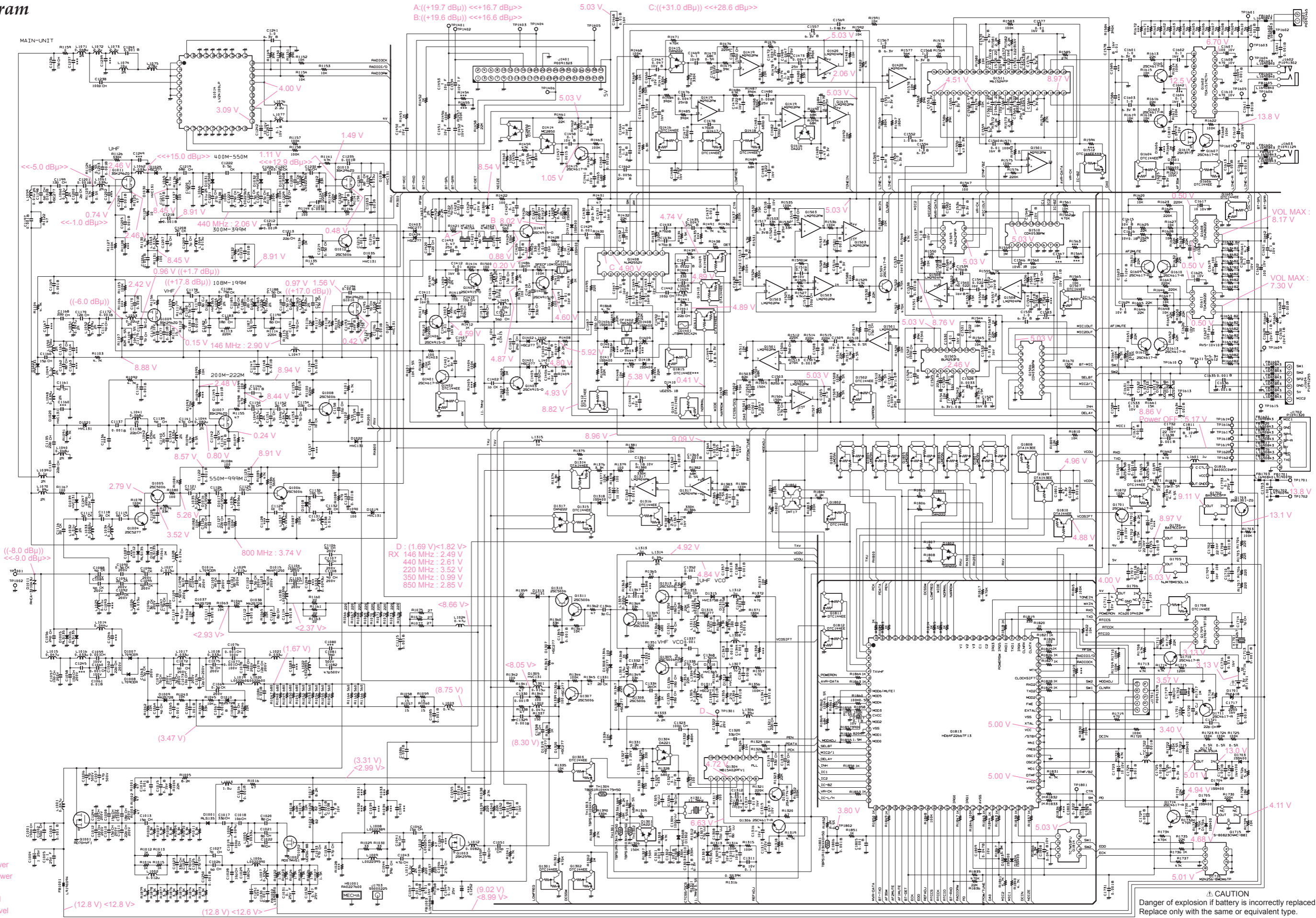
1. Set the power supply voltage to 13.8 V.
2. Press the **[VOL/SEL]** key repeatedly to display the Alignment Menu.
3. Press the **[▶]** key repeatedly to select Alignment Menu Item "**A-9 BAT UP**".
4. Press the **[▲]** key to save the new setting.
5. Press the **[VOL/SEL]** key to save the new setting and exit the Alignment Menu mode.

## *VOX Alignment*

1. Press the **[VOL/SEL]** key repeatedly to display the Alignment Menu.
2. Press the **[▶]** key repeatedly to select Alignment Menu Item "**A-A VOX UP**".
3. Press the **[▲]** key to save the new setting.
4. Press the **[VOL/SEL]** key to save the new setting and exit the Alignment Menu mode.

To close the alignment mode, just turn the power off by pressing and holding the **[PWR]** switch for two seconds. The next time the transceiver is turned on, normal operation will resume.

Circuit Diagram



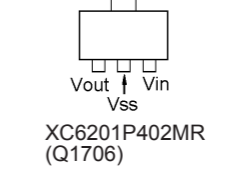
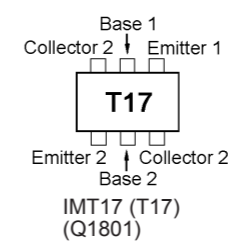
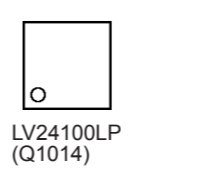
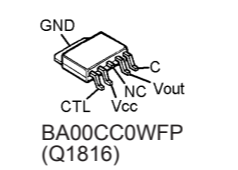
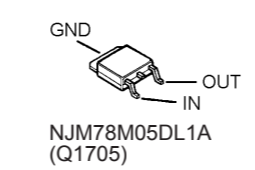
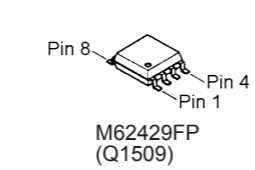
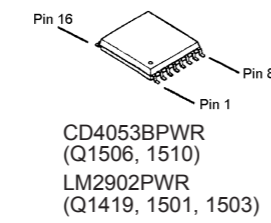
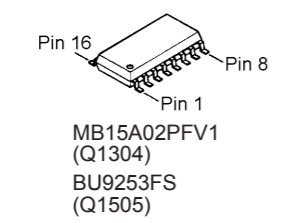
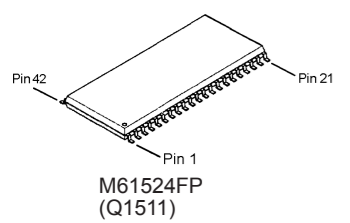
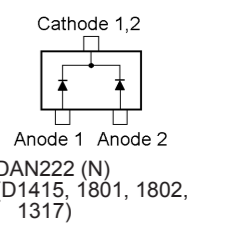
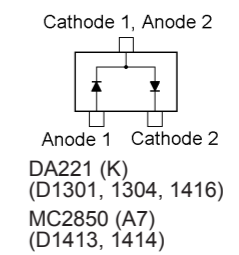
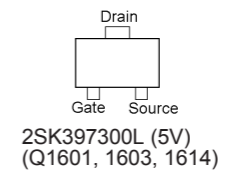
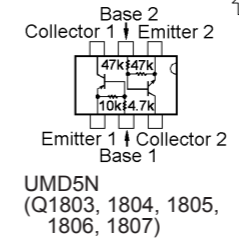
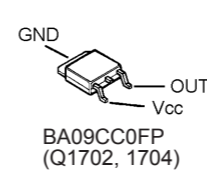
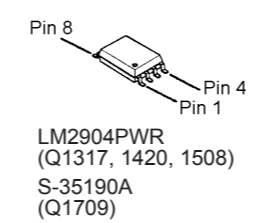
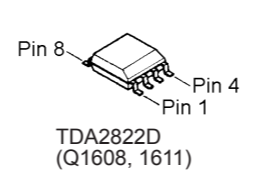
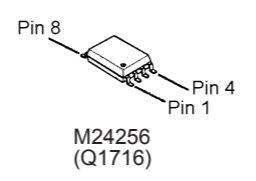
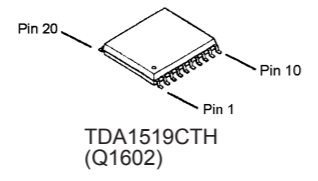
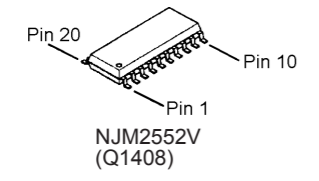
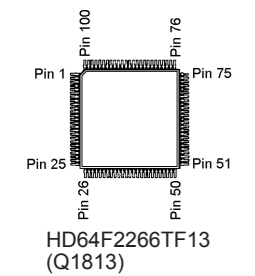
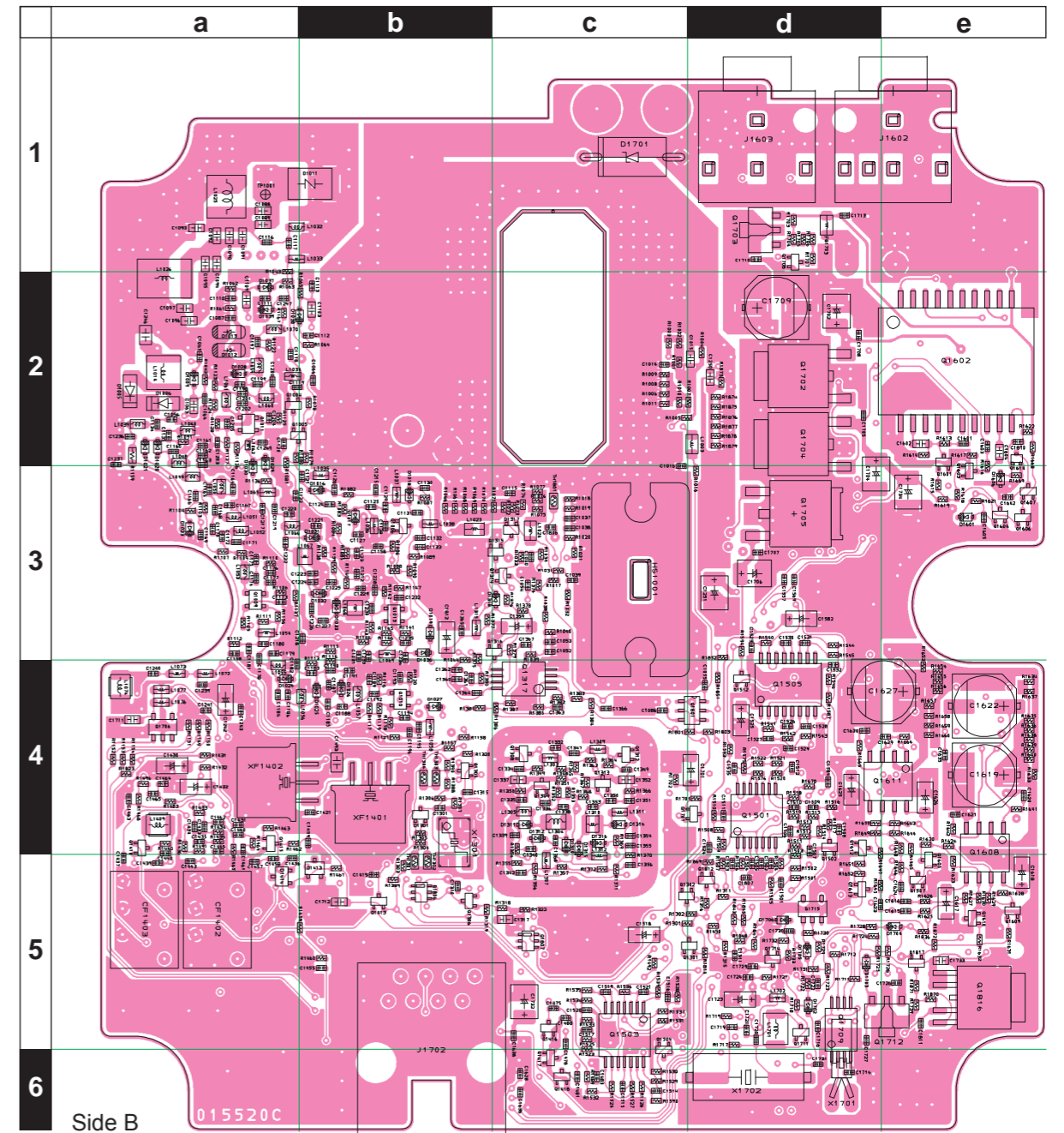
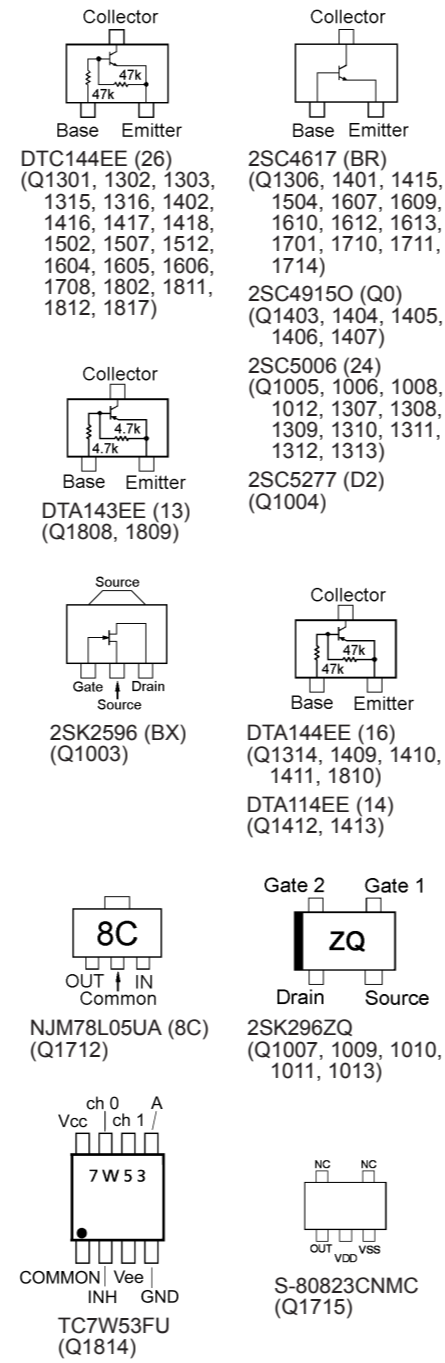
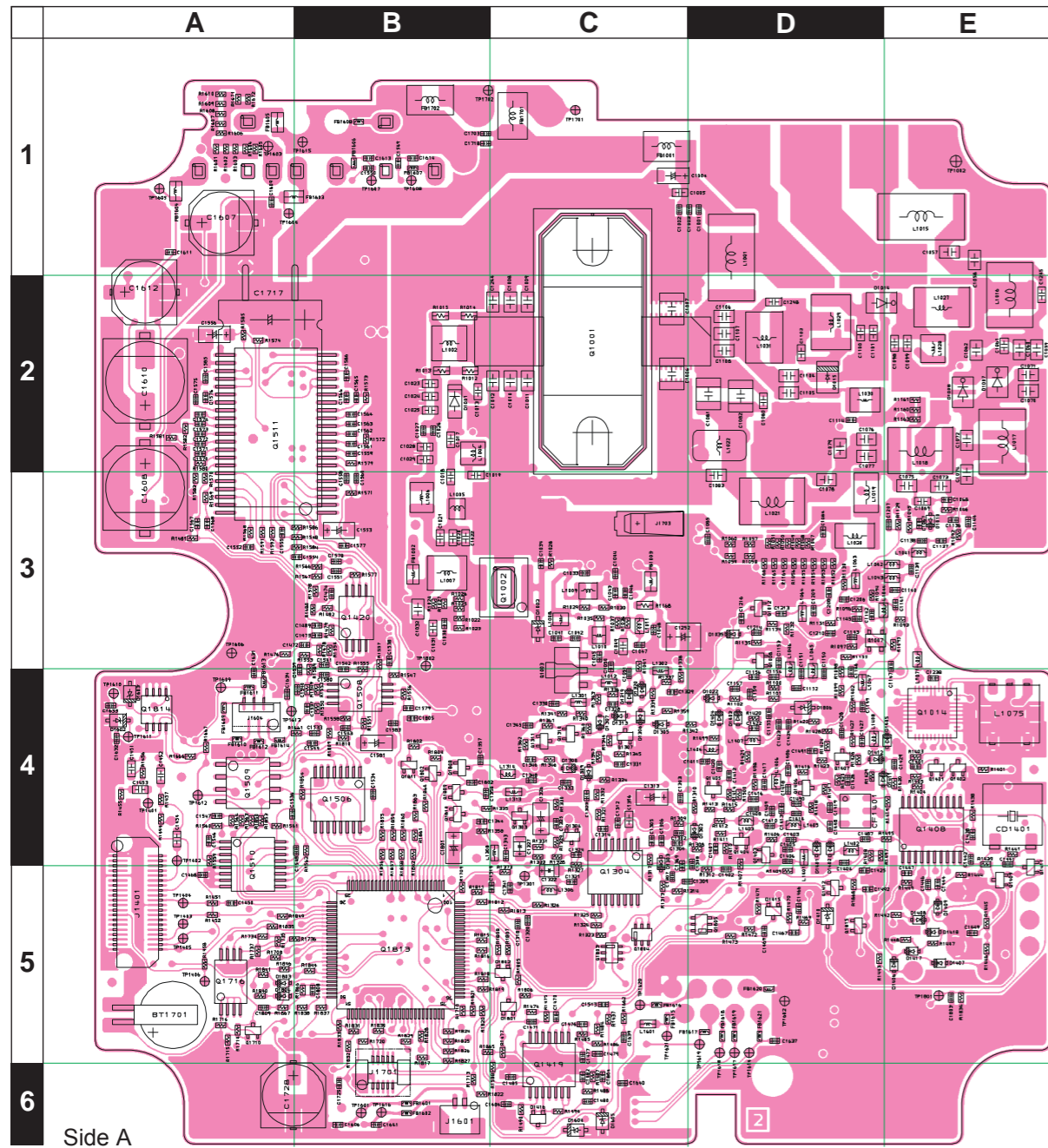
(xx V) : 146 MHz TX High Power  
 <math>\llcorner\llcorner \text{xx V}>> : 440 \text{ MHz TX High Power}</math>  
 xx V : Rx  
 (xx dBμV) : 146 MHz Rx Level  
 <math>\llcorner\llcorner \text{xx dB}\mu\text{V}>> : 440 \text{ MHz Rx Level}</math>

⚠ CAUTION  
 Danger of explosion if battery is incorrectly replaced.  
 Replace only with the same or equivalent type.



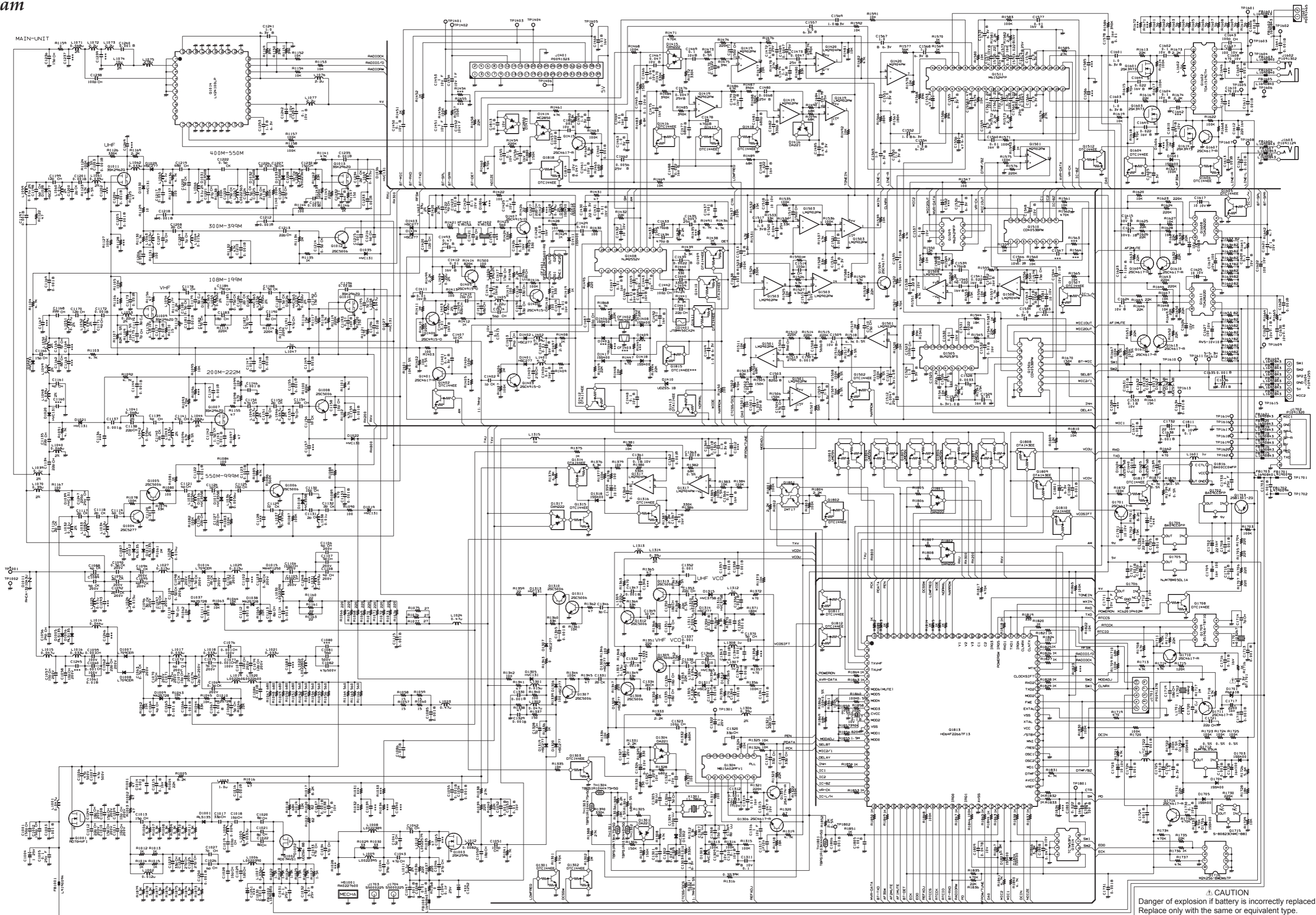
# MAIN-Unit (Lot. 1~4)

## Parts Layout





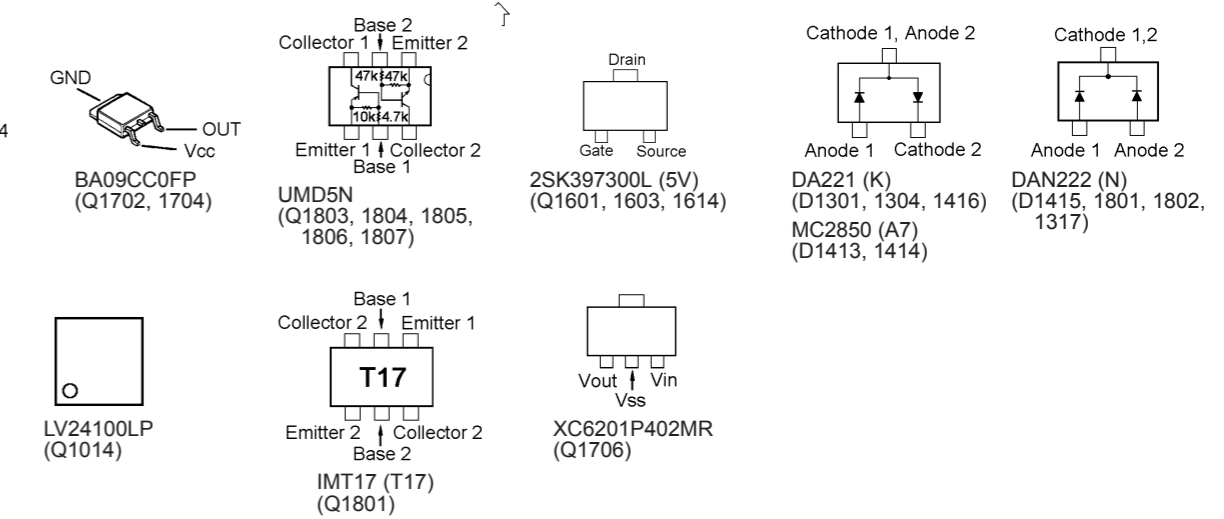
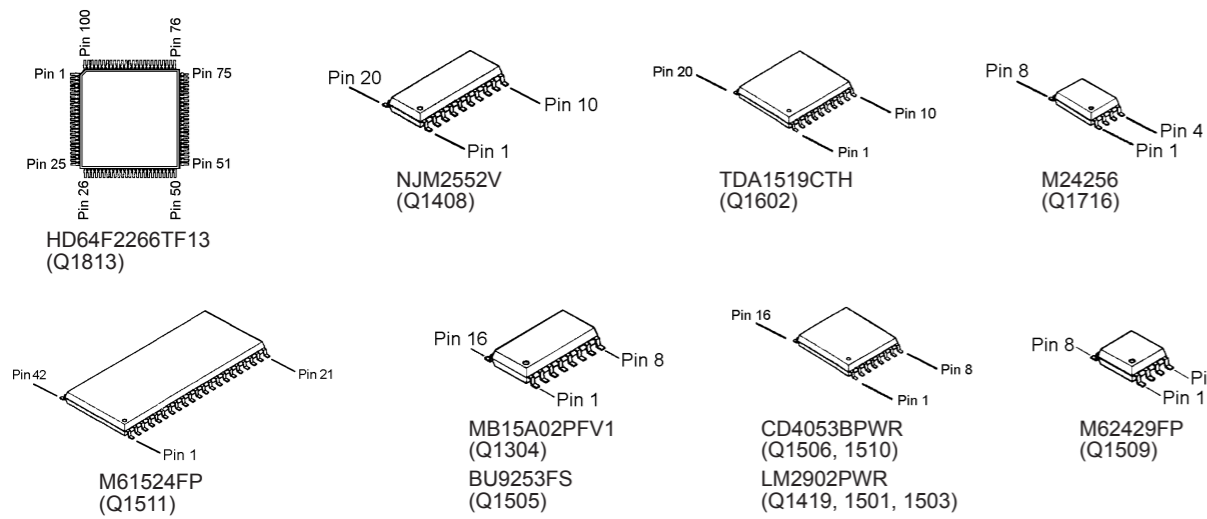
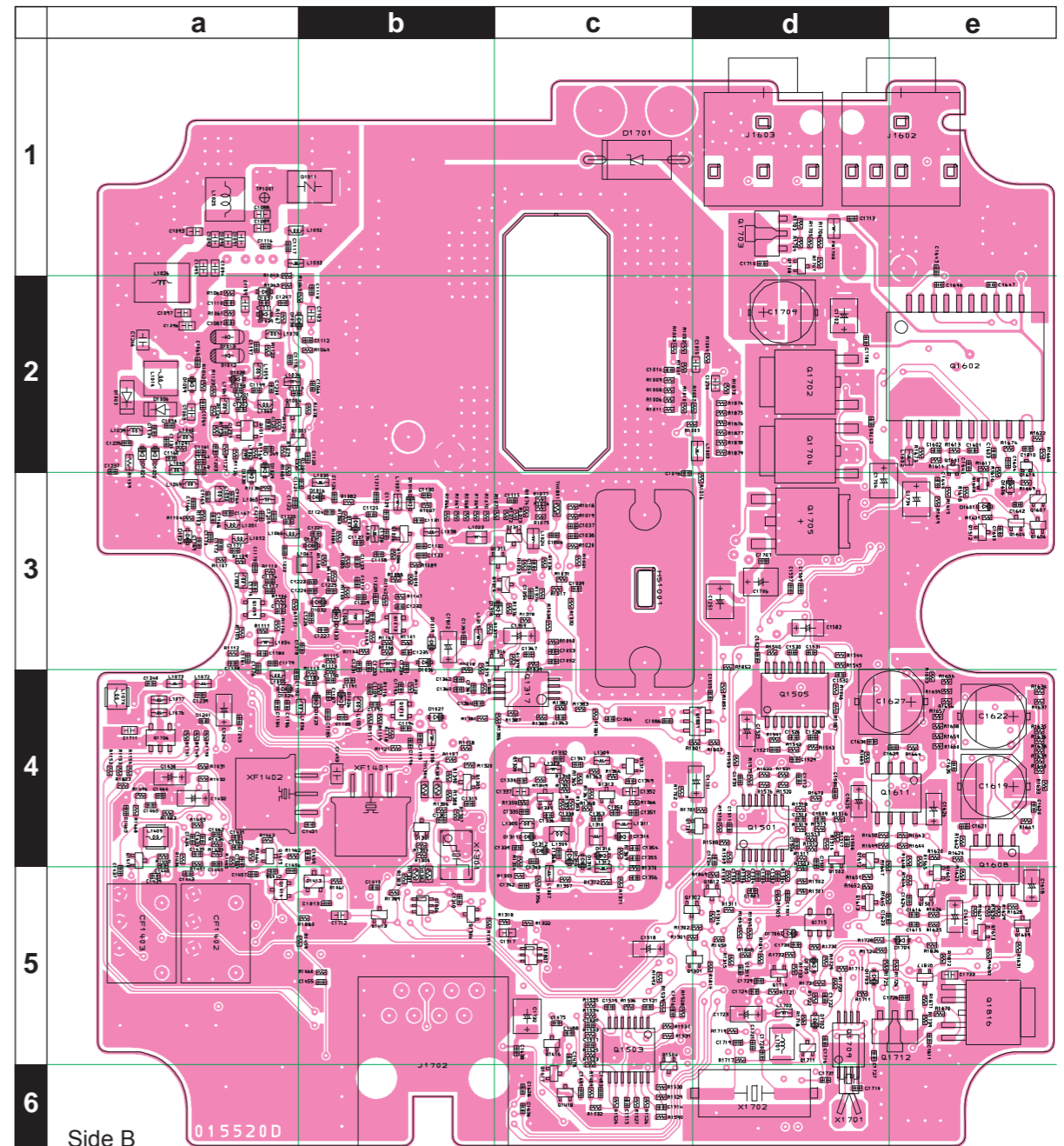
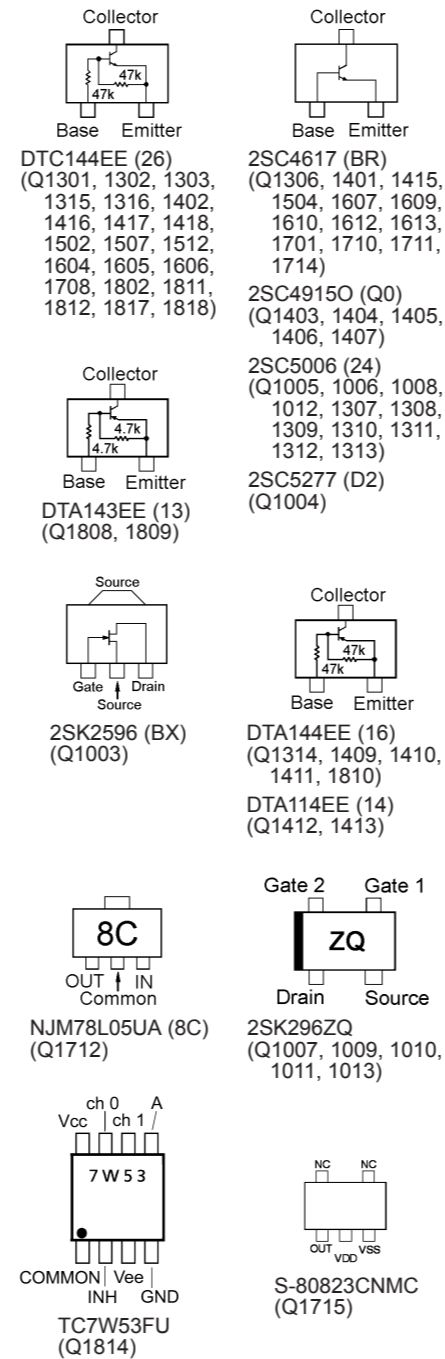
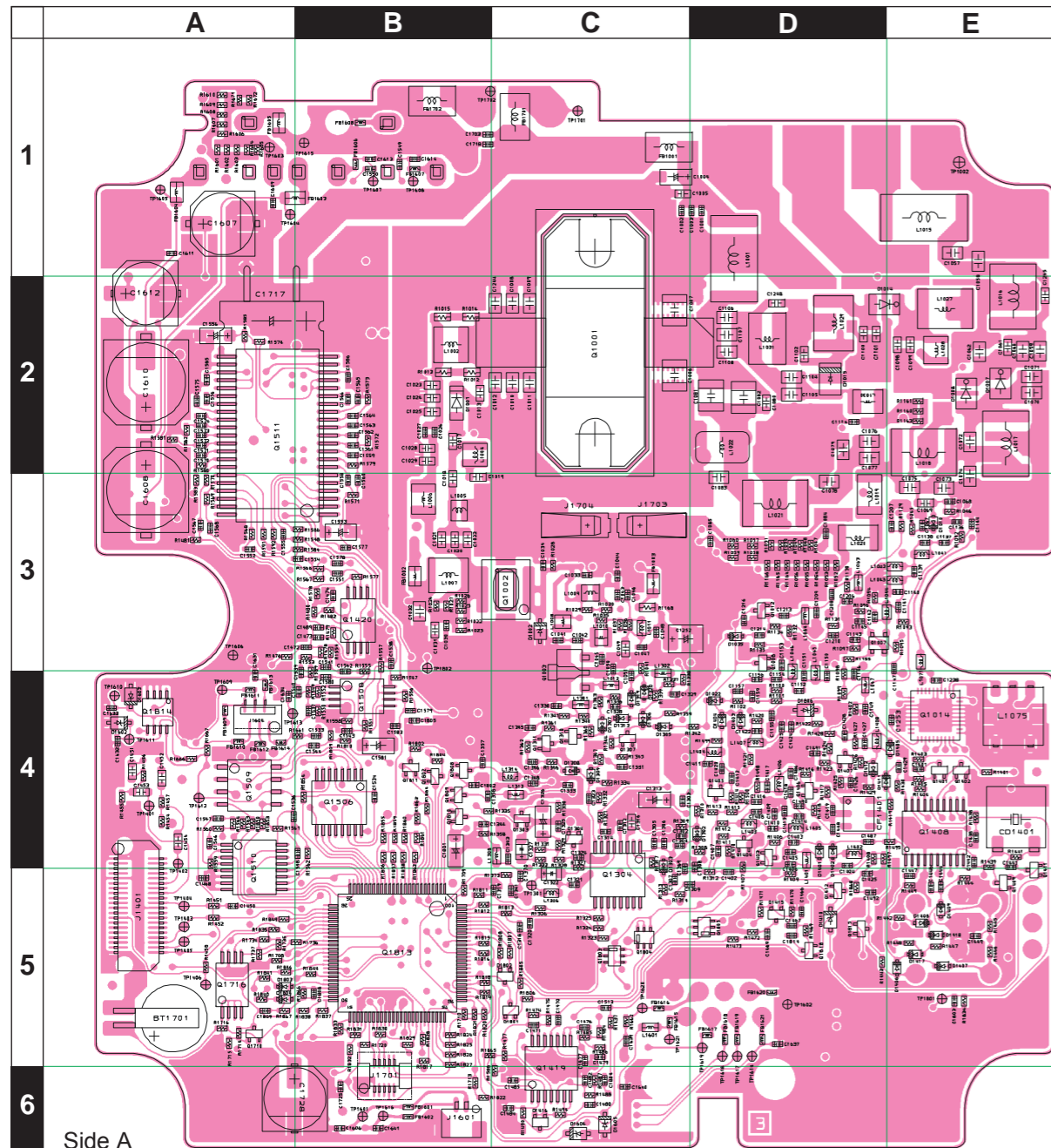
Circuit Diagram



**CAUTION**  
 Danger of explosion if battery is incorrectly replaced.  
 Replace only with the same or equivalent type.



# MAIN-Unit (Lot. 5~15) Parts Layout



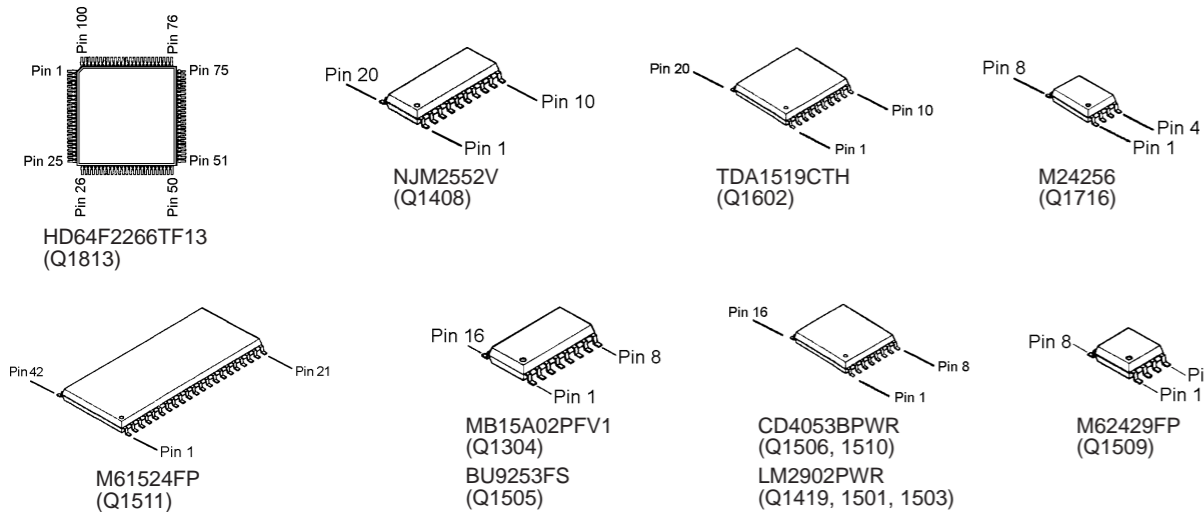
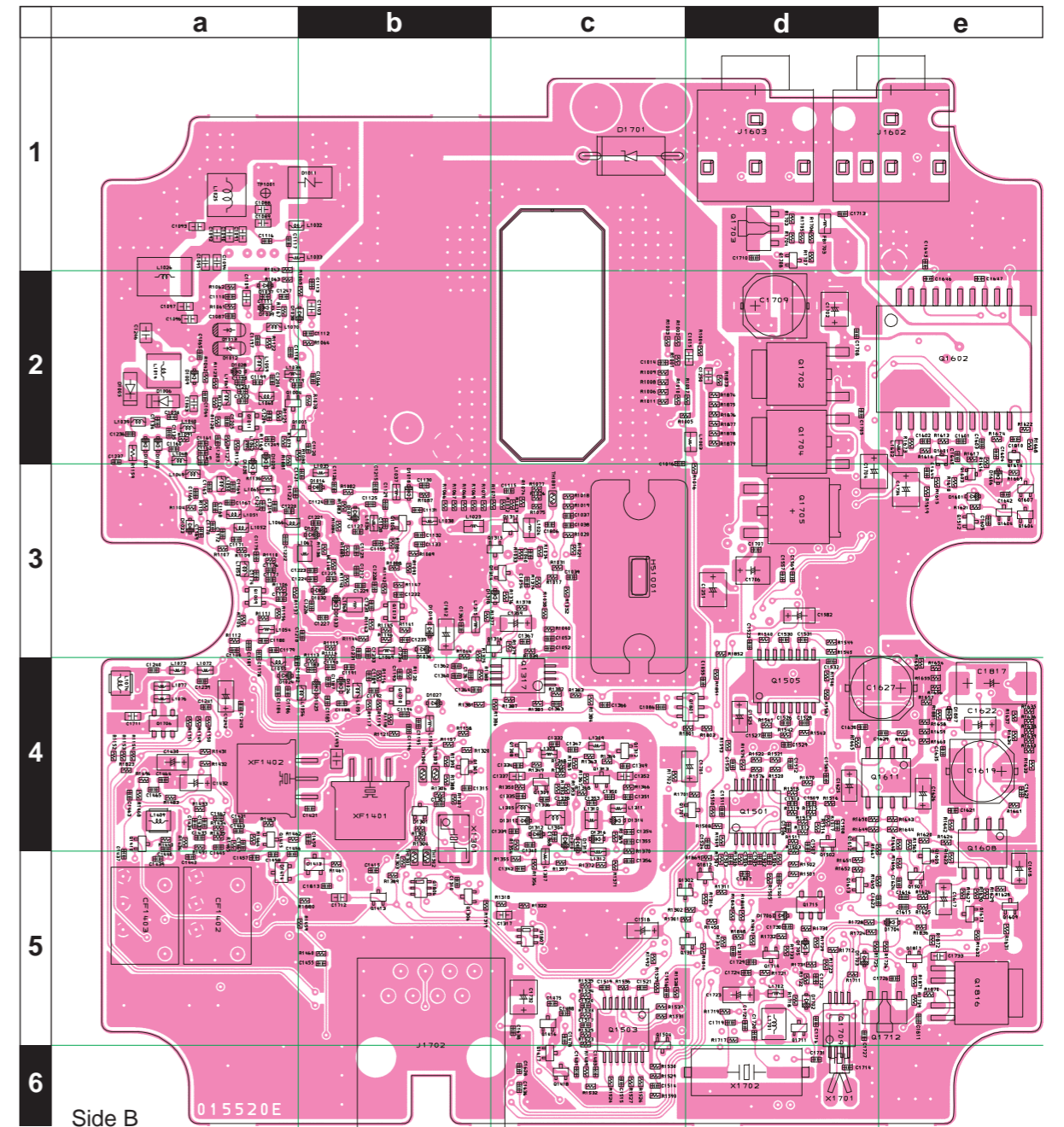
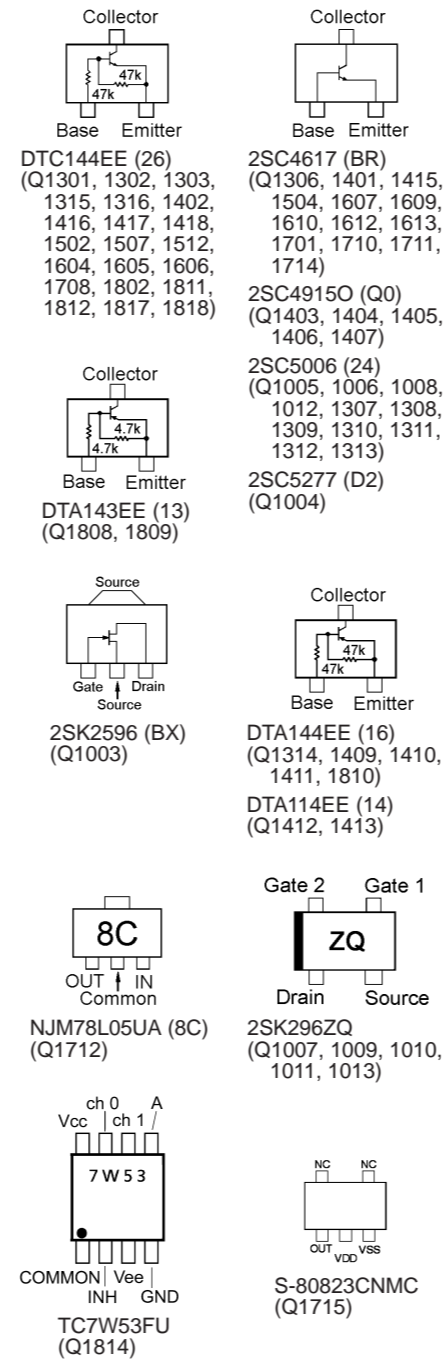
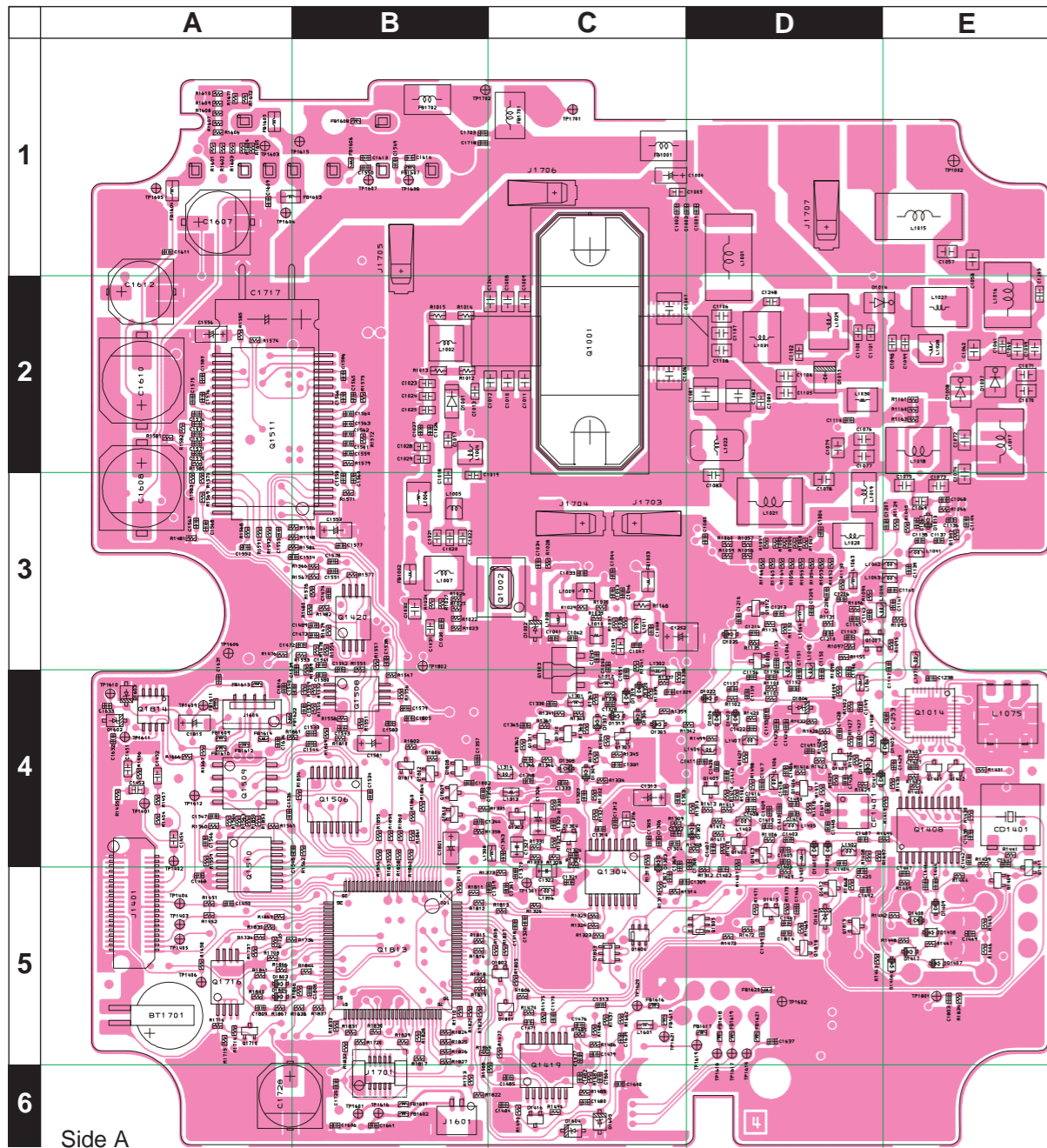






# MAIN-Unit (Lot. 16~33)

## Parts Layout













# MAIN-Unit

## Parts List

REF	DESCRIPTION	VALUE	V/W	TOL.	MFR'S DESIG	VXSTD P/N	VERS.	LOT	SIDE	LAY ADR
PCB with Components						CS1936003	DST:USA, TYP:A2U			
						CS1936004	DST:EXP, TYP:A1			
						CS1936005	DST:EXP, TYP:A2			
						CS1936006	DST:EXP, TYP:A3			
						CS1936007	DST:EU, TYP:B1			
						CS1936008	DST:EU, TYP:B2			
						CS1936009	DST:EXP, TYP:B3			
						CS1936010	DST:EU, TYP:C1			
						CS1936011	DST:EU, TYP:C2			
						CS1936012	DST:EXP, TYP:C3			
						CS1936013	DST:EU, TYP:D1			
						CS1936014	DST:EU, TYP:D2			
						CS1936015	DST:AUS, TYP:H1			
						CS1936016	DST:AUS, TYP:H2			
BT1701	LI-ION BATTERY				MS614-FL28E	Q9000783		1	A	A5
BT1701	LI-ION BATTERY				ML614-TZ14	Q9000872		2-	A	A5
BT1701	LI-ION BATTERY				MS614SE FL28E	Q9000884		14-	A	A5
C 1001	CHIP CAP.	150pF	50V	CH	GRM1552C1H151JA01D	K22178240		1-	A	D1
C 1002	CHIP CAP.	150pF	50V	CH	GRM1552C1H151JA01D	K22178240		1-	A	C1
C 1003	CHIP CAP.	0.001uF	50V	B	GRM155B11H102KA01D	K22178809		1-	A	D1
C 1004	CHIP TA.CAP.	1uF	25V		TEESVA1E105M8R	K78140013		1-	A	C1
C 1005	CHIP CAP.	0.1uF	25V	F	GRM188F11E104ZA01D	K22145001		1-	A	C1
C 1006	FILM CAP.	47pF	500V		UC232H0470J-T	K33279034		1-	A	C2
C 1007	FILM CAP.	47pF	500V		UC232H0470J-T	K33279034		1-	A	C2
C 1008	CHIP CAP.	15pF	200V	CH	GRM2192C2D150JV01D	K22230218		1-	A	C2
C 1009	CHIP CAP.	10pF	200V	CH	GRM2192C2D100JV01D	K22230216		1-	A	C2
C 1010	CHIP CAP.	15pF	200V	CH	GRM2192C2D150JV01D	K22230218		1-	A	C2
C 1011	CHIP CAP.	10pF	200V	CH	GRM2192C2D100JV01D	K22230216		1-	A	C2
C 1012	CHIP CAP.	22pF	200V	CH	GRM2192C2D220JV01D	K22230220		1-	A	C2
C 1013	CHIP CAP.	15pF	50V	CH	GRM1882C1H150JA01D	K22174215		1-	A	B2
C 1014	CHIP CAP.	0.001uF	50V	B	GRM155B11H102KA01D	K22178809		1-	B	c2
C 1015	CHIP CAP.	0.1uF	16V	B	GRM188B11C104KA01D	K22124805		1-	B	d2
C 1016	CHIP CAP.	0.001uF	50V	B	GRM155B11H102KA01D	K22178809		1-	B	c2
C 1017	CHIP CAP.	33pF	50V	CH	GRM1882C1H330JA01D	K22174223		1-	A	B2
C 1018	CHIP CAP.	10pF	50V	CH	GRM1882C1H100JA01D	K22174211		1-	A	B3
C 1019	CHIP CAP.	100pF	50V	CH	GRM1882C1H101JA01D	K22174235		1-	A	B3
C 1020	CHIP CAP.	8pF	50V	CH	GRM1882C1H8R0CZ01D	K22174246		1-	A	B3
C 1021	CHIP CAP.	8pF	50V	CH	GRM1882C1H8R0CZ01D	K22174246		1-	A	B3
C 1021	CHIP CAP.	9pF	50V	CH	GRM1882C1H9R0CZ01D	K22174247		17-	A	B3
C 1022	CHIP CAP.	8pF	50V	CH	GRM1882C1H8R0CZ01D	K22174246		1-	A	B3
C 1022	CHIP CAP.	9pF	50V	CH	GRM1882C1H9R0CZ01D	K22174247		17-	A	B3
C 1023	CHIP CAP.	33pF	50V	CH	GRM1882C1H330JA01D	K22174223		1-	A	B2
C 1024	CHIP CAP.	27pF	50V	CH	GRM1882C1H270JA01D	K22174221		1-	A	B2
C 1025	CHIP CAP.	27pF	50V	CH	GRM1882C1H270JA01D	K22174221		1-	A	B2
C 1026	CHIP CAP.	6pF	50V	CH	GRM1552C1H6R0BZ01D	K22178293		1-	A	B2
C 1027	CHIP CAP.	7pF	50V	CH	GRM1552C1H7R0BZ01D	K22178294		1-	A	B2
C 1028	CHIP CAP.	10pF	50V	CH	GRM1882C1H100JA01D	K22174211		1-	A	B2
C 1029	CHIP CAP.	12pF	50V	CH	GRM1882C1H120JA01D	K22174213		1-	A	B2
C 1030	CHIP CAP.	0.001uF	50V	B	GRM155B11H102KA01D	K22178809		1-	A	B3
C 1031	CHIP CAP.	0.1uF	25V	F	GRM188F11E104ZA01D	K22145001		1-	A	B3
C 1032	CHIP CAP.	0.47uF	25V	B	GRM21BB11E474KC01L	K22140824		1-	A	B3
C 1033	CHIP CAP.	47pF	50V	CH	GRM1552C1H470JZ01D	K22178228		1-	A	C3
C 1034	CHIP CAP.	47pF	50V	CH	GRM1552C1H470JZ01D	K22178228		1-	A	C3
C 1037	CHIP CAP.	0.001uF	50V	B	GRM155B11H102KA01D	K22178809		1-	B	c3
C 1038	CHIP CAP.	0.1uF	10V	B	GRM155B11A104KA01D	K22108802		1-	B	c3
C 1041	CHIP CAP.	5pF	50V	CH	GRM1552C1H5R0BZ01D	K22178292		1-	A	C3
C 1042	CHIP CAP.	15pF	50V	CH	GRM1552C1H150JZ01D	K22178216		1-	A	C3
C 1043	CHIP CAP.	47pF	50V	CH	GRM1552C1H470JZ01D	K22178228		1-	A	C3
C 1044	CHIP CAP.	39pF	50V	CH	GRM1552C1H390JZ01D	K22178226		1-	A	C3
C 1046	CHIP CAP.	27pF	50V	CH	GRM1552C1H270JZ01D	K22178222		1-	A	C3
C 1047	CHIP CAP.	0.001uF	50V	B	GRM155B11H102KA01D	K22178809		1-	A	C3
C 1048	CHIP CAP.	0.01uF	16V	B	GRM36B103K16PT	K22128804		1-	A	C3
C 1048	CHIP CAP.	0.01uF	25V	B	GRM155B11E103KA01D	K22148834		16-	A	C3
C 1049	CHIP CAP.	0.1uF	25V	F	GRM188F11E104ZA01D	K22145001		1-	A	C3
C 1050	CHIP CAP.	18pF	50V	CH	GRM1552C1H180JZ01D	K22178218		1-	A	C3
C 1051	CHIP CAP.	100pF	50V	CH	GRM1552C1H101JD01D	K22178236		1-	A	C4
C 1052	CHIP CAP.	0.001uF	50V	B	GRM155B11H102KA01D	K22178809		1-	B	c3
C 1053	CHIP CAP.	0.01uF	16V	B	GRM36B103K16PT	K22128804		1-	B	c3
C 1053	CHIP CAP.	0.01uF	25V	B	GRM155B11E103KA01D	K22148834		16-	B	c3
C 1054	CHIP CAP.	0.001uF	50V	B	GRM155B11H102KA01D	K22178809		1-	B	c3

# MAIN-Unit

## Parts List

REF	DESCRIPTION	VALUE	V/W	TOL.	MFR'S DESIG	VXSTD P/N	VERS.	LOT	SIDE	LAY ADR
C 1055	CHIP CAP.	0.001uF	50V	B	GRM155B11H102KA01D	K22178809		1-	B	d4
C 1056	CHIP CAP.	24pF	50V	CH	GRM1552C1H240JZ01D	K22178221		1	B	a2
C 1056	CHIP CAP.	24pF	50V	CH	GRM1552C1H240JZ01D	K22178221	AUSTRALIA	2-	B	a2
C 1056	CHIP CAP.	24pF	50V	CH	GRM1552C1H240JZ01D	K22178221	EUROPE	2-	B	a2
C 1056	CHIP CAP.	24pF	50V	CH	GRM1552C1H240JZ01D	K22178221	EXPORT	2-	B	a2
C 1056	CHIP CAP.	24pF	50V	CH	GRM1552C1H240JZ01D	K22178221	USA	2-	B	a2
C 1057	CHIP CAP.	10pF	200V	CH	GRM2192C2D100JV01D	K22230216		1-	A	E1
C 1058	CHIP CAP.	10pF	200V	CH	GRM2192C2D100JV01D	K22230216		1-	A	E1
C 1059	CHIP CAP.	0.001uF	100V	CH	GRM2192C2A102JA01D	K22200203		1-	A	E2
C 1060	CHIP CAP.	0.001uF	100V	CH	GRM2192C2A102JA01D	K22200203		1-	A	E2
C 1061	CHIP CAP.	0.01uF	50V	B	GRM188B11H103KA01D	K22174823		1-	A	E2
C 1062	CHIP CAP.	22pF	200V	CH	GRM2192C2D220JV01D	K22230220		1-	A	E2
C 1063	CHIP CAP.	0.5pF	200V	CK	GRM1884C2DR50CY21D	K22234201		1	B	a2
C 1064	CHIP CAP.	4pF	50V	CH	GRM1552C1H4R0BZ01D	K22178291		1-	B	a2
C 1065	CHIP CAP.	0.001uF	50V	B	GRM155B11H102KA01D	K22178809		1-	B	a2
C 1066	CHIP CAP.	0.001uF	50V	B	GRM155B11H102KA01D	K22178809		1-	B	b2
C 1067	CHIP CAP.	0.001uF	50V	B	GRM155B11H102KA01D	K22178809		1-	A	E3
C 1068	CHIP CAP.	5pF	50V	CH	GRM1552C1H5R0BZ01D	K22178292		1-	A	E3
C 1069	CHIP CAP.	0.5pF	200V	CK	GRM1884C2DR50CY21D	K22234201		1	A	E3
C 1070	CHIP CAP.	7pF	200V	CH	GRM2192C2D7R0DY21D	K22230213		1-	A	E2
C 1071	CHIP CAP.	7pF	200V	CH	GRM2192C2D7R0DY21D	K22230213		1-	A	E2
C 1072	CHIP CAP.	6pF	200V	CH	GRM2192C2D6R0DY21D	K22230212		1-	A	E2
C 1073	CHIP CAP.	10pF	200V	CH	GRM2192C2D100JV01D	K22230216		1-	A	E3
C 1074	CHIP CAP.	12pF	200V	CH	GRM2192C2D120JV01D	K22230217		1-	A	E3
C 1075	CHIP CAP.	7pF	200V	CH	GRM2192C2D7R0DY21D	K22230213		1-	A	E3
C 1076	CHIP CAP.	0.001uF	100V	CH	GRM2192C2A102JA01D	K22200203		1-	A	D2
C 1077	CHIP CAP.	0.001uF	100V	CH	GRM2192C2A102JA01D	K22200203		1-	A	D2
C 1078	CHIP CAP.	12pF	200V	CH	GRM2192C2D120JV01D	K22230217		1-	A	D3
C 1079	CHIP CAP.	12pF	200V	CH	GRM2192C2D120JV01D	K22230217		1-	A	D2
C 1081	FILM CAP.	56pF	500V		UC232H0560J-T	K33279035		1-	A	D2
C 1082	FILM CAP.	47pF	500V		UC232H0470J-T	K33279034		1-	A	D2
C 1084	CHIP CAP.	0.001uF	50V	B	GRM155B11H102KA01D	K22178809		1-	A	D3
C 1085	CHIP CAP.	0.001uF	50V	B	GRM155B11H102KA01D	K22178809		1-	A	D3
C 1086	CHIP CAP.	0.001uF	50V	B	GRM155B11H102KA01D	K22178809		1-	B	c4
C 1088	CHIP CAP.	4pF	200V	CH	GRM1882C2D4R0CV01D	K22234206		1-	B	a1
C 1089	CHIP CAP.	4pF	200V	CH	GRM1882C2D4R0CV01D	K22234206		1-	B	a1
C 1090	CHIP CAP.	0.5pF	200V	CK	GRM1884C2DR50CY21D	K22234201		1-	B	a1
C 1091	CHIP CAP.	2pF	200V	CK	GRM1884C2D2R0CV01D	K22234204		1-	B	a1
C 1092	CHIP CAP.	2pF	200V	CK	GRM1884C2D2R0CV01D	K22234204		1-	B	a1
C 1094	CHIP CAP.	4pF	200V	CH	GRM1882C2D4R0CV01D	K22234206		1-	B	a1
C 1095	CHIP CAP.	4pF	200V	CH	GRM1882C2D4R0CV01D	K22234206		1-	B	a1
C 1096	CHIP CAP.	3pF	200V	CJ	GRM1883C2D3R0CV01D	K22234205		1-	B	a2
C 1097	CHIP CAP.	1.5pF	200V	CK	GRM1884C2D1R5CV01D	K22234213		1-	B	a2
C 1098	CHIP CAP.	3pF	200V	CJ	GRM1883C2D3R0CV01D	K22234205		1-	A	E2
C 1099	CHIP CAP.	1.5pF	200V	CK	GRM1884C2D1R5CV01D	K22234213		1-	A	E2
C 1100	CHIP CAP.	2pF	200V	CK	GRM1884C2D2R0CV01D	K22234204		1-	A	D2
C 1101	CHIP CAP.	2pF	200V	CK	GRM1884C2D2R0CV01D	K22234204		1-	A	D2
C 1103	CHIP CAP.	0.5pF	200V	CK	GRM1884C2DR50CY21D	K22234201		1	B	b2
C 1104	CHIP CAP.	100pF	200V	CH	GRM21B2C2D101JV01L	K22230228		1-	A	D2
C 1105	CHIP CAP.	100pF	200V	CH	GRM21B2C2D101JV01L	K22230228		1-	A	D2
C 1106	CHIP CAP.	4pF	200V	CH	GRM2192C2D4R0CY21D	K22230211		1-	A	D2
C 1107	CHIP CAP.	5pF	200V	CH	GRM2192C2D5R0CY21D	K22230207		1-	A	D2
C 1108	CHIP CAP.	4pF	200V	CH	GRM2192C2D4R0CY21D	K22230211		1-	A	D2
C 1109	CHIP CAP.	0.5pF	200V	CK	GRM1884C2DR50CY21D	K22234201		1	B	a2
C 1110	CHIP CAP.	5pF	50V	CH	GRM1552C1H5R0BZ01D	K22178292		1-	B	a2
C 1111	CHIP CAP.	0.001uF	50V	B	GRM155B11H102KA01D	K22178809		1-	B	a2
C 1112	CHIP CAP.	0.001uF	50V	B	GRM155B11H102KA01D	K22178809		1-	B	b2
C 1113	CHIP CAP.	8pF	50V	CH	GRM1552C1H8R0BZ01D	K22178295		1-	B	b2
C 1114	CHIP CAP.	0.001uF	50V	B	GRM155B11H102KA01D	K22178809		1-	A	D2
C 1115	CHIP CAP.	0.001uF	50V	B	GRM155B11H102KA01D	K22178809		1-	B	c3
C 1116	CHIP CAP.	2pF	50V	CK	GRM1554C1H2R0BZ01D	K22178289		1-	B	a1
C 1117	CHIP CAP.	2pF	50V	CK	GRM1554C1H2R0BZ01D	K22178289		1-	B	a1
C 1118	CHIP CAP.	2pF	50V	CK	GRM1554C1H2R0BZ01D	K22178289		1-	B	a2
C 1119	CHIP CAP.	6pF	50V	CH	GRM1552C1H6R0BZ01D	K22178293		1-	B	b2
C 1120	CHIP CAP.	0.001uF	50V	B	GRM155B11H102KA01D	K22178809		1-	B	b2
C 1121	CHIP CAP.	4pF	50V	CH	GRM1552C1H4R0BZ01D	K22178291		1-	B	b3
C 1122	CHIP CAP.	0.001uF	50V	B	GRM155B11H102KA01D	K22178809		1-	B	b3
C 1123	CHIP CAP.	0.001uF	50V	B	GRM155B11H102KA01D	K22178809		1-	B	b3
C 1124	CHIP CAP.	1pF	50V	CK	GRM1554C1H1R0BZ01D	K22178287		1-	B	b3
C 1125	CHIP CAP.	10pF	50V	CH	GRM1552C1H100BZ01D	K22178297		1-	B	b3

# MAIN-Unit

## Parts List

REF	DESCRIPTION	VALUE	V/W	TOL.	MFR'S DESIG	VXSTD P/N	VERS.	LOT	SIDE	LAY ADR
C 1126	CHIP CAP.	22pF	50V	CH	GRM1552C1H220JZ01D	K22178220		1-	B	b3
C 1127	CHIP CAP.	22pF	50V	CH	GRM1552C1H220JZ01D	K22178220		1-	B	b3
C 1129	CHIP CAP.	1pF	50V	CK	GRM1554C1H1R0BZ01D	K22178287		1-	B	b3
C 1130	CHIP CAP.	10pF	50V	CH	GRM1552C1H100BZ01D	K22178297		1-	B	b3
C 1131	CHIP CAP.	2pF	50V	CK	GRM1554C1H2R0BZ01D	K22178289		1-	B	b3
C 1132	CHIP CAP.	2pF	50V	CK	GRM1554C1H2R0BZ01D	K22178289		1-	B	b3
C 1133	CHIP CAP.	0.001uF	50V	B	GRM155B11H102KA01D	K22178809		1-	B	b3
C 1134	CHIP CAP.	22pF	50V	CH	GRM1552C1H220JZ01D	K22178220		1	B	a2
C 1134	CHIP CAP.	22pF	50V	CH	GRM1552C1H220JZ01D	K22178220	AUSTRALIA	2-	B	a2
C 1134	CHIP CAP.	22pF	50V	CH	GRM1552C1H220JZ01D	K22178220	EUROPE	2-	B	a2
C 1134	CHIP CAP.	22pF	50V	CH	GRM1552C1H220JZ01D	K22178220	EXPORT	2-	B	a2
C 1134	CHIP CAP.	22pF	50V	CH	GRM1552C1H220JZ01D	K22178220	USA	2-	B	a2
C 1135	CHIP CAP.	22pF	50V	CH	GRM1552C1H220JZ01D	K22178220		1	B	a2
C 1135	CHIP CAP.	22pF	50V	CH	GRM1552C1H220JZ01D	K22178220	AUSTRALIA	2-	B	a2
C 1135	CHIP CAP.	22pF	50V	CH	GRM1552C1H220JZ01D	K22178220	EUROPE	2-	B	a2
C 1135	CHIP CAP.	22pF	50V	CH	GRM1552C1H220JZ01D	K22178220	EXPORT	2-	B	a2
C 1135	CHIP CAP.	22pF	50V	CH	GRM1552C1H220JZ01D	K22178220	USA	2-	B	a2
C 1137	CHIP CAP.	0.001uF	50V	B	GRM155B11H102KA01D	K22178809		1-	A	E3
C 1138	CHIP CAP.	22pF	50V	CH	GRM1552C1H220JZ01D	K22178220		1-	A	E3
C 1139	CHIP CAP.	4pF	50V	CH	GRM1552C1H4R0BZ01D	K22178291		1-	A	E3
C 1140	CHIP CAP.	2pF	50V	CK	GRM1554C1H2R0BZ01D	K22178289		1-	A	E3
C 1141	CHIP CAP.	47pF	50V	CH	GRM1552C1H470JZ01D	K22178228		1-	A	E3
C 1142	CHIP CAP.	1.5pF	50V	CK	GRM1554C1H1R5BZ01D	K22178288		1-	A	D3
C 1143	CHIP CAP.	0.001uF	50V	B	GRM155B11H102KA01D	K22178809		1-	A	D3
C 1144	CHIP CAP.	0.001uF	50V	B	GRM155B11H102KA01D	K22178809		1-	A	E3
C 1145	CHIP CAP.	0.001uF	50V	B	GRM155B11H102KA01D	K22178809		1-	A	D3
C 1146	CHIP CAP.	0.001uF	50V	B	GRM155B11H102KA01D	K22178809		1-	A	D4
C 1147	CHIP CAP.	0.001uF	50V	B	GRM155B11H102KA01D	K22178809		1-	A	E3
C 1148	CHIP CAP.	0.001uF	50V	B	GRM155B11H102KA01D	K22178809		1-	B	a3
C 1149	CHIP CAP.	0.001uF	50V	B	GRM155B11H102KA01D	K22178809		1-	A	D4
C 1150	CHIP CAP.	47pF	50V	CH	GRM1552C1H470JZ01D	K22178228		1-	A	D4
C 1151	CHIP CAP.	7pF	50V	CH	GRM1552C1H7R0BZ01D	K22178294		1-	A	D4
C 1152	CHIP CAP.	2pF	50V	CK	GRM1554C1H2R0BZ01D	K22178289		1-	A	D4
C 1153	CHIP CAP.	7pF	50V	CH	GRM1552C1H7R0BZ01D	K22178294		1-	A	D3
C 1154	CHIP CAP.	22pF	50V	CH	GRM1552C1H220JZ01D	K22178220		1-	A	D4
C 1155	CHIP CAP.	0.001uF	50V	B	GRM155B11H102KA01D	K22178809		1-	A	D4
C 1156	CHIP CAP.	1pF	50V	CK	GRM1554C1H1R0BZ01D	K22178287		1-	A	D4
C 1158	CHIP CAP.	10pF	50V	CH	GRM1552C1H100BZ01D	K22178297		1-	B	b3
C 1159	CHIP CAP.	0.001uF	50V	B	GRM155B11H102KA01D	K22178809		1-	A	D4
C 1161	CHIP CAP.	4pF	50V	CH	GRM1552C1H4R0BZ01D	K22178291		1	B	a2
C 1161	CHIP CAP.	4pF	50V	CH	GRM1552C1H4R0BZ01D	K22178291	AUSTRALIA	2-	B	a2
C 1161	CHIP CAP.	4pF	50V	CH	GRM1552C1H4R0BZ01D	K22178291	EUROPE	2-	B	a2
C 1161	CHIP CAP.	4pF	50V	CH	GRM1552C1H4R0BZ01D	K22178291	EXPORT	2-	B	a2
C 1161	CHIP CAP.	4pF	50V	CH	GRM1552C1H4R0BZ01D	K22178291	USA	2-	B	a2
C 1162	CHIP CAP.	8pF	50V	CH	GRM1552C1H8R0BZ01D	K22178295		1-	B	a2
C 1165	CHIP CAP.	7pF	50V	CH	GRM1552C1H7R0BZ01D	K22178294		1	B	a3
C 1165	CHIP CAP.	7pF	50V	CH	GRM1552C1H7R0BZ01D	K22178294	AUSTRALIA	2-	B	a3
C 1165	CHIP CAP.	7pF	50V	CH	GRM1552C1H7R0BZ01D	K22178294	EUROPE	2-	B	a3
C 1165	CHIP CAP.	7pF	50V	CH	GRM1552C1H7R0BZ01D	K22178294	EXPORT	2-	B	a3
C 1165	CHIP CAP.	7pF	50V	CH	GRM1552C1H7R0BZ01D	K22178294	USA	2-	B	a3
C 1166	CHIP CAP.	15pF	50V	CH	GRM1552C1H150JZ01D	K22178216		1	B	a3
C 1166	CHIP CAP.	15pF	50V	CH	GRM1552C1H150JZ01D	K22178216	AUSTRALIA	2-	B	a3
C 1166	CHIP CAP.	15pF	50V	CH	GRM1552C1H150JZ01D	K22178216	EUROPE	2-	B	a3
C 1166	CHIP CAP.	15pF	50V	CH	GRM1552C1H150JZ01D	K22178216	EXPORT	2-	B	a3
C 1166	CHIP CAP.	15pF	50V	CH	GRM1552C1H150JZ01D	K22178216	USA	2-	B	a3
C 1168	CHIP CAP.	22pF	50V	CH	GRM1552C1H220JZ01D	K22178220		1-	B	a3
C 1169	CHIP CAP.	0.001uF	50V	B	GRM155B11H102KA01D	K22178809		1-	B	a3
C 1170	CHIP CAP.	12pF	50V	CH	GRM1552C1H120JZ01D	K22178214		1-	B	a3
C 1171	CHIP CAP.	4pF	50V	CH	GRM1552C1H4R0BZ01D	K22178291		1	B	a3
C 1171	CHIP CAP.	4pF	50V	CH	GRM1552C1H4R0BZ01D	K22178291	AUSTRALIA	2-	B	a3
C 1171	CHIP CAP.	4pF	50V	CH	GRM1552C1H4R0BZ01D	K22178291	EUROPE	2-	B	a3
C 1171	CHIP CAP.	4pF	50V	CH	GRM1552C1H4R0BZ01D	K22178291	EXPORT	2-	B	a3
C 1171	CHIP CAP.	4pF	50V	CH	GRM1552C1H4R0BZ01D	K22178291	USA	2-	B	a3
C 1172	CHIP CAP.	0.001uF	50V	B	GRM155B11H102KA01D	K22178809		1-	B	a3
C 1173	CHIP CAP.	0.001uF	50V	B	GRM155B11H102KA01D	K22178809		1-	B	a3
C 1174	CHIP CAP.	3pF	50V	CJ	GRM1553C1H3R0BZ01D	K22178290		1-	B	a3
C 1175	CHIP CAP.	7pF	50V	CH	GRM1552C1H7R0BZ01D	K22178294		1	B	a3
C 1175	CHIP CAP.	7pF	50V	CH	GRM1552C1H7R0BZ01D	K22178294	AUSTRALIA	2-	B	a3
C 1175	CHIP CAP.	7pF	50V	CH	GRM1552C1H7R0BZ01D	K22178294	EUROPE	2-	B	a3
C 1175	CHIP CAP.	7pF	50V	CH	GRM1552C1H7R0BZ01D	K22178294	EXPORT	2-	B	a3

# MAIN-Unit

## Parts List

REF	DESCRIPTION	VALUE	V/W	TOL.	MFR'S DESIG	VXSTD P/N	VERS.	LOT	SIDE	LAY ADR
C 1175	CHIP CAP.	7pF	50V	CH	GRM1552C1H7R0BZ01D	K22178294	USA	2-	B	a3
C 1176	CHIP CAP.	0.1uF	10V	B	GRM155B11A104KA01D	K22108802		1-	B	a3
C 1177	CHIP CAP.	0.001uF	50V	B	GRM155B11H102KA01D	K22178809		1-	B	a3
C 1178	CHIP CAP.	8pF	50V	CH	GRM1552C1H8R0BZ01D	K22178295		1-	B	a3
C 1179	CHIP CAP.	3pF	50V	CJ	GRM1553C1H3R0BZ01D	K22178290		1-	B	a3
C 1180	CHIP CAP.	0.5pF	50V	CK	GRM1554C1HR50BZ01D	K22178285		1-	B	a3
C 1181	CHIP CAP.	0.001uF	50V	B	GRM155B11H102KA01D	K22178809		1-	B	a3
C 1182	CHIP CAP.	47pF	50V	CH	GRM1552C1H470JZ01D	K22178228		1-	B	b4
C 1183	CHIP CAP.	18pF	50V	CH	GRM1552C1H180JZ01D	K22178218		1-	B	b4
C 1184	CHIP CAP.	0.75pF	50V	CK	GRM1554C1HR75BZ01D	K22178286		1-	B	a4
C 1185	CHIP CAP.	0.75pF	50V	CK	GRM1554C1HR75BZ01D	K22178286		1-	B	b4
C 1186	CHIP CAP.	2pF	50V	CK	GRM1554C1H2R0BZ01D	K22178289		1-	B	a4
C 1187	CHIP CAP.	47pF	50V	CH	GRM1552C1H470JZ01D	K22178228		1-	B	b4
C 1188	CHIP CAP.	0.5pF	50V	CK	GRM1554C1HR50BZ01D	K22178285		1-	B	b4
C 1189	CHIP CAP.	1.5pF	50V	CK	GRM1554C1H1R5BZ01D	K22178288		1	B	b4
C 1189	CHIP CAP.	1.5pF	50V	CK	GRM1554C1H1R5BZ01D	K22178288	AUSTRALIA	2-	B	b4
C 1189	CHIP CAP.	1.5pF	50V	CK	GRM1554C1H1R5BZ01D	K22178288	EUROPE	2-	B	b4
C 1189	CHIP CAP.	1.5pF	50V	CK	GRM1554C1H1R5BZ01D	K22178288	EXPORT	2-	B	b4
C 1189	CHIP CAP.	1.5pF	50V	CK	GRM1554C1H1R5BZ01D	K22178288	USA	2-	B	b4
C 1190	CHIP CAP.	8pF	50V	CH	GRM1552C1H8R0BZ01D	K22178295		1-	B	b4
C 1191	CHIP CAP.	47pF	50V	CH	GRM1552C1H470JZ01D	K22178228		1-	B	b4
C 1192	CHIP CAP.	15pF	50V	CH	GRM1552C1H150JZ01D	K22178216		1	B	b4
C 1192	CHIP CAP.	15pF	50V	CH	GRM1552C1H150JZ01D	K22178216	AUSTRALIA	2-	B	b4
C 1192	CHIP CAP.	15pF	50V	CH	GRM1552C1H150JZ01D	K22178216	EUROPE	2-	B	b4
C 1192	CHIP CAP.	15pF	50V	CH	GRM1552C1H150JZ01D	K22178216	EXPORT	2-	B	b4
C 1192	CHIP CAP.	15pF	50V	CH	GRM1552C1H150JZ01D	K22178216	USA	2-	B	b4
C 1193	CHIP CAP.	0.01uF	16V	B	GRM36B103K16PT	K22128804		1-	B	b4
C 1193	CHIP CAP.	0.01uF	25V	B	GRM155B11E103KA01D	K22148834		16-	B	b4
C 1194	CHIP CAP.	0.001uF	50V	B	GRM155B11H102KA01D	K22178809		1-	B	b4
C 1195	CHIP CAP.	7pF	50V	CH	GRM1552C1H7R0BZ01D	K22178294		1-	B	b4
C 1196	CHIP CAP.	0.001uF	50V	B	GRM155B11H102KA01D	K22178809		1-	B	b4
C 1197	CHIP CAP.	0.001uF	50V	B	GRM155B11H102KA01D	K22178809		1-	B	a2
C 1198	CHIP CAP.	6pF	50V	CH	GRM1552C1H6R0BZ01D	K22178293		1-	B	a2
C 1199	CHIP CAP.	12pF	50V	CH	GRM1552C1H120JZ01D	K22178214		1-	B	a2
C 1200	CHIP CAP.	2pF	50V	CK	GRM1554C1H2R0BZ01D	K22178289		1-	B	a2
C 1201	CHIP CAP.	0.001uF	50V	B	GRM155B11H102KA01D	K22178809		1-	B	a2
C 1203	CHIP CAP.	0.001uF	50V	B	GRM155B11H102KA01D	K22178809		1-	B	a2
C 1204	CHIP CAP.	0.001uF	50V	B	GRM155B11H102KA01D	K22178809		1-	B	a2
C 1205	CHIP CAP.	0.001uF	50V	B	GRM155B11H102KA01D	K22178809		1-	B	a2
C 1206	CHIP CAP.	0.001uF	50V	B	GRM155B11H102KA01D	K22178809		1-	A	D3
C 1207	CHIP CAP.	7pF	50V	CH	GRM1552C1H7R0BZ01D	K22178294		1-	A	E3
C 1208	CHIP CAP.	2pF	50V	CK	GRM1554C1H2R0BZ01D	K22178289		1-	A	D3
C 1209	CHIP CAP.	7pF	50V	CH	GRM1552C1H7R0BZ01D	K22178294		1-	A	D3
C 1210	CHIP CAP.	0.001uF	50V	B	GRM155B11H102KA01D	K22178809		1-	A	D3
C 1212	CHIP CAP.	0.001uF	50V	B	GRM155B11H102KA01D	K22178809		1-	B	b3
C 1213	CHIP CAP.	22pF	50V	CH	GRM1552C1H220JZ01D	K22178220		1-	A	D3
C 1214	CHIP CAP.	0.5pF	50V	CK	GRM1554C1HR50BZ01D	K22178285		1-	A	D3
C 1215	CHIP CAP.	0.001uF	50V	B	GRM155B11H102KA01D	K22178809		1-	B	b3
C 1216	CHIP CAP.	6pF	50V	CH	GRM1552C1H6R0BZ01D	K22178293		1-	A	D3
C 1217	CHIP CAP.	0.001uF	50V	B	GRM155B11H102KA01D	K22178809		1-	B	a3
C 1218	CHIP CAP.	0.001uF	50V	B	GRM155B11H102KA01D	K22178809		1-	B	b3
C 1219	CHIP CAP.	68pF	50V	CH	GRM1552C1H680JZ01D	K22178232		1-	B	a3
C 1220	CHIP CAP.	1.5pF	50V	CK	GRM1554C1H1R5BZ01D	K22178288		1-	B	a3
C 1221	CHIP CAP.	27pF	50V	CH	GRM1552C1H270JZ01D	K22178222		1-	B	b3
C 1222	CHIP CAP.	0.5pF	50V	CK	GRM1554C1HR50BZ01D	K22178285		1-	B	a3
C 1223	CHIP CAP.	0.75pF	50V	CK	GRM1554C1HR75BZ01D	K22178286		1-	B	b3
C 1224	CHIP CAP.	0.5pF	50V	CK	GRM1554C1HR50BZ01D	K22178285		1-	B	b3
C 1225	CHIP CAP.	27pF	50V	CH	GRM1552C1H270JZ01D	K22178222		1-	B	b3
C 1226	CHIP CAP.	1pF	50V	CK	GRM1554C1H1R0BZ01D	K22178287		1-	B	b3
C 1227	CHIP CAP.	0.5pF	50V	CK	GRM1554C1HR50BZ01D	K22178285		1-	B	b3
C 1228	CHIP CAP.	1pF	50V	CK	GRM1554C1H1R0BZ01D	K22178287		1-	B	b3
C 1229	CHIP CAP.	27pF	50V	CH	GRM1552C1H270JZ01D	K22178222		1-	B	b3
C 1230	CHIP CAP.	15pF	50V	CH	GRM1552C1H150JZ01D	K22178216		1-	B	b3
C 1231	CHIP CAP.	0.001uF	50V	B	GRM155B11H102KA01D	K22178809		1-	B	b3
C 1232	CHIP CAP.	0.01uF	16V	B	GRM36B103K16PT	K22128804		1-	B	b3
C 1232	CHIP CAP.	0.01uF	25V	B	GRM155B11E103KA01D	K22148834		16-	B	b3
C 1233	CHIP CAP.	0.001uF	50V	B	GRM155B11H102KA01D	K22178809		1-	B	b3
C 1234	CHIP CAP.	2pF	50V	CK	GRM1554C1H2R0BZ01D	K22178289		1-	B	b3
C 1235	CHIP CAP.	0.001uF	50V	B	GRM155B11H102KA01D	K22178809		1-	B	b3
C 1236	CHIP CAP.	15pF	50V	CH	GRM1552C1H150JZ01D	K22178216		1-	B	a2



# MAIN-Unit

## Parts List

REF	DESCRIPTION	VALUE	V/W	TOL.	MFR'S DESIG	VXSTD P/N	VERS.	LOT	SIDE	LAY ADR
C 1238	CHIP CAP.	100pF	50V	CH	GRM1552C1H101JD01D	K22178236		1-	A	E4
C 1240	CHIP CAP.	0.001uF	50V	B	GRM155B11H102KA01D	K22178809		1-	B	a4
C 1241	CHIP CAP.	1uF	6.3V	B	GRM155B30J105KE18D	K22088803		1-	B	a4
C 1242	CHIP TA.CAP.	10uF	10V		TEESVA1A106M8R	K78100028		1-	B	a4
C 1243	CHIP CAP.	0.1uF	10V	B	GRM155B11A104KA01D	K22108802		1-	B	a4
C 1244	CHIP CAP.	18pF	200V	CH	GRM2192C2D180JV01D	K22230219		1-	A	C2
C 1247	CHIP CAP.	220pF	25V	CH	GRM36CH221J25PT	K22148203		1-	B	a2
C 1247	CHIP CAP.	220pF	50V	CH	GRM1552C1H221JA01D	K22179713		16-	B	a2
C 1250	CHIP CAP.	0.001uF	50V	B	GRM188B11H102KA01D	K22174821		1-	B	d2
C 1253	CHIP CAP.	1uF	6.3V	B	GRM155B30J105KE18D	K22088803		5-	A	E4
C 1301	CHIP CAP.	0.001uF	50V	B	GRM155B11H102KA01D	K22178809		1-	B	b4
C 1302	CHIP CAP.	0.001uF	50V	B	GRM155B11H102KA01D	K22178809		1-	A	C4
C 1303	CHIP CAP.	1uF	6.3V	B	GRM155B30J105KE18D	K22088803		1-	A	C4
C 1304	CHIP CAP.	100pF	50V	UJ	GRM1553U1H101JZ01D	K22178323		1-	A	C4
C 1305	CHIP CAP.	8pF	50V	UJ	GRM1553U1H8R0DZ01D	K22178309		1-	A	C4
C 1306	CHIP CAP.	5pF	50V	CH	GRM1552C1H5R0BZ01D	K22178292		1-	A	C4
C 1307	CHIP CAP.	47pF	50V	UJ	GRM1553U1H470JZ01D	K22178319		1-	A	C5
C 1308	CHIP CAP.	10pF	50V	UJ	GRP1553U1H100JZ01E	K22178311		1-	A	D4
C 1309	CHIP CAP.	0.1uF	10V	B	GRM155B11A104KA01D	K22108802		1-	A	D5
C 1310	CHIP CAP.	0.1uF	10V	B	GRM155B11A104KA01D	K22108802		1-	B	b5
C 1311	CHIP CAP.	0.1uF	10V	B	GRM155B11A104KA01D	K22108802		1-	B	d5
C 1312	CHIP CAP.	0.001uF	50V	B	GRM155B11H102KA01D	K22178809		1-	A	C4
C 1313	CHIP TA.CAP.	10uF	10V		TEESVA1A106M8R	K78100028		1-	A	C4
C 1314	CHIP CAP.	0.01uF	16V	B	GRM36B103K16PT	K22128804		1-	A	C4
C 1314	CHIP CAP.	0.01uF	25V	B	GRM155B11E103KA01D	K22148834		16-	A	C4
C 1315	CHIP CAP.	0.047uF	10V	B	GRM155B11A473KA01D	K22108801		1-	B	b4
C 1316	CHIP CAP.	1uF	10V	F	GRM188F11A105ZA01D	K22105001		1-	A	C4
C 1317	CHIP CAP.	1uF	10V	F	GRM188F11A105ZA01D	K22105001		1-	B	c5
C 1318	CHIP CAP.	33pF	50V	CH	GRM1552C1H330JZ01D	K22178224		1-	A	C5
C 1319	CHIP CAP.	33pF	50V	CH	GRM1552C1H330JZ01D	K22178224		1-	A	C5
C 1320	CHIP CAP.	33pF	50V	CH	GRM1552C1H330JZ01D	K22178224		1-	A	C5
C 1321	CHIP CAP.	22pF	50V	CH	GRM1552C1H220JZ01D	K22178220		1-	A	C5
C 1322	CHIP TA.CAP.	0.1uF	20V		SKF-1D104M-RP	K78130049		1-	A	C5
C 1323	CHIP CAP.	100pF	50V	CH	GRM1552C1H101JD01D	K22178236		1-	A	C4
C 1324	CHIP CAP.	0.1uF	10V	B	GRM155B11A104KA01D	K22108802		1-	A	C4
C 1325	CHIP CAP.	0.22uF	10V	B	GRM155B31A224KE18D	K22108808		1-	A	C4
C 1326	CHIP TA.CAP.	6.8uF	10V		TEESVA1A685M8R	K78100027		1-	A	C4
C 1327	CHIP TA.CAP.	0.1uF	20V		SKF-1D104M-RP	K78130049		1-	A	C4
C 1328	CHIP CAP.	7pF	50V	CH	GRM1552C1H7R0BZ01D	K22178294		1-	A	C4
C 1329	CHIP CAP.	0.001uF	50V	B	GRM155B11H102KA01D	K22178809		1-	A	C4
C 1330	CHIP CAP.	0.001uF	50V	B	GRM155B11H102KA01D	K22178809		1-	A	C4
C 1331	CHIP CAP.	2pF	50V	CK	GRM1554C1H2R0BZ01D	K22178289		1-	A	C4
C 1332	CHIP CAP.	0.001uF	50V	B	GRM155B11H102KA01D	K22178809		1-	B	c4
C 1334	CHIP CAP.	2pF	50V	CK	GRM1554C1H2R0BZ01D	K22178289		1-	B	c4
C 1335	CHIP CAP.	18pF	50V	CH	GRM1552C1H180JZ01D	K22178218		1-	B	c4
C 1336	CHIP CAP.	18pF	50V	CH	GRM1552C1H180JZ01D	K22178218		1-	B	c4
C 1337	CHIP CAP.	0.001uF	50V	B	GRM188B11H102KA01D	K22174821		1-	B	c4
C 1338	CHIP CAP.	27pF	50V	CH	GRM1552C1H270JZ01D	K22178222		1-	B	c4
C 1339	CHIP CAP.	0.001uF	50V	B	GRM155B11H102KA01D	K22178809		1-	B	c4
C 1340	CHIP CAP.	0.001uF	50V	B	GRM155B11H102KA01D	K22178809		1-	B	c4
C 1341	CHIP CAP.	0.001uF	50V	B	GRM155B11H102KA01D	K22178809		1-	A	C5
C 1342	CHIP CAP.	0.001uF	50V	B	GRM155B11H102KA01D	K22178809		1-	B	c5
C 1343	CHIP CAP.	0.001uF	50V	B	GRM155B11H102KA01D	K22178809		1-	A	C4
C 1344	CHIP CAP.	0.001uF	50V	B	GRM155B11H102KA01D	K22178809		1-	A	B4
C 1345	CHIP CAP.	0.001uF	50V	B	GRM155B11H102KA01D	K22178809		1-	A	C4
C 1346	CHIP CAP.	3pF	50V	CJ	GRM1553C1H3R0BZ01D	K22178290		1-	A	C4
C 1347	CHIP CAP.	0.001uF	50V	B	GRM155B11H102KA01D	K22178809		1-	B	c4
C 1349	CHIP CAP.	1pF	50V	CK	GRM1554C1H1R0BZ01D	K22178287		1-	B	c4
C 1350	CHIP CAP.	18pF	50V	CH	GRM1552C1H180JZ01D	K22178218		1-	B	c4
C 1351	CHIP CAP.	9pF	50V	CH	GRM1552C1H9R0BZ01D	K22178296		1-	B	c4
C 1352	CHIP CAP.	0.001uF	50V	B	GRM188B11H102KA01D	K22174821		1-	B	c4
C 1353	CHIP CAP.	22pF	50V	CH	GRM1552C1H220JZ01D	K22178220		1-	B	c4
C 1354	CHIP CAP.	0.001uF	50V	B	GRM155B11H102KA01D	K22178809		1-	B	c4
C 1355	CHIP CAP.	0.001uF	50V	B	GRM155B11H102KA01D	K22178809		1-	B	c4
C 1356	CHIP CAP.	0.001uF	50V	B	GRM155B11H102KA01D	K22178809		1-	B	c5
C 1357	CHIP CAP.	0.001uF	50V	B	GRM155B11H102KA01D	K22178809		1-	A	B4
C 1358	CHIP CAP.	0.001uF	50V	B	GRM155B11H102KA01D	K22178809		1-	A	B4
C 1359	CHIP TA.CAP.	10uF	10V		TEESVA1A106M8R	K78100028		1-	B	C3
C 1360	CHIP CAP.	0.001uF	50V	B	GRM155B11H102KA01D	K22178809		1-	B	b4
C 1361	CHIP CAP.	0.1uF	10V	B	GRM155B11A104KA01D	K22108802		1-	B	b4



# MAIN-Unit

## Parts List

REF	DESCRIPTION	VALUE	V/W	TOL.	MFR'S DESIG	VXSTD P/N	VERS.	LOT	SIDE	LAY ADR
C 1362	CHIP CAP.	0.001uF	50V	B	GRM155B11H102KA01D	K22178809		1-	B	b4
C 1363	CHIP CAP.	0.001uF	50V	B	GRM155B11H102KA01D	K22178809		1-	B	c4
C 1364	CHIP CAP.	0.001uF	50V	B	GRM155B11H102KA01D	K22178809		1-	B	b4
C 1365	CHIP CAP.	1uF	6.3V	B	GRM155B30J105KE18D	K22088803		1-	B	b3
C 1366	CHIP CAP.	0.01uF	16V	B	GRM36B103K16PT	K22128804		1-	B	c4
C 1366	CHIP CAP.	0.01uF	25V	B	GRM155B11E103KA01D	K22148834		16-	B	c4
C 1367	CHIP CAP.	0.01uF	16V	B	GRM36B103K16PT	K22128804		1-	B	c3
C 1367	CHIP CAP.	0.01uF	25V	B	GRM155B11E103KA01D	K22148834		16-	B	c3
C 1368	CHIP CAP.	1.5pF	50V	CK	GRM1554C1H1R5BZ01D	K22178288		1-	B	c4
C 1369	CHIP CAP.	8pF	50V	UJ	GRM1553U1H8R0DZ01D	K22178309		1-	A	C4
C 1370	CHIP CAP.	5pF	50V	CH	GRM1552C1H5R0BZ01D	K22178292		1-	A	C5
C 1398	CHIP CAP.	0.01uF	25V	B	GRM155B11E103KA01D	K22148834		34-	A	E5
C 1399	CHIP CAP.	0.01uF	25V	B	GRM155B11E103KA01D	K22148834		34-	A	E5
C 1401	CHIP CAP.	0.47uF	6.3V	B	GRM155B30J474KE18D	K22088802		1-	A	E4
C 1402	CHIP CAP.	1pF	50V	CK	GRM1554C1H1R0BZ01D	K22178287		1-	A	D5
C 1403	CHIP CAP.	24pF	50V	CH	GRM1552C1H240JZ01D	K22178221		1-	A	D4
C 1404	CHIP CAP.	0.01uF	16V	B	GRM36B103K16PT	K22128804		1-	A	D4
C 1404	CHIP CAP.	0.01uF	25V	B	GRM155B11E103KA01D	K22148834		16-	A	D4
C 1405	CHIP CAP.	27pF	50V	CH	GRM1552C1H270JZ01D	K22178222		1-	A	D4
C 1406	CHIP CAP.	0.01uF	16V	B	GRM36B103K16PT	K22128804		1-	A	D4
C 1406	CHIP CAP.	0.01uF	25V	B	GRM155B11E103KA01D	K22148834		16-	A	D4
C 1407	CHIP CAP.	1pF	50V	CK	GRM1554C1H1R0BZ01D	K22178287		1-	A	D4
C 1408	CHIP CAP.	0.01uF	16V	B	GRM36B103K16PT	K22128804		1-	A	D4
C 1408	CHIP CAP.	0.01uF	25V	B	GRM155B11E103KA01D	K22148834		16-	A	D4
C 1409	CHIP CAP.	82pF	50V	CH	GRM1552C1H820JD01D	K22178234		1-	A	D4
C 1410	CHIP CAP.	10pF	50V	CH	GRM1552C1H100BZ01D	K22178297		1-	A	D4
C 1411	CHIP CAP.	0.01uF	16V	B	GRM36B103K16PT	K22128804		1-	A	D4
C 1411	CHIP CAP.	0.01uF	25V	B	GRM155B11E103KA01D	K22148834		16-	A	D4
C 1412	CHIP CAP.	0.01uF	16V	B	GRM36B103K16PT	K22128804		1-	A	D4
C 1412	CHIP CAP.	0.01uF	25V	B	GRM155B11E103KA01D	K22148834		16-	A	D4
C 1413	CHIP CAP.	68pF	50V	CH	GRM1552C1H680JZ01D	K22178232		1-	A	D4
C 1414	CHIP CAP.	56pF	50V	CH	GRM1552C1H560JD01D	K22178230		1-	A	D4
C 1415	CHIP CAP.	0.1uF	10V	B	GRM155B11A104KA01D	K22108802		1-	B	b5
C 1416	CHIP CAP.	0.01uF	16V	B	GRM36B103K16PT	K22128804		1-	A	D4
C 1416	CHIP CAP.	0.01uF	25V	B	GRM155B11E103KA01D	K22148834		16-	A	D4
C 1417	CHIP CAP.	15pF	50V	CH	GRM1552C1H150JZ01D	K22178216		1-	A	D4
C 1418	CHIP CAP.	33pF	50V	CH	GRM1552C1H330JZ01D	K22178224		1-	A	D4
C 1419	CHIP CAP.	0.01uF	16V	B	GRM36B103K16PT	K22128804		1-	A	D4
C 1419	CHIP CAP.	0.01uF	25V	B	GRM155B11E103KA01D	K22148834		16-	A	D4
C 1420	CHIP CAP.	12pF	50V	CH	GRM1552C1H120JZ01D	K22178214		1-	A	D4
C 1421	CHIP CAP.	8pF	50V	CH	GRM1552C1H8R0BZ01D	K22178295		1-	B	b4
C 1422	CHIP CAP.	4pF	50V	CH	GRM1552C1H4R0BZ01D	K22178291		1-	A	D4
C 1423	CHIP CAP.	0.001uF	50V	B	GRM155B11H102KA01D	K22178809		1-	A	D4
C 1424	CHIP CAP.	0.1uF	10V	B	GRM155B11A104KA01D	K22108802		1-	A	D4
C 1425	CHIP CAP.	0.1uF	10V	B	GRM155B11A104KA01D	K22108802		1-	A	D5
C 1426	CHIP CAP.	0.01uF	16V	B	GRM36B103K16PT	K22128804		1-	A	D4
C 1426	CHIP CAP.	0.01uF	25V	B	GRM155B11E103KA01D	K22148834		16-	A	D4
C 1427	CHIP CAP.	22pF	50V	CH	GRM1552C1H220JZ01D	K22178220		1-	A	D4
C 1428	CHIP CAP.	0.01uF	16V	B	GRM36B103K16PT	K22128804		1-	A	D4
C 1428	CHIP CAP.	0.01uF	25V	B	GRM155B11E103KA01D	K22148834		16-	A	D4
C 1429	CHIP CAP.	0.001uF	50V	B	GRM155B11H102KA01D	K22178809		1-	A	E4
C 1430	CHIP TA.CAP.	22uF	6.3V		TEESVA0J226M8R	K78080047		1-	B	a4
C 1431	CHIP CAP.	0.01uF	16V	B	GRM36B103K16PT	K22128804		1-	B	a4
C 1431	CHIP CAP.	0.01uF	25V	B	GRM155B11E103KA01D	K22148834		16-	B	a4
C 1432	CHIP TA.CAP.	10uF	10V		TAJA106M010Y	K78100072		1-	B	a4
C 1433	CHIP CAP.	470pF	50V	B	GRM155B11H471KA01D	K22178805		1-	B	a4
C 1434	CHIP CAP.	470pF	50V	B	GRM155B11H471KA01D	K22178805		1-	B	a4
C 1435	CHIP CAP.	0.0047uF	25V	B	GRM36B472K25PT	K22148830		1-	B	a4
C 1435	CHIP CAP.	0.0047uF	50V	B	GRM155B11H472KA01D	K22178838		16-	B	a4
C 1437	CHIP CAP.	0.001uF	50V	B	GRM155B11H102KA01D	K22178809		1-	B	a5
C 1438	CHIP CAP.	0.001uF	50V	B	GRM155B11H102KA01D	K22178809		1-	A	E4
C 1439	CHIP CAP.	0.0022uF	50V	B	GRM155B11H222KA01D	K22178813		1-	B	a5
C 1440	CHIP CAP.	330pF	50V	B	GRM155B11H331KA01D	K22178803		1-	B	a4
C 1441	CHIP CAP.	22pF	50V	CH	GRM1552C1H220JZ01D	K22178220		1-	A	E4
C 1442	CHIP CAP.	100pF	50V	CH	GRM1552C1H101JD01D	K22178236		1-	A	E4
C 1443	CHIP CAP.	0.1uF	10V	B	GRM155B11A104KA01D	K22108802		1-	B	a5
C 1444	CHIP CAP.	0.01uF	16V	B	GRM36B103K16PT	K22128804		1-	A	E5
C 1444	CHIP CAP.	0.01uF	25V	B	GRM155B11E103KA01D	K22148834		16-	A	E5
C 1445	CHIP CAP.	0.1uF	10V	B	GRM155B11A104KA01D	K22108802		1-	B	a4
C 1446	CHIP CAP.	0.01uF	16V	B	GRM36B103K16PT	K22128804		1-	A	E5

# MAIN-Unit

## Parts List

REF	DESCRIPTION	VALUE	V/W	TOL.	MFR'S DESIG	VXSTD P/N	VERS.	LOT	SIDE	LAY ADR
C 1446	CHIP CAP.	0.01uF	25V	B	GRM155B11E103KA01D	K22148834		16-	A	E5
C 1447	CHIP CAP.	0.01uF	16V	B	GRM36B103K16PT	K22128804		1-	A	E5
C 1447	CHIP CAP.	0.01uF	25V	B	GRM155B11E103KA01D	K22148834		16-	A	E5
C 1448	CHIP CAP.	0.1uF	10V	B	GRM155B11A104KA01D	K22108802		1-	A	D4
C 1449	CHIP CAP.	1uF	6.3V	B	GRM155B30J105KE18D	K22088803		1-	A	E5
C 1450	CHIP CAP.	0.1uF	10V	B	GRM155B11A104KA01D	K22108802		1-	A	A5
C 1451	CHIP CAP.	1uF	10V	F	GRM188F11A105ZA01D	K22105001		1-	A	A4
C 1452	CHIP CAP.	1uF	10V	F	GRM188F11A105ZA01D	K22105001		1-	A	A4
C 1453	CHIP CAP.	1uF	10V	F	GRM188F11A105ZA01D	K22105001		1-	A	A4
C 1454	CHIP CAP.	1uF	10V	F	GRM188F11A105ZA01D	K22105001		1-	A	A4
C 1455	CHIP CAP.	0.1uF	10V	B	GRM155B11A104KA01D	K22108802		1-	B	b5
C 1456	CHIP CAP.	0.01uF	16V	B	GRM36B103K16PT	K22128804		1-	B	a5
C 1456	CHIP CAP.	0.01uF	25V	B	GRM155B11E103KA01D	K22148834		16-	B	a5
C 1457	CHIP CAP.	0.0022uF	50V	B	GRM155B11H222KA01D	K22178813		1-	B	a5
C 1458	CHIP CAP.	0.1uF	10V	B	GRM155B11A104KA01D	K22108802		1-	B	a5
C 1459	CHIP CAP.	1uF	6.3V	B	GRM155B30J105KE18D	K22088803		1-	B	b4
C 1460	CHIP CAP.	0.001uF	50V	B	GRM155B11H102KA01D	K22178809		1-	B	a4
C 1461	CHIP CAP.	0.1uF	10V	B	GRM155B11A104KA01D	K22108802		1-	B	a4
C 1462	CHIP CAP.	0.0056uF	25V	B	GRM155B11E562KA01D	K22148802		1-	B	a4
C 1463	CHIP CAP.	1uF	6.3V	B	GRM155B30J105KE18D	K22088803		1-	B	a4
C 1464	CHIP CAP.	0.01uF	16V	B	GRM36B103K16PT	K22128804		1-	B	a4
C 1464	CHIP CAP.	0.01uF	25V	B	GRM155B11E103KA01D	K22148834		16-	B	a4
C 1465	CHIP CAP.	0.1uF	10V	B	GRM155B11A104KA01D	K22108802		1-	B	a4
C 1466	CHIP CAP.	0.1uF	10V	B	GRM155B11A104KA01D	K22108802		1-	A	D5
C 1466	CHIP CAP.	0.047uF	10V	B	GRM155B11A473KA01D	K22108801		5-	A	D5
C 1467	CHIP CAP.	0.047uF	10V	B	GRM155B11A473KA01D	K22108801		1-	A	D5
C 1468	CHIP CAP.	0.01uF	16V	B	GRM36B103K16PT	K22128804		1-	A	A5
C 1468	CHIP CAP.	0.01uF	25V	B	GRM155B11E103KA01D	K22148834		16-	A	A5
C 1469	CHIP CAP.	0.1uF	10V	B	GRM155B11A104KA01D	K22108802		1-	A	D5
C 1470	CHIP CAP.	0.0022uF	50V	B	GRM155B11H222KA01D	K22178813		1-	A	C5
C 1471	CHIP CAP.	150pF	50V	CH	GRM1552C1H151JA01D	K22178240		1-	A	C5
C 1472	CHIP CAP.	0.0047uF	25V	B	GRM36B472K25PT	K22148830		1-	A	B3
C 1472	CHIP CAP.	0.0047uF	50V	B	GRM155B11H472KA01D	K22178838		16-	A	B3
C 1473	CHIP CAP.	0.0047uF	25V	B	GRM36B472K25PT	K22148830		1-	A	B3
C 1473	CHIP CAP.	0.0047uF	50V	B	GRM155B11H472KA01D	K22178838		16-	A	B3
C 1474	CHIP CAP.	1uF	6.3V	B	GRM155B30J105KE18D	K22088803		1-	A	B3
C 1475	CHIP CAP.	0.01uF	16V	B	GRM36B103K16PT	K22128804		1-	B	c5
C 1475	CHIP CAP.	0.01uF	25V	B	GRM155B11E103KA01D	K22148834		16-	B	c5
C 1476	CHIP CAP.	0.0047uF	25V	B	GRM36B472K25PT	K22148830		1-	A	C5
C 1476	CHIP CAP.	0.0047uF	50V	B	GRM155B11H472KA01D	K22178838		16-	A	C5
C 1477	CHIP CAP.	680pF	50V	B	GRM155B11H681KA01D	K22178807		1-	A	C5
C 1478	CHIP CAP.	470pF	50V	B	GRM155B11H471KA01D	K22178805		1-	B	c5
C 1479	CHIP CAP.	0.022uF	16V	B	GRM155B11C223KA01D	K22128806		1-	A	C5
C 1480	CHIP CAP.	0.0068uF	25V	B	GRM155B11E682KA01D	K22148803		1-	A	C6
C 1481	CHIP CAP.	680pF	50V	B	GRM155B11H681KA01D	K22178807		1-	B	c6
C 1482	CHIP CAP.	330pF	50V	B	GRM155B11H331KA01D	K22178803		1-	A	C6
C 1483	CHIP CAP.	0.022uF	16V	B	GRM155B11C223KA01D	K22128806		1-	B	c6
C 1484	CHIP CAP.	0.0047uF	25V	B	GRM36B472K25PT	K22148830		1-	A	C6
C 1484	CHIP CAP.	0.0047uF	50V	B	GRM155B11H472KA01D	K22178838		16-	A	C6
C 1485	CHIP CAP.	0.47uF	6.3V	B	GRM155B30J474KE18D	K22088802		1-	A	C6
C 1486	CHIP CAP.	12pF	50V	CH	GRM1552C1H120JZ01D	K22178214		1-	A	D4
C 1487	CHIP CAP.	100pF	50V	CH	GRM1552C1H101JD01D	K22178236		1-	A	D4
C 1488	CHIP CAP.	0.022uF	16V	B	GRM155B11C223KA01D	K22128806		1-	B	c5
C 1489	CHIP CAP.	0.0047uF	25V	B	GRM36B472K25PT	K22148830		1-	A	B3
C 1489	CHIP CAP.	0.0047uF	50V	B	GRM155B11H472KA01D	K22178838		16-	A	B3
C 1490	CHIP CAP.	33pF	50V	CH	GRM1552C1H330JZ01D	K22178224		1-	A	D4
C 1492	CHIP CAP.	0.01uF	16V	B	GRM36B103K16PT	K22128804		1-	A	D5
C 1492	CHIP CAP.	0.01uF	25V	B	GRM155B11E103KA01D	K22148834		16-	A	D5
C 1493	CHIP CAP.	0.47uF	25V	B	GRM21BB11E474KC01L	K22140824		1-	B	b4
C 1501	CHIP CAP.	0.0047uF	25V	B	GRM36B472K25PT	K22148830		1-	B	d5
C 1501	CHIP CAP.	0.0047uF	50V	B	GRM155B11H472KA01D	K22178838		16-	B	d5
C 1502	CHIP CAP.	0.0012uF	50V	B	GRM155B11H122KA01	K22178810		1-	B	d5
C 1503	CHIP CAP.	820pF	50V	B	GRM155B11H821KA01D	K22178808		1-	B	d5
C 1504	CHIP CAP.	47pF	50V	CH	GRM1552C1H470JZ01D	K22178228		1-	B	d5
C 1505	CHIP CAP.	1uF	6.3V	B	GRM155B30J105KE18D	K22088803		1-	B	d5
C 1506	CHIP CAP.	36pF	50V	CH	GRM1552C1H360JZ01D	K22178225		1-	B	d4
C 1507	CHIP CAP.	0.001uF	50V	B	GRM155B11H102KA01D	K22178809		1-	B	d4
C 1508	CHIP CAP.	560pF	50V	B	GRM155B11H561KD01	K22178806		1-	B	d4
C 1509	CHIP CAP.	0.1uF	10V	B	GRM155B11A104KA01D	K22108802		1-	B	d4
C 1510	CHIP CAP.	15pF	50V	CH	GRM1552C1H150GZ01	K22178300		1-	B	d4

# MAIN-Unit

## Parts List

REF	DESCRIPTION	VALUE	V/W	TOL.	MFR'S DESIG	VXSTD P/N	VERS.	LOT	SIDE	LAY ADR
C 1511	CHIP CAP.	1uF	6.3V	B	GRM155B30J105KE18D	K22088803		1-	B	d4
C 1512	CHIP CAP.	0.0047uF	25V	B	GRM36B472K25PT	K22148830		1-	B	d4
C 1512	CHIP CAP.	0.0047uF	50V	B	GRM155B11H472KA01D	K22178838		16-	B	d4
C 1513	CHIP CAP.	1uF	6.3V	B	GRM155B30J105KE18D	K22088803		1-	A	C5
C 1514	CHIP CAP.	100pF	50V	CH	GRM1552C1H101JD01D	K22178236		1-	B	c6
C 1515	CHIP CAP.	0.1uF	10V	B	GRM155B11A104KA01D	K22108802		1-	B	c6
C 1516	CHIP CAP.	1uF	6.3V	B	GRM155B30J105KE18D	K22088803		1-	B	c5
C 1517	CHIP CAP.	1uF	6.3V	B	GRM155B30J105KE18D	K22088803		1-	B	c5
C 1518	CHIP TA.CAP.	10uF	10V		TEESVA1A106M8R	K78100028		1-	B	c5
C 1519	CHIP CAP.	150pF	50V	CH	GRM1552C1H151JA01D	K22178240		1-	B	c5
C 1520	CHIP CAP.	0.0047uF	25V	B	GRM36B472K25PT	K22148830		1-	B	c5
C 1520	CHIP CAP.	0.0047uF	50V	B	GRM155B11H472KA01D	K22178838		16-	B	c5
C 1521	CHIP CAP.	0.001uF	50V	B	GRM155B11H102KA01D	K22178809		1-	B	c5
C 1523	CHIP CAP.	100pF	50V	CH	GRM1552C1H101JD01D	K22178236		1-	B	d3
C 1524	CHIP CAP.	1uF	6.3V	B	GRM155B30J105KE18D	K22088803		1-	B	d4
C 1525	CHIP TA.CAP.	22uF	6.3V		TEESVA0J226M8R	K78080047		1-	B	d4
C 1526	CHIP CAP.	0.01uF	16V	B	GRM36B103K16PT	K22128804		1-	B	d4
C 1526	CHIP CAP.	0.01uF	25V	B	GRM155B11E103KA01D	K22148834		16-	B	d4
C 1527	CHIP CAP.	1uF	6.3V	B	GRM155B30J105KE18D	K22088803		1-	B	d4
C 1528	CHIP CAP.	0.0033uF	50V	B	GRM155B11H332KA01D	K22178815		1-	B	d4
C 1529	CHIP CAP.	0.01uF	16V	B	GRM36B103K16PT	K22128804		1-	B	d4
C 1529	CHIP CAP.	0.01uF	25V	B	GRM155B11E103KA01D	K22148834		16-	B	d4
C 1530	CHIP CAP.	0.01uF	16V	B	GRM36B103K16PT	K22128804		1-	B	d3
C 1530	CHIP CAP.	0.01uF	25V	B	GRM155B11E103KA01D	K22148834		16-	B	d3
C 1531	CHIP CAP.	0.0022uF	50V	B	GRM155B11H222KA01D	K22178813		1-	B	d3
C 1532	CHIP CAP.	0.01uF	16V	B	GRM36B103K16PT	K22128804		1-	B	d4
C 1532	CHIP CAP.	0.01uF	25V	B	GRM155B11E103KA01D	K22148834		16-	B	d4
C 1533	CHIP CAP.	0.1uF	10V	B	GRM155B11A104KA01D	K22108802		1-	A	B4
C 1534	CHIP CAP.	1uF	6.3V	B	GRM155B30J105KE18D	K22088803		1-	A	B4
C 1535	CHIP CAP.	0.01uF	16V	B	GRM36B103K16PT	K22128804		1-	B	d4
C 1535	CHIP CAP.	0.01uF	25V	B	GRM155B11E103KA01D	K22148834		16-	B	d4
C 1536	CHIP CAP.	1uF	6.3V	B	GRM155B30J105KE18D	K22088803		1-	A	B4
C 1537	CHIP CAP.	0.1uF	10V	B	GRM155B11A104KA01D	K22108802		1-	A	B4
C 1538	CHIP CAP.	0.22uF	10V	B	GRM155B31A224KE18D	K22108808		1-	A	B3
C 1539	CHIP CAP.	470pF	50V	B	GRM155B11H471KA01D	K22178805		1-	A	B3
C 1540	CHIP CAP.	0.022uF	16V	B	GRM155B11C223KA01D	K22128806		1-	A	B4
C 1541	CHIP CAP.	0.022uF	16V	B	GRM155B11C223KA01D	K22128806		1-	A	B3
C 1542	CHIP CAP.	0.01uF	16V	B	GRM36B103K16PT	K22128804		1-	A	B3
C 1542	CHIP CAP.	0.01uF	25V	B	GRM155B11E103KA01D	K22148834		16-	A	B3
C 1543	CHIP CAP.	0.001uF	50V	B	GRM155B11H102KA01D	K22178809		1-	A	B4
C 1544	CHIP CAP.	0.1uF	10V	B	GRM155B11A104KA01D	K22108802		1-	A	B4
C 1546	CHIP CAP.	0.1uF	10V	B	GRM155B11A104KA01D	K22108802		1-	A	A4
C 1548	CHIP CAP.	0.1uF	10V	B	GRM155B11A104KA01D	K22108802		1-	A	B4
C 1549	CHIP CAP.	1uF	6.3V	B	GRM155B30J105KE18D	K22088803		1-	A	B1
C 1550	CHIP CAP.	1uF	6.3V	B	GRM155B30J105KE18D	K22088803		1-	A	B1
C 1551	CHIP CAP.	1uF	6.3V	B	GRM155B30J105KE18D	K22088803		1-	A	B3
C 1552	CHIP CAP.	1uF	6.3V	B	GRM155B30J105KE18D	K22088803		1-	A	A3
C 1553	CHIP TA.CAP.	47uF	6.3V		TEESVA0J476M8R	K78080085		1-	A	B3
C 1554	CHIP CAP.	1uF	6.3V	B	GRM155B30J105KE18D	K22088803		1-	A	B3
C 1555	CHIP CAP.	1uF	6.3V	B	GRM155B30J105KE18D	K22088803		1-	A	A3
C 1556	CHIP TA.CAP.	47uF	6.3V		TEESVA0J476M8R	K78080085		1-	A	A2
C 1557	CHIP CAP.	1uF	6.3V	B	GRM155B30J105KE18D	K22088803		1-	B	d3
C 1558	CHIP CAP.	0.47uF	6.3V	B	GRM155B30J474KE18D	K22088802		1-	A	B3
C 1559	CHIP CAP.	1uF	6.3V	B	GRM155B30J105KE18D	K22088803		1-	A	B2
C 1560	CHIP CAP.	0.01uF	16V	B	GRM36B103K16PT	K22128804		1-	A	B3
C 1560	CHIP CAP.	0.01uF	25V	B	GRM155B11E103KA01D	K22148834		16-	A	B3
C 1561	CHIP CAP.	0.22uF	10V	B	GRM155B31A224KE18D	K22108808		1-	A	B2
C 1562	CHIP CAP.	0.22uF	10V	B	GRM155B31A224KE18D	K22108808		1-	A	B2
C 1563	CHIP CAP.	0.022uF	16V	B	GRM155B11C223KA01D	K22128806		1-	A	B2
C 1564	CHIP CAP.	0.022uF	16V	B	GRM155B11C223KA01D	K22128806		1-	A	B2
C 1565	CHIP CAP.	0.0047uF	25V	B	GRM36B472K25PT	K22148830		1-	A	B2
C 1565	CHIP CAP.	0.0047uF	50V	B	GRM155B11H472KA01D	K22178838		16-	A	B2
C 1566	CHIP CAP.	1uF	6.3V	B	GRM155B30J105KE18D	K22088803		1-	A	B2
C 1567	CHIP CAP.	1uF	6.3V	B	GRM155B30J105KE18D	K22088803		1-	A	A3
C 1568	CHIP CAP.	1uF	6.3V	B	GRM155B30J105KE18D	K22088803		1-	A	A3
C 1569	CHIP CAP.	1uF	6.3V	B	GRM155B30J105KE18D	K22088803		1-	B	d3
C 1570	CHIP CAP.	1uF	6.3V	B	GRM155B30J105KE18D	K22088803		1-	A	A2
C 1571	CHIP CAP.	0.22uF	10V	B	GRM155B31A224KE18D	K22108808		1-	A	A2
C 1572	CHIP CAP.	0.22uF	10V	B	GRM155B31A224KE18D	K22108808		1-	A	A2
C 1573	CHIP CAP.	0.022uF	16V	B	GRM155B11C223KA01D	K22128806		1-	A	A2

# MAIN-Unit

## Parts List

REF	DESCRIPTION	VALUE	V/W	TOL.	MFR'S DESIG	VXSTD P/N	VERS.	LOT	SIDE	LAY ADR
C 1574	CHIP CAP.	0.022uF	16V	B	GRM155B11C223KA01D	K22128806		1-	A	A2
C 1575	CHIP CAP.	0.0047uF	25V	B	GRM36B472K25PT	K22148830		1-	A	A2
C 1575	CHIP CAP.	0.0047uF	50V	B	GRM155B11H472KA01D	K22178838		16-	A	A2
C 1576	CHIP CAP.	1uF	6.3V	B	GRM155B30J105KE18D	K22088803		1-	A	A2
C 1577	CHIP CAP.	0.01uF	16V	B	GRM36B103K16PT	K22128804		1-	A	B3
C 1577	CHIP CAP.	0.01uF	25V	B	GRM155B11E103KA01D	K22148834		16-	A	B3
C 1578	CHIP CAP.	0.01uF	16V	B	GRM36B103K16PT	K22128804		1-	A	B3
C 1578	CHIP CAP.	0.01uF	25V	B	GRM155B11E103KA01D	K22148834		16-	A	B3
C 1579	CHIP CAP.	15pF	50V	CH	GRM1552C1H150GZ01	K22178300		1-	A	B4
C 1580	CHIP CAP.	0.001uF	50V	B	GRM155B11H102KA01D	K22178809		1-	A	B4
C 1581	CHIP TA.CAP.	10uF	10V		TEESVA1A106M8R	K78100028		1-	A	B4
C 1601	CHIP CAP.	1uF	6.3V	B	GRM155B30J105KE18D	K22088803		1-	B	e2
C 1602	CHIP CAP.	0.1uF	10V	B	GRM155B11A104KA01D	K22108802		1-	B	e2
C 1603	CHIP CAP.	1uF	6.3V	B	GRM155B30J105KE18D	K22088803		1-	B	e2
C 1604	CHIP CAP.	0.1uF	16V	B	GRM188B11C104KA01D	K22124805		1-	B	e2
C 1604	CHIP CAP.	0.1uF	10V	B	GRM155B11A104KA01D	K22108802		5-	B	e2
C 1605	CHIP CAP.	1uF	6.3V	B	GRM155B30J105KE18D	K22088803		1-	B	e3
C 1606	CHIP CAP.	0.001uF	50V	B	GRM155B11H102KA01D	K22178809		1-	A	B6
C 1607	AL.ELECTRO.CAP.	100uF	10V		RVZ-10V101MF55U-R2	K48100008		1-	A	A1
C 1608	AL.ELECTRO.CAP.	470uF	10V		RVZ-10V471M	K48100010		1-	A	A3
C 1609	CHIP CAP.	0.001uF	50V	B	GRM155B11H102KA01D	K22178809		1-	A	A1
C 1610	AL.ELECTRO.CAP.	470uF	10V		RVZ-10V471M	K48100010		1-	A	A2
C 1611	CHIP CAP.	0.001uF	50V	B	GRM155B11H102KA01D	K22178809		1-	A	A1
C 1612	AL.ELECTRO.CAP.	220uF	16V		EMVA160ADA221MF80G	K48120021		1-	A	A2
C 1613	CHIP CAP.	0.001uF	50V	B	GRM155B11H102KA01D	K22178809		1-	A	B1
C 1614	CHIP CAP.	0.001uF	50V	B	GRM155B11H102KA01D	K22178809		1-	A	B1
C 1615	CHIP CAP.	0.1uF	10V	B	GRM155B11A104KA01D	K22108802		1-	B	e5
C 1616	CHIP CAP.	0.1uF	10V	B	GRM155B11A104KA01D	K22108802		1-	B	e5
C 1617	CHIP TA.CAP.	10uF	10V		TAJA106M010Y	K78100072		1-	B	e5
C 1618	CHIP TA.CAP.	10uF	10V		TAJA106M010Y	K78100072		1-	B	e5
C 1619	AL.ELECTRO.CAP.	100uF	10V		RVZ-10V101MF55U-R2	K48100008		1-	B	e4
C 1620	CHIP CAP.	0.1uF	10V	B	GRM155B11A104KA01D	K22108802		1-	B	e4
C 1621	CHIP CAP.	0.1uF	10V	B	GRM155B11A104KA01D	K22108802		1-	B	e4
C 1622	AL.ELECTRO.CAP.	100uF	10V		RVZ-10V101MF55U-R2	K48100008		1-	B	e4
C 1622	CHIP TA.CAP.	47uF	6.3V		TEESVA0J476M8R	K78080085		16-	B	e4
C 1623	CHIP CAP.	0.1uF	10V	B	GRM155B11A104KA01D	K22108802		1-	B	e5
C 1624	CHIP CAP.	0.1uF	10V	B	GRM155B11A104KA01D	K22108802		1-	B	e5
C 1625	CHIP TA.CAP.	10uF	10V		TAJA106M010Y	K78100072		1-	B	d4
C 1626	CHIP TA.CAP.	10uF	10V		TAJA106M010Y	K78100072		1-	B	e4
C 1627	AL.ELECTRO.CAP.	100uF	10V		RVZ-10V101MF55U-R2	K48100008		1-	B	e4
C 1628	CHIP CAP.	0.001uF	50V	B	GRM155B11H102KA01D	K22178809		1-	B	c6
C 1629	CHIP CAP.	0.1uF	10V	B	GRM155B11A104KA01D	K22108802		1-	B	e4
C 1630	CHIP CAP.	0.1uF	10V	B	GRM155B11A104KA01D	K22108802		1-	B	d4
C 1631	CHIP CAP.	0.001uF	50V	B	GRM155B11H102KA01D	K22178809		1-	A	A4
C 1632	CHIP CAP.	0.001uF	50V	B	GRM155B11H102KA01D	K22178809		1-	A	A4
C 1633	CHIP CAP.	0.001uF	50V	B	GRM155B11H102KA01D	K22178809		1-	A	A4
C 1634	CHIP CAP.	0.001uF	50V	B	GRM155B11H102KA01D	K22178809		1-	A	A4
C 1635	CHIP CAP.	0.001uF	50V	B	GRM155B11H102KA01D	K22178809		1-	B	e4
C 1636	CHIP CAP.	0.001uF	50V	B	GRM155B11H102KA01D	K22178809		1-	B	c6
C 1637	CHIP CAP.	0.001uF	50V	B	GRM155B11H102KA01D	K22178809		1-	A	D5
C 1638	CHIP CAP.	0.001uF	50V	B	GRM155B11H102KA01D	K22178809		1-	B	c5
C 1639	CHIP CAP.	0.001uF	50V	B	GRM155B11H102KA01D	K22178809		1-	A	C5
C 1640	CHIP CAP.	0.001uF	50V	B	GRM155B11H102KA01D	K22178809		1-	A	C6
C 1641	CHIP CAP.	0.001uF	50V	B	GRM155B11H102KA01D	K22178809		1-	A	B6
C 1643	CHIP CAP.	100pF	50V	CH	GRM1882C1H101JA01D	K22174235		1-	B	e1
C 1643	CHIP CAP.	100pF	50V	CH	GRM1552C1H101JD01D	K22178236		5-	B	e1
C 1644	CHIP CAP.	0.022uF	16V	B	GRM155B11C223KA01D	K22128806		1-	B	e3
C 1645	CHIP CAP.	0.022uF	16V	B	GRM155B11C223KA01D	K22128806		1-	B	e2
C 1701	CHIP TA.CAP.	10uF	10V		TEESVA1A106M8R	K78100028		1-	B	d4
C 1702	CHIP TA.CAP.	22uF	16V		TEESVB21C226M8R	K78120028		1-	B	d2
C 1703	CHIP CAP.	0.001uF	50V	B	GRM155B11H102KA01D	K22178809		1-	A	B1
C 1704	CHIP TA.CAP.	22uF	16V		TEESVB21C226M8R	K78120028		1-	B	d3
C 1705	CHIP CAP.	0.001uF	50V	B	GRM155B11H102KA01D	K22178809		1-	B	d2
C 1706	CHIP TA.CAP.	47uF	6.3V		TEESVB20J476M8R	K78080048		1-	B	d3
C 1707	CHIP CAP.	0.001uF	50V	B	GRM155B11H102KA01D	K22178809		1-	B	d3
C 1708	CHIP CAP.	0.001uF	50V	B	GRM155B11H102KA01D	K22178809		1-	B	d2
C 1709	AL.ELECTRO.CAP.	100uF	16V		EEE1CA101WP	K48120012		1-	B	d2
C 1710	CHIP CAP.	0.001uF	50V	B	GRM155B11H102KA01D	K22178809		1-	B	d1
C 1711	CHIP CAP.	1uF	10V	F	GRM188F11A105ZA01D	K22105001		1-	B	a4
C 1712	CHIP CAP.	1uF	10V	F	GRM188F11A105ZA01D	K22105001		1-	B	b5



# MAIN-Unit

## Parts List

REF	DESCRIPTION	VALUE	V/W	TOL.	MFR'S DESIG	VXSTD P/N	VERS.	LOT	SIDE	LAY ADR
C 1713	CHIP CAP.	0.001uF	50V	B	GRM155B11H102KA01D	K22178809		1-	B	d1
C 1714	CHIP CAP.	7pF	50V	CH	GRM1552C1H7R0BZ01D	K22178294		1-	B	d6
C 1716	CHIP CAP.	0.01uF	16V	B	GRM36B103K16PT	K22128804		1-	B	d5
C 1716	CHIP CAP.	0.01uF	25V	B	GRM155B11E103KA01D	K22148834		16-	B	d5
C 1717	AL.ELECTRO.CAP.	2200uF	16V		RJ5-16V222M	K40129101		1-	A	B1
C 1718	CHIP CAP.	0.001uF	50V	B	GRM155B11H102KA01D	K22178809		1-	A	B1
C 1719	CHIP CAP.	18pF	50V	CH	GRM1552C1H180JZ01D	K22178218		1-	B	d5
C 1720	CHIP CAP.	3pF	50V	CJ	GRM1553C1H3R0BZ01D	K22178290		1-	B	d5
C 1721	CHIP CAP.	22pF	50V	CH	GRM1552C1H220JZ01D	K22178220		1-	B	d5
C 1722	CHIP CAP.	0.001uF	50V	B	GRM155B11H102KA01D	K22178809		1-	B	d5
C 1723	CHIP TA.CAP.	10uF	10V		TEESVA1A106M8R	K78100028		1-	B	d5
C 1724	CHIP CAP.	0.001uF	50V	B	GRM155B11H102KA01D	K22178809		1-	B	d5
C 1725	CHIP CAP.	0.001uF	50V	B	GRM155B11H102KA01D	K22178809		1-	A	B6
C 1726	CHIP CAP.	1uF	6.3V	B	GRM155B30J105KE18D	K22088803		1-	B	e5
C 1727	CHIP CAP.	0.001uF	50V	B	GRM155B11H102KA01D	K22178809		1-	B	d5
C 1728	AL.ELECTRO.CAP.	100uF	16V		EEE1CA101WP	K48120012		1-	A	B6
C 1729	CHIP CAP.	0.001uF	50V	B	GRM155B11H102KA01D	K22178809		1-	B	d5
C 1730	CHIP CAP.	0.1uF	10V	B	GRM155B11A104KA01D	K22108802		1-	B	d5
C 1731	CHIP CAP.	0.001uF	50V	B	GRM155B11H102KA01D	K22178809		1-	B	d6
C 1732	CHIP TA.CAP.	22uF	16V		TEESVB21C226M8R	K78120028		1-	B	c5
C 1733	CHIP CAP.	0.1uF	25V	F	GRM188F11E104ZA01D	K22145001		1-	B	e5
C 1801	CHIP TA.CAP.	47uF	6.3V		TEESVA0J476M8R	K78080085		1-	A	B4
C 1802	CHIP CAP.	0.001uF	50V	B	GRM155B11H102KA01D	K22178809		1-	A	B4
C 1803	CHIP CAP.	0.022uF	16V	B	GRM155B11C223KA01D	K22128806		1-	A	E5
C 1804	CHIP CAP.	0.047uF	10V	B	GRM155B11A473KA01D	K22108801		1-	A	C6
C 1805	CHIP CAP.	0.001uF	50V	B	GRM155B11H102KA01D	K22178809		1-	A	B4
C 1806	CHIP CAP.	0.001uF	50V	B	GRM155B11H102KA01D	K22178809		1-	B	c3
C 1807	CHIP CAP.	0.1uF	10V	B	GRM155B11A104KA01D	K22108802		1-	B	d5
C 1808	CHIP CAP.	0.047uF	10V	B	GRM155B11A473KA01D	K22108801		1-	A	B5
C 1809	CHIP CAP.	0.047uF	10V	B	GRM155B11A473KA01D	K22108801		1-	A	A5
C 1810	CHIP CAP.	0.047uF	10V	B	GRM155B11A473KA01D	K22108801		1-	B	e2
C 1811	CHIP CAP.	0.1uF	10V	B	GRM155B11A104KA01D	K22108802		1-	B	e5
C 1813	CHIP CAP.	0.1uF	10V	B	GRM155B11A104KA01D	K22108802		1-	B	b5
C 1814	CHIP CAP.	0.047uF	10V	B	GRM155B11A473KA01D	K22108801		5-	A	D5
C 1815	AL.ELECTRO.CAP.	47uF	6.3V		RC2-6V470ME1#-T58	K46080004		1-	A	A4
C 1815	CHIP TA.CAP.	47uF	6.3V		TEESVA0J476M8R	K78080085		16-	A	A4
C 1816	CHIP CAP.	0.001uF	50V	B	GRM155B11H102KA01D	K22178809		16-	A	A4
C 1817	CHIP TA.CAP.	470uF	6.3V		TEESVD0J477M12R	K78080095		16-	B	e4
CD1401	CERAMIC DISC				JTBM450CX24	H7901530		1-	A	E4
CF1401	CERAMIC FILTER				SFECF10M7GA00-R0	H3900577		1-	A	D4
CF1402	CERAMIC FILTER				LTM450FW	H3900572		1-	B	a5
D 1001	DIODE				RLS135 TE-11	G2070128		1-	A	B2
D 1002	DIODE				UDZS TE-17 6.8B	G2070888		1-	A	C3
D 1005	DIODE				RLS135 TE-11	G2070128		1-	B	a2
D 1006	DIODE				RLS135 TE-11	G2070128		1-	B	a2
D 1007	DIODE				L709CER	G2071124		1-	A	E2
D 1008	DIODE				L709CER	G2071124		1-	A	E2
D 1009	DIODE				MA2S72800L	G2070858		1-	B	a2
D 1010	DIODE				MA2S72800L	G2070858		1-	A	E3
D 1011	SURGE ABSORBER				RHCA-301Q43U	Q9000827		1-	B	b1
D 1012	DIODE				RLS135 TE-11	G2070128		1-	B	a2
D 1013	DIODE				RLS135 TE-11	G2070128		1-	B	a2
D 1014	DIODE				L709CER	G2071124		1-	A	D2
D 1015	DIODE				MA4P1250	G2070974		1-	A	D2
D 1016	DIODE				HVC355B TRF-E	G2070588		1-	B	b3
D 1017	DIODE				HVC355B TRF-E	G2070588		1-	B	b3
D 1018	DIODE				HVC355B TRF-E	G2070588		1-	B	b3
D 1019	DIODE				HVC131TRF-E	G2070676		1-	B	b3
D 1020	DIODE				HVC131TRF-E	G2070676		1-	B	a2
D 1021	DIODE				HVC131TRF-E	G2070676		1-	B	a2
D 1022	DIODE				HVC131TRF-E	G2070676		1-	A	D4
D 1023	DIODE				HVC131TRF-E	G2070676		1-	B	a3
D 1024	DIODE				HVC365 TRF-E	G2070902		1-	B	a4
D 1025	DIODE				HVC365 TRF-E	G2070902		1-	B	b4
D 1026	DIODE				HVC365 TRF-E	G2070902		1-	B	b4
D 1027	DIODE				HVC131TRF-E	G2070676		1-	B	b4
D 1028	DIODE				HSC277TRF-E	G2070584		1-	B	a2
D 1029	DIODE				HSC277TRF-E	G2070584		1-	B	a2
D 1030	DIODE				HVC131TRF-E	G2070676		1-	B	a3
D 1031	DIODE				HVC350B-TRF-E	G2070596		1-	B	b3



# MAIN-Unit

## Parts List

REF	DESCRIPTION	VALUE	V/W	TOL.	MFR'S DESIG	VXSTD P/N	VERS.	LOT	SIDE	LAY ADR
D 1032	DIODE				HVC350B-TRF-E	G2070596		1-	B	b3
D 1033	DIODE				HVC350B-TRF-E	G2070596		1-	B	b3
D 1035	DIODE				HVC131TRF-E	G2070676		1-	A	D3
D 1036	DIODE				HVC131TRF-E	G2070676		1-	B	b3
D 1037	DIODE				MA2S72800L	G2070858		1-	B	a2
D 1038	DIODE				MA2S72800L	G2070858		1-	B	b2
D 1039	DIODE				HVC131TRF-E	G2070676		1-	B	a2
D 1301	DIODE				DA221 TL	G2070178		1-	B	b4
D 1302	DIODE				HVC350B-TRF-E	G2070596		1-	A	D4
D 1303	DIODE				HVC365 TRF-E	G2070902		1-	A	C4
D 1304	DIODE				DA221 TL	G2070178		1-	A	C4
D 1305	DIODE				HVC131TRF-E	G2070676		1-	A	C4
D 1306	DIODE				HSC277TRF-E	G2070584		1-	A	C4
D 1307	DIODE				HSC277TRF-E	G2070584		1-	A	C4
D 1308	DIODE				HSC277TRF-E	G2070584		1-	A	C4
D 1309	DIODE				HSC277TRF-E	G2070584		1-	A	C4
D 1310	DIODE				HVC365 TRF-E	G2070902		1-	B	c4
D 1311	DIODE				HSC277TRF-E	G2070584		1-	B	c4
D 1312	DIODE				HVC365 TRF-E	G2070902		1-	B	c4
D 1313	DIODE				HVC131TRF-E	G2070676		1-	A	C4
D 1314	DIODE				HSC277TRF-E	G2070584		1-	B	c4
D 1315	DIODE				HVC375B-TRF-E	G2070856		1-	B	c4
D 1316	DIODE				HVC375B-TRF-E	G2070856		1-	B	c4
D 1317	DIODE				DAN222 TL	G2070174		1-	B	c3
D 1318	DIODE				1SS400 TE61	G2070634		1-	B	c3
D 1319	DIODE				HSC277TRF-E	G2070584		1-	A	C4
D 1320	DIODE				HSC277TRF-E	G2070584		1-	A	C4
D 1401	DIODE				HSC277TRF-E	G2070584		1-	A	D4
D 1402	DIODE				HSC277TRF-E	G2070584		1-	A	D4
D 1403	DIODE				HSC277TRF-E	G2070584		1-	A	D4
D 1404	DIODE				HSC277TRF-E	G2070584		1-	A	D4
D 1405	DIODE				1SS400 TE61	G2070634		1-	A	E4
D 1406	DIODE				1SS400 TE61	G2070634		1-	A	E5
D 1408	DIODE				1SS400 TE61	G2070634		1-	A	E5
D 1410	DIODE				UDZS TE-17 5.1B	G2070908		1-	A	D5
D 1411	DIODE				1SS400 TE61	G2070634		1-	A	E4
D 1412	DIODE				1SS400 TE61	G2070634		1-	A	D4
D 1413	DIODE				MC2850-T111-1	G2070704		1-	B	b5
D 1414	DIODE				MC2850-T111-1	G2070704		1-	B	a5
D 1415	DIODE				DAN222 TL	G2070174		1-	A	D5
D 1416	DIODE				DA221 TL	G2070178		1-	A	C6
D 1417	DIODE				1SS400 TE61	G2070634		1-	A	E5
D 1418	DIODE				1SS400 TE61	G2070634		1-	A	E5
D 1601	DIODE				1SS400 TE61	G2070634		1-	B	e3
D 1602	DIODE				UDZS TE-17 5.6B	G2070910		1-	A	A4
D 1603	DIODE				UDZS TE-17 5.6B	G2070910		1-	A	A4
D 1604	DIODE				UDZS TE-17 5.6B	G2070910		1-	A	C6
D 1605	DIODE				UDZS TE-17 5.6B	G2070910		1-	A	C6
D 1701	SURGE ABSORBER				P6KA18A-E3	Q9000721		1-	B	c1
D 1702	DIODE				1SS400 TE61	G2070634		1-	B	d5
D 1703	DIODE				1SS400 TE61	G2070634		1-	B	d5
D 1704	DIODE				1SS400 TE61	G2070634		1-	B	e5
D 1705	DIODE				1SS400 TE61	G2070634		1-	B	d5
D 1706	DIODE				1SS400 TE61	G2070634		1-	B	d5
D 1801	DIODE				DAN222 TL	G2070174		1-	A	C5
D 1802	DIODE				DAN222 TL	G2070174		1-	A	C5
D 1803	DIODE				1SS400 TE61	G2070634		1-	A	A5
D 1804	DIODE				1SS400 TE61	G2070634		1-	A	A5
FB1001	FERRITE BEADS				SMB304729	L9190094		1-	A	C1
FB1002	CHIP COIL				BLM21PG300SN1D	L1690840		1-	A	B3
FB1003	CHIP COIL				BLM21PG300SN1D	L1690840		1-	A	C3
FB1601	FERRITE BEADS				BLM15AG121SN1D	L1690843		1-	A	B6
FB1602	FERRITE BEADS				BLM15AG121SN1D	L1690843		1-	A	B6
FB1603	CHIP COIL				BLM21PG300SN1D	L1690840		1-	A	B1
FB1604	CHIP COIL				BLM21PG300SN1D	L1690840		1-	A	A1
FB1605	CHIP COIL				BLM21PG300SN1D	L1690840		1-	A	A1
FB1606	FERRITE BEADS				BLM15AG121SN1D	L1690843		1-	A	B1
FB1607	FERRITE BEADS				BLM15AG121SN1D	L1690843		1-	A	B1
FB1608	FERRITE BEADS				BLM15AG121SN1D	L1690843		1-	A	B1
FB1609	FERRITE BEADS				BLM15AG121SN1D	L1690843		1-	A	A4

# MAIN-Unit

## Parts List

REF	DESCRIPTION	VALUE	V/W	TOL.	MFR'S DESIG	VXSTD P/N	VERS.	LOT	SIDE	LAY ADR
FB1610	FERRITE BEADS				BLM15AG121SN1D	L1690843		1-	A	A4
FB1611	FERRITE BEADS				BLM15AG121SN1D	L1690843		1-	A	A4
FB1612	FERRITE BEADS				BLM15AG121SN1D	L1690843		1-	A	A4
FB1613	FERRITE BEADS				BLM15AG121SN1D	L1690843		1-	A	A4
FB1614	FERRITE BEADS				BLM15AG121SN1D	L1690843		1-	A	A4
FB1615	FERRITE BEADS				BLM15AG121SN1D	L1690843		1-	A	C5
FB1616	FERRITE BEADS				BLM15AG121SN1D	L1690843		1-	A	C5
FB1617	FERRITE BEADS				BLM15AG121SN1D	L1690843		1-	A	D5
FB1618	FERRITE BEADS				BLM15AG121SN1D	L1690843		1-	A	D5
FB1619	FERRITE BEADS				BLM15AG121SN1D	L1690843		1-	A	D5
FB1620	FERRITE BEADS				BLM15AG121SN1D	L1690843		1-	A	D5
FB1621	FERRITE BEADS				BLM15AG121SN1D	L1690843		1-	A	D5
FB1622	FERRITE BEADS				BLM15AG121SN1D	L1690843		16-	A	B4
FB1701	FERRITE BEADS				SMB304729	L9190094		1-	A	C1
FB1702	FERRITE BEADS				SMB304729	L9190094		1-	A	B1
FB1703	CHIP COIL				BLM21PG300SN1D	L1690840		1-	B	d1
HS1001	HEATSINK PLATE					RA0227600		1-	B	c3
HS1001	HEATSINK PLATE					RA022760A		16-	B	c3
J 1401	CONNECTOR				AXK6S40635P	P0091323		1-	A	A5
J 1601	CONNECTOR				BM02B-SRSS-TBT(LF)(SN)	P0091465		1-	A	B6
J 1602	CONNECTOR				HSJ0912-01-020	P1091302		1-	B	e1
J 1603	CONNECTOR				HSJ0912-01-040	P1091129		1-	B	d1
J 1604	CONNECTOR				06FLT-SM2-TB(LF)(SN)	P1091255		1-	A	A4
J 1604	CONNECTOR				08FLT-SM2-TB(LF)(SN)	P1091201		16-	A	A4
J 1701	CONNECTOR				AXK6F10345YP	P0091378		1-	A	B6
J 1702	CONNECTOR				95001-2881	P1091320		1-	B	b6
J 1703	SHIELD FINGER				4025 3100089	S5000225		1-	A	C3
J 1704	SHIELD FINGER				4025 3100089	S5000225		1-	A	C3
J 1705	SHIELD FINGER				4025 3100089	S5000225	W/ CE LABEL5-	1-	A	B1
J 1706	SHIELD FINGER				4025 3100089	S5000225	W/ CE LABEL5-	1-	A	C1
J 1707	SHIELD FINGER				4025 3100089	S5000225	W/ CE LABEL5-	1-	A	D1
L 1001	COIL	0.047uH			AS1007-47NK	L0022548		1-	A	D1
L 1002	COIL	0.012uH			AS080336-12N	L0022810		1-	A	B2
L 1003	M.RFC	1uH			ELJ-ND1R0JF	L1690977		1-	B	d2
L 1004	COIL	0.009uH			AS050325-9R0NJ	L0022826		1-	A	B2
L 1005	COIL	0.0033uH			AS050221-3R3NJ	L0022825		1-	A	B3
L 1006	COIL				E2 0.35-1.6-7T-L	L0022390		1-	A	B3
L 1007	COIL	0.056uH			AS050635-56N	L0022813		1-	A	B3
L 1008	COIL				E2 0.3-0.9-3T-R	L0022389		1-	A	C3
L 1009	COIL				E2 0.28-1.0-4.5T-R	L0022395		1-	A	C3
L 1010	COIL				E2 0.3-1.1-3T-R	L0022579		1-	A	C3
L 1011	M.RFC	0.1uH		2%	C1608CB-R10G-RF	L1691045		1-	A	C3
L 1012	M.RFC	0.0082uH			TFL0816-8N2	L1690490		1-	A	C4
L 1014	COIL	0.044uH			AS050535-44N	L0022812		1-	B	a2
L 1015	COIL	0.047uH			AS1007-47NK	L0022548		1-	A	E1
L 1016	COIL	0.033uH			AS1005-33NK	L0022546		1-	A	E2
L 1017	COIL	0.033uH			AS1005-33NK	L0022546		1-	A	E2
L 1018	COIL	0.033uH			AS1005-33NK	L0022546		1-	A	E2
L 1019	COIL				E2 0.25-1.9-12.5T-L	L0022600		1-	A	D3
L 1020	COIL				E2 0.25-1.9-12.5T-L	L0022600		1-	A	D3
L 1021	COIL	0.033uH			AS1005-33NK	L0022546		1-	A	D3
L 1022	COIL A1				1.5T3.0D1.2UEW R	L0022806		1-	A	D2
L 1023	M.RFC	0.47uH			LK2125 R47K-T	L1690315		1-	B	b3
L 1024	M.RFC	0.47uH			LK2125 R47K-T	L1690315		1-	B	c3
L 1025	COIL	0.01uH			AS1003-10NK	L0022544		1-	B	a1
L 1026	COIL	0.015uH			AS100440-15N	L0022811		1-	B	a2
L 1027	COIL	0.015uH			AS100440-15N	L0022811		1-	A	E2
L 1028	COIL	0.014uH			AS050425-14NK	L0022583		1-	A	E2
L 1029	COIL	0.015uH			AS100440-15N	L0022811		1-	A	D2
L 1030	COIL				E2 0.35-1.6-7T-L	L0022390		1-	A	D2
L 1031	COIL	0.0093uH			AS120252-9R3N	L0022853		1-	A	D2
L 1032	M.RFC	0.01uH		2%	C1608CB-10NG-RF	L1691032		1-	B	b1
L 1033	M.RFC	0.0082uH			TFL0816-8N2	L1690490		1-	B	b1
L 1034	M.RFC	0.012uH			TFL0816-12	L1690492		1-	B	a2
L 1035	M.RFC	0.0056uH			TFL0816-5N6	L1690488		1-	B	b3
L 1036	M.RFC	0.0056uH			TFL0816-5N6	L1690488		1-	B	b3
L 1037	M.RFC	0.0056uH			TFL0816-5N6	L1690488		1-	B	b3
L 1038	M.RFC	0.01uH			TFL0816-10	L1690491		1-	B	b3
L 1039	M.RFC	0.1uH		2%	C1608CB-R10G-RF	L1691045		1-	B	a2
L 1040	M.RFC	0.068uH		2%	C1608CB-68NG-RF	L1691042		1	B	a2

# MAIN-Unit

## Parts List

REF	DESCRIPTION	VALUE	V/W	TOL.	MFR'S DESIG	VXSTD P/N	VERS.	LOT	SIDE	LAY ADR
L 1040	M.RFC	0.068uH		2%	C1608CB-68NG-RF	L1691042	AUSTRALIA	2-	B	a2
L 1040	M.RFC	0.068uH		2%	C1608CB-68NG-RF	L1691042	EUROPE	2-	B	a2
L 1040	M.RFC	0.068uH		2%	C1608CB-68NG-RF	L1691042	EXPORT	2-	B	a2
L 1040	M.RFC	0.068uH		2%	C1608CB-68NG-RF	L1691042	USA	2-	B	a2
L 1041	M.RFC	0.068uH		2%	C1608CB-68NG-RF	L1691042		1-	A	E3
L 1042	M.RFC	0.056uH		2%	C1608CB-56NG-RF	L1691041		1-	A	E3
L 1043	M.RFC	0.033uH		2%	C1608CB-33NG-RF	L1691038		1-	A	E3
L 1044	M.RFC	0.082uH		2%	C1608CB-82NG-RF	L1691044		1-	A	E3
L 1045	M.RFC	0.047uH		2%	C1608CB-47NG-RF	L1691040		1-	A	D3
L 1046	M.RFC	0.047uH		2%	C1608CB-47NG-RF	L1691040		1-	A	D3
L 1047	M.RFC	1uH			LK1608 1R0K-T	L1690687		1-	A	D4
L 1048	M.RFC	0.039uH		2%	C1608CB-39NG-RF	L1691039		1	B	a2
L 1048	M.RFC	0.039uH		2%	C1608CB-39NG-RF	L1691039	AUSTRALIA	2-	B	a2
L 1048	M.RFC	0.039uH		2%	C1608CB-39NG-RF	L1691039	EUROPE	2-	B	a2
L 1048	M.RFC	0.039uH		2%	C1608CB-39NG-RF	L1691039	EXPORT	2-	B	a2
L 1048	M.RFC	0.039uH		2%	C1608CB-39NG-RF	L1691039	USA	2-	B	a2
L 1049	M.RFC	0.1uH		2%	C1608CB-R10G-RF	L1691045		1	B	a3
L 1049	M.RFC	0.1uH		2%	C1608CB-R10G-RF	L1691045	AUSTRALIA	2-	B	a3
L 1049	M.RFC	0.1uH		2%	C1608CB-R10G-RF	L1691045	EUROPE	2-	B	a3
L 1049	M.RFC	0.1uH		2%	C1608CB-R10G-RF	L1691045	EXPORT	2-	B	a3
L 1049	M.RFC	0.1uH		2%	C1608CB-R10G-RF	L1691045	USA	2-	B	a3
L 1050	M.RFC	0.056uH		2%	C1608CB-56NG-RF	L1691041		1	B	a3
L 1050	M.RFC	0.056uH		2%	C1608CB-56NG-RF	L1691041	AUSTRALIA	2-	B	a3
L 1050	M.RFC	0.056uH		2%	C1608CB-56NG-RF	L1691041	EUROPE	2-	B	a3
L 1050	M.RFC	0.056uH		2%	C1608CB-56NG-RF	L1691041	EXPORT	2-	B	a3
L 1050	M.RFC	0.056uH		2%	C1608CB-56NG-RF	L1691041	USA	2-	B	a3
L 1051	M.RFC	0.047uH		2%	C1608CB-47NG-RF	L1691040		1	B	a3
L 1051	M.RFC	0.047uH		2%	C1608CB-47NG-RF	L1691040	AUSTRALIA	2-	B	a3
L 1051	M.RFC	0.047uH		2%	C1608CB-47NG-RF	L1691040	EUROPE	2-	B	a3
L 1051	M.RFC	0.047uH		2%	C1608CB-47NG-RF	L1691040	EXPORT	2-	B	a3
L 1051	M.RFC	0.047uH		2%	C1608CB-47NG-RF	L1691040	USA	2-	B	a3
L 1052	M.RFC	0.039uH		2%	C1608CB-39NG-RF	L1691039		1	B	a3
L 1052	M.RFC	0.039uH		2%	C1608CB-39NG-RF	L1691039	AUSTRALIA	2-	B	a3
L 1052	M.RFC	0.039uH		2%	C1608CB-39NG-RF	L1691039	EUROPE	2-	B	a3
L 1052	M.RFC	0.039uH		2%	C1608CB-39NG-RF	L1691039	EXPORT	2-	B	a3
L 1052	M.RFC	0.039uH		2%	C1608CB-39NG-RF	L1691039	USA	2-	B	a3
L 1053	M.RFC	0.22uH		2%	C1608CB-R22G-RF	L1691103		1-	B	a3
L 1054	M.RFC	1uH			LK1608 1R0K-T	L1690687		1-	B	a3
L 1055	M.RFC	0.082uH		2%	C1608CB-82NG-RF	L1691044		1-	B	a4
L 1056	M.RFC	0.082uH		2%	C1608CB-82NG-RF	L1691044		1-	B	b4
L 1057	M.RFC	0.082uH		2%	C1608CB-82NG-RF	L1691044		1-	B	b4
L 1058	M.RFC	0.047uH			TFL0816-47	L1690499		1-	B	b4
L 1059	M.RFC	0.01uH		2%	C1608CB-10NG-RF	L1691032		1-	B	a2
L 1060	M.RFC	0.01uH		2%	C1608CB-10NG-RF	L1691032		1-	B	a2
L 1061	M.RFC	0.039uH		2%	C1608CB-39NG-RF	L1691039		1-	B	a2
L 1062	M.RFC	0.033uH			TFL0510-33N	L1690817		1-	B	a2
L 1063	M.RFC	0.015uH			TFL0816-15	L1690493		1-	A	D3
L 1064	M.RFC	0.015uH			TFL0816-15	L1690493		1-	A	D3
L 1065	M.RFC	0.1uH			TFL0816-100N	L1690981		1-	B	a3
L 1066	M.RFC	0.01uH		2%	C1608CB-10NG-RF	L1691032		1-	B	a3
L 1067	COIL				E2 0.28-1.0-4T-R	L0022365		1-	B	b3
L 1068	COIL				E2 0.28-1.0-4T-R	L0022365		1-	B	b3
L 1069	M.RFC	0.015uH			TFL0816-15	L1690493		1-	B	b3
L 1070	M.RFC	0.39uH		2%	C1608CB-R39G-RF	L1691107		1-	B	a2
L 1071	M.RFC	0.068uH		2%	C1608CB-68NG-RF	L1691042		1-	A	E3
L 1072	M.RFC	2.2uH			LK1608 2R2K-T	L1690634		1-	B	a4
L 1073	M.RFC	2.2uH			LK1608 2R2K-T	L1690634		1-	B	a4
L 1074	M.RFC	10uH		2%	KQ1008TE100G	L1691216		1-	B	a4
L 1075	COIL RF	278uH			#P613AN-0557Z=P3	L0022998		1-	A	E4
L 1076	M.RFC	2.2uH			LK1608 2R2K-T	L1690634		1-	B	a4
L 1077	M.RFC	2.2uH			LK1608 2R2K-T	L1690634		1-	B	a4
L 1301	M.RFC	0.015uH			TFL0816-15	L1690493		1-	A	C4
L 1302	M.RFC	0.047uH			TFL0816-47	L1690499		1-	A	C3
L 1303	M.RFC	0.15uH			LK1608 R15K-T	L1690409		1-	B	c4
L 1304	CHIP COIL	0.039uH		2%	LQW2BHN39NG03L	L1690798		1-	B	c4
L 1305	M.RFC	0.018uH		2%	C1608CB-18NG-RF	L1691035		1-	B	c4
L 1306	M.RFC	0.39uH		2%	C1608CB-R39G-RF	L1691107		1-	A	C5
L 1307	M.RFC	1uH			LK1608 1R0K-T	L1690687		1-	B	c5
L 1308	M.RFC	1uH			LK1608 1R0K-T	L1690687		1-	A	C4
L 1309	M.RFC	0.022uH			TFL0816-22	L1690495		1-	B	c4

# MAIN-Unit

## Parts List

REF	DESCRIPTION	VALUE	V/W	TOL.	MFR'S DESIG	VXSTD P/N	VERS.	LOT	SIDE	LAY ADR
L 1310	COIL				E2 0.3-1.1-3T-R	L0022579		1-	B	c4
L 1311	M.RFC	0.0047uH			TFL0816-4N7	L1690487		1-	B	c4
L 1312	M.RFC	1uH			LK1608 1R0K-T	L1690687		1-	B	c4
L 1313	M.RFC	1uH			LK1608 1R0K-T	L1690687		1-	A	C4
L 1314	M.RFC	0.39uH		2%	C1608CB-R39G-RF	L1691107		1-	A	C4
L 1315	M.RFC	1uH			LK1608 1R0K-T	L1690687		1-	B	b3
L 1401	M.RFC	4.7uH			LK1608 4R7K-T	L1690688		1-	A	D4
L 1402	M.RFC	0.39uH		2%	C1608CB-R39G-RF	L1691107		1-	A	D4
L 1403	M.RFC	0.22uH		2%	C1608CB-R22G-RF	L1691103		1-	A	D4
L 1404	M.RFC	0.22uH		2%	C1608CB-R22G-RF	L1691103		1-	A	D4
L 1405	M.RFC	0.22uH		2%	C1608CB-R22G-RF	L1691103		1-	A	D4
L 1406	M.RFC	0.39uH		2%	C1608CB-R39G-RF	L1691107		1-	A	D4
L 1407	M.RFC	0.39uH		2%	C1608CB-R39G-RF	L1691107		1-	A	D4
L 1408	M.RFC	0.39uH		2%	C1608CB-R39G-RF	L1691107		1-	A	D4
L 1409	M.RFC	10uH		2%	KQ1008TE100G	L1691216		1-	B	a4
L 1601	M.RFC	1uH			LK1608 1R0K-T	L1690687		1-	A	C5
L 1602	M.RFC	1uH			LK1608 1R0K-T	L1690687		1-	B	e2
L 1701	M.RFC	100uH			LLM3225-101J	L1691145		1-	B	d5
L 1702	M.RFC	1uH			LK1608 1R0K-T	L1690687		1-	B	d5
Q 1001	FET				RD70HVF1-101	G3090140		1-	A	C2
Q 1002	FET				RD07MVS1-T12	G3070320		1-	A	C3
Q 1003	FET				2SK2596BXTL-E	G3825967		1-	A	C3
Q 1004	TRANSISTOR				2SC5277-D2-TL	G3352778B		1-	B	a2
Q 1005	TRANSISTOR				2SC5006-T1	G3350068		1-	B	b2
Q 1006	TRANSISTOR				2SC5006-T1	G3350068		1-	B	b3
Q 1007	FET				3SK296ZQ-TL-E	G4802968		1-	A	D3
Q 1008	TRANSISTOR				2SC5006-T1	G3350068		1-	A	D3
Q 1009	FET				3SK296ZQ-TL-E	G4802968		1-	B	a3
Q 1010	FET				3SK296ZQ-TL-E	G4802968		1-	B	b4
Q 1011	FET				3SK296ZQ-TL-E	G4802968		1-	B	a2
Q 1012	TRANSISTOR				2SC5006-T1	G3350068		1-	A	D3
Q 1013	FET				3SK296ZQ-TL-E	G4802968		1-	B	b3
Q 1014	IC				LV24100LP-TLM-E	G1094371		1-	A	E4
Q 1301	TRANSISTOR				DTC144EE TL	G3070075		1-	B	d5
Q 1302	TRANSISTOR				DTC144EE TL	G3070075		1-	B	d5
Q 1303	TRANSISTOR				DTC144EE TL	G3070075		1-	A	C4
Q 1304	IC				MB15A02PFV1-G-BND-EFE1	G1092541		1-	A	C5
Q 1305	TRANSISTOR				2SA1774 TL R	G3117748R		1-	B	b4
Q 1306	TRANSISTOR				2SC4617 TL R	G3346178R		1-	B	b5
Q 1307	TRANSISTOR				2SC5006-T1	G3350068		1-	A	C4
Q 1308	TRANSISTOR				2SC5006-T1	G3350068		1-	B	c4
Q 1309	TRANSISTOR				2SC5006-T1	G3350068		1-	B	c4
Q 1310	TRANSISTOR				2SC5006-T1	G3350068		1-	A	C4
Q 1311	TRANSISTOR				2SC5006-T1	G3350068		1-	A	C4
Q 1312	TRANSISTOR				2SC5006-T1	G3350068		1-	B	c4
Q 1313	TRANSISTOR				2SC5006-T1	G3350068		1-	B	c4
Q 1314	TRANSISTOR				DTA144EE TL	G3070074		1-	B	c3
Q 1315	TRANSISTOR				DTC144EE TL	G3070075		1-	B	c3
Q 1316	TRANSISTOR				DTC144EE TL	G3070075		1-	B	c3
Q 1317	IC				LM2904PWR	G1094010		1-	B	c4
Q 1401	TRANSISTOR				2SC4617 TL R	G3346178R		1-	A	E4
Q 1402	TRANSISTOR				DTC144EE TL	G3070075		1-	A	E4
Q 1403	TRANSISTOR				2SC4915-O(TE85L.F)	G3349158O		1-	A	D4
Q 1404	TRANSISTOR				2SC4915-O(TE85L.F)	G3349158O		1-	A	D4
Q 1405	TRANSISTOR				2SC4915-O(TE85L.F)	G3349158O		1-	A	D4
Q 1406	TRANSISTOR				2SC4915-O(TE85L.F)	G3349158O		1-	A	D4
Q 1407	TRANSISTOR				2SC4915-O(TE85L.F)	G3349158O		1-	A	D4
Q 1408	IC				NJM2552V-TE1	G1094382		1-	A	E4
Q 1409	TRANSISTOR				DTA144EE TL	G3070074		1-	A	E5
Q 1410	TRANSISTOR				DTA144EE TL	G3070074		1-	B	a4
Q 1411	TRANSISTOR				DTA144EE TL	G3070074		1-	A	E4
Q 1412	TRANSISTOR				DTA114EE TL	G3070263		1-	A	D5
Q 1413	TRANSISTOR				DTA114EE TL	G3070263		1-	B	b5
Q 1415	TRANSISTOR				2SC4617 TL R	G3346178R		1-	B	a4
Q 1416	TRANSISTOR				DTC144EE TL	G3070075		1-	B	c5
Q 1417	TRANSISTOR				DTC144EE TL	G3070075		1-	B	c6
Q 1418	TRANSISTOR				DTC144EE TL	G3070075		1-	B	c6
Q 1419	IC				LM2902PWR	G1094009		1-	A	C6
Q 1420	IC				LM2904PWR	G1094010		1-	A	B3
Q 1501	IC				LM2902PWR	G1094009		1-	B	d4



# MAIN-Unit

## Parts List

REF	DESCRIPTION	VALUE	V/W	TOL.	MFR'S DESIG	VXSTD P/N	VERS.	LOT	SIDE	LAY ADR
Q 1502	TRANSISTOR				DTC144EE TL	G3070075		1-	B	d4
Q 1503	IC				LM2902PWR	G1094009		1-	B	c5
Q 1504	TRANSISTOR				2SC4617 TL R	G3346178R		1-	B	c5
Q 1505	IC				BU9253FS-E2	G1094359		1-	B	d4
Q 1506	IC				CD4053BPWR	G1093864		1-	A	B4
Q 1507	TRANSISTOR				DTC144EE TL	G3070075		1-	B	e5
Q 1508	IC				LM2904PWR	G1094010		1-	A	B4
Q 1509	IC				M62429FP-CF0R	G1093655		1-	A	A4
Q 1510	IC				CD4053BPWR	G1093864		1-	A	A4
Q 1511	IC				M61524FP-DF0G	G1094357		1-	A	A2
Q 1512	TRANSISTOR				DTC144EE TL	G3070075		1-	B	e3
Q 1601	FET				2SK397300L	G3839738		1-	B	e2
Q 1602	IC				TDA1519CTH	G1093778		1-	B	e2
Q 1603	FET				2SK397300L	G3839738		1-	B	e3
Q 1604	TRANSISTOR				DTC144EE TL	G3070075		1-	B	e3
Q 1605	TRANSISTOR				DTC144EE TL	G3070075		1-	B	e5
Q 1606	TRANSISTOR				DTC144EE TL	G3070075		1-	B	e3
Q 1607	TRANSISTOR				2SC4617 TL R	G3346178R		1-	B	e3
Q 1608	IC				TDA2822D013TR	G1091542		1-	B	e4
Q 1609	TRANSISTOR				2SC4617 TL R	G3346178R		1-	B	e5
Q 1610	TRANSISTOR				2SC4617 TL R	G3346178R		1-	B	e5
Q 1611	IC				TDA2822D013TR	G1091542		1-	B	e4
Q 1612	TRANSISTOR				2SC4617 TL R	G3346178R		1-	B	d4
Q 1613	TRANSISTOR				2SC4617 TL R	G3346178R		1-	B	d5
Q 1614	FET				2SK397300L	G3839738		1-	B	e2
Q 1701	TRANSISTOR				2SC4617 TL R	G3346178R		1-	B	d4
Q 1702	IC				BA09CC0FP(TAPE)	G1094432		1-	B	d2
Q 1703	TRANSISTOR				2SB1301-T2 ZQ/ZP	G3213017Q		1-	B	d1
Q 1704	IC				BA09CC0FP(TAPE)	G1094432		1-	B	d2
Q 1705	IC				NJM78M05DL1A-TE1	G1093660		1-	B	d3
Q 1706	IC				XC6201P402MR	G1094380		1-	B	a4
Q 1708	TRANSISTOR				DTC144EE TL	G3070075		1-	B	d1
Q 1709	IC				S-35190A-T8T1G	G1094356		1-	B	d5
Q 1710	TRANSISTOR				2SC4617 TL R	G3346178R		1-	A	A5
Q 1711	TRANSISTOR				2SC4617 TL R	G3346178R		1-	B	d5
Q 1712	IC				NJM78L05UA-TE1	G1091325		1-	B	e5
Q 1714	TRANSISTOR				2SC4617 TL R	G3346178R		1-	B	d5
Q 1715	IC				S-80823CNMC-B8I-T2G	G1093635		1-	B	d5
Q 1716	IC				M24256-BWDW6TP	G1094409		1-	A	A5
Q 1801	TRANSISTOR				IMT17 T110	G3070295		1-	B	d4
Q 1802	TRANSISTOR				DTC144EE TL	G3070075		1-	A	B4
Q 1803	TRANSISTOR				UMD5N TR	G3070343		1-	A	C5
Q 1804	TRANSISTOR				UMD5N TR	G3070343		1-	A	C5
Q 1805	TRANSISTOR				UMD5N TR	G3070343		1-	A	D5
Q 1806	TRANSISTOR				UMD5N TR	G3070343		1-	B	b5
Q 1807	TRANSISTOR				UMD5N TR	G3070343		1-	B	c5
Q 1808	TRANSISTOR				DTA143EE TL	G3070252		1-	A	B4
Q 1809	TRANSISTOR				DTA143EE TL	G3070252		1-	A	B4
Q 1810	TRANSISTOR				DTA144EE TL	G3070074		1-	A	B4
Q 1811	TRANSISTOR				DTC144EE TL	G3070075		1-	A	B4
Q 1812	TRANSISTOR				DTC144EE TL	G3070075		1-	B	d5
Q 1813	IC				HD64F2266TF13V(FLASH)	G1093813		1-	A	B5
Q 1814	IC				TC7W53FU(TE12L_F)	G1094158		1-	A	A4
Q 1816	IC				BA00CC0WFP-E2	G1094424		1-	B	e5
Q 1817	TRANSISTOR				DTC144EE TL	G3070075		1-	B	e5
Q 1818	TRANSISTOR				DTC144EE TL	G3070075		5-	A	D5
R 1001	CHIP RES.	47	1/16W	5%	RMC1/16S 470JTH	J24189009		1-	B	c2
R 1002	CHIP RES.	47	1/16W	5%	RMC1/16S 470JTH	J24189009		1-	B	c2
R 1003	CHIP RES.	47	1/16W	5%	RMC1/16S 470JTH	J24189009		1-	B	c2
R 1004	CHIP RES.	22k	1/16W	5%	RMC1/16S 223JTH	J24189041		1-	B	d2
R 1005	CHIP RES.	8.2k	1/16W	5%	RMC1/16S 822JTH	J24189036		1-	B	d2
R 1006	CHIP RES.	3.3k	1/16W	5%	RMC1/16S 332JTH	J24189031		1-	B	c2
R 1007	CHIP RES.	3.3k	1/16W	5%	RMC1/16S 332JTH	J24189031		1-	B	d2
R 1008	CHIP RES.	3.3k	1/16W	5%	RMC1/16S 332JTH	J24189031		1-	B	c2
R 1009	CHIP RES.	3.3k	1/16W	5%	RMC1/16S 332JTH	J24189031		1-	B	c2
R 1010	CHIP RES.	3.3k	1/16W	5%	RMC1/16S 332JTH	J24189031		1-	B	c2
R 1011	CHIP RES.	3.3k	1/16W	5%	RMC1/16S 332JTH	J24189031		1-	B	c2
R 1012	CHIP RES.	1k	1/16W	5%	RMC1/16 102JATP	J24185102		1-	A	B2
R 1013	CHIP RES.	1k	1/16W	5%	RMC1/16 102JATP	J24185102		1-	A	B2
R 1014	CHIP RES.	1k	1/16W	5%	RMC1/16 102JATP	J24185102		1-	A	B2

# MAIN-Unit

## Parts List

REF	DESCRIPTION	VALUE	V/W	TOL.	MFR'S DESIG	VXSTD P/N	VERS.	LOT	SIDE	LAY ADR
R 1015	CHIP RES.	1k	1/16W	5%	RMC1/16 102JATP	J24185102		1-	A	B2
R 1016	CHIP RES.	47	1/16W	5%	RMC1/16S 470JTH	J24189009		1-	B	d3
R 1017	CHIP RES.	8.2k	1/16W	5%	RMC1/16S 822JTH	J24189036		1-	B	c3
R 1018	CHIP RES.	68k	1/16W	5%	RMC1/16S 683JTH	J24189047		1-	B	c3
R 1019	CHIP RES.	12k	1/16W	5%	RMC1/16S 123JTH	J24189038		1-	B	c3
R 1020	CHIP RES.	82	1/16W	5%	RMC1/16S 820JTH	J24189012		1-	B	c3
R 1021	CHIP RES.	82	1/16W	5%	RMC1/16S 820JTH	J24189012		1-	B	c3
R 1022	CHIP RES.	1.5k	1/16W	5%	RMC1/16S 152JTH	J24189027		1-	A	B3
R 1023	CHIP RES.	1.5k	1/16W	5%	RMC1/16S 152JTH	J24189027		1-	A	B3
R 1024	CHIP RES.	1.5k	1/16W	5%	RMC1/16S 152JTH	J24189027		1-	A	B3
R 1025	CHIP RES.	1.5k	1/16W	5%	RMC1/16S 152JTH	J24189027		1-	A	B3
R 1026	CHIP RES.	1.5k	1/16W	5%	RMC1/16S 152JTH	J24189027		1-	A	B3
R 1027	CHIP RES.	1.5k	1/16W	5%	RMC1/16S 152JTH	J24189027		1-	A	B3
R 1029	CHIP RES.	33	1/16W	5%	RMC1/16S 330JTH	J24189007		1	A	C3
R 1030	CHIP RES.	33	1/16W	5%	RMC1/16S 330JTH	J24189007		1	A	C3
R 1035	CHIP RES.	47	1/16W	5%	RMC1/16S 470JTH	J24189009		1-	A	C3
R 1036	CHIP RES.	220	1/16W	5%	RMC1/16S 221JTH	J24189017		1	A	C3
R 1037	CHIP RES.	220	1/16W	5%	RMC1/16S 221JTH	J24189017		1	A	C3
R 1038	CHIP RES.	27k	1/16W	5%	RMC1/16S 273JTH	J24189042		1-	B	c3
R 1039	CHIP RES.	220	1/16W	5%	RMC1/16S 221JTH	J24189017		1-	B	c3
R 1040	CHIP RES.	22k	1/16W	5%	RMC1/16S 223JTH	J24189041		1-	B	c3
R 1041	CHIP RES.	4.7k	1/16W	5%	RMC1/16S 472JTH	J24189033		1-	A	C3
R 1042	CHIP RES.	10k	1/16W	5%	RMC1/16S 103JTH	J24189037		1-	B	a2
R 1043	CHIP RES.	10k	1/16W	5%	RMC1/16S 103JTH	J24189037		1-	B	a1
R 1044	CHIP RES.	33k	1/16W	5%	RMC1/16S 333JTH	J24189043		1-	B	b3
R 1045	CHIP RES.	10k	1/16W	5%	RMC1/16S 103JTH	J24189037		1-	A	E3
R 1046	CHIP RES.	10k	1/16W	5%	RMC1/16S 103JTH	J24189037		1-	A	E3
R 1047	CHIP RES.	680	1/16W	5%	RMC1/16S 681JTH	J24189023		1-	A	D3
R 1048	CHIP RES.	680	1/16W	5%	RMC1/16S 681JTH	J24189023		1-	A	D3
R 1049	CHIP RES.	680	1/16W	5%	RMC1/16S 681JTH	J24189023		1-	A	D3
R 1050	CHIP RES.	680	1/16W	5%	RMC1/16S 681JTH	J24189023		1-	A	D3
R 1051	CHIP RES.	680	1/16W	5%	RMC1/16S 681JTH	J24189023		1-	A	D3
R 1052	CHIP RES.	560	1/16W	5%	RMC1/16S 561JTH	J24189022		1-	A	D3
R 1053	CHIP RES.	560	1/16W	5%	RMC1/16S 561JTH	J24189022		1-	A	D3
R 1054	CHIP RES.	560	1/16W	5%	RMC1/16S 561JTH	J24189022		1-	A	D3
R 1055	CHIP RES.	560	1/16W	5%	RMC1/16S 561JTH	J24189022		1-	A	D3
R 1056	CHIP RES.	560	1/16W	5%	RMC1/16S 561JTH	J24189022		1-	A	D3
R 1057	CHIP RES.	15	1/16W	5%	RMC1/16S 150JTH	J24189003		1-	A	D3
R 1058	CHIP RES.	15	1/16W	5%	RMC1/16S 150JTH	J24189003		1-	A	D3
R 1059	CHIP RES.	15	1/16W	5%	RMC1/16S 150JTH	J24189003		1-	A	D3
R 1060	CHIP RES.	15	1/16W	5%	RMC1/16S 150JTH	J24189003		1-	A	D3
R 1061	CHIP RES.	1M	1/16W	5%	RMC1/16S 105JTH	J24189061		1-	B	a2
R 1062	CHIP RES.	10k	1/16W	5%	RMC1/16S 103JTH	J24189037		1-	B	a2
R 1063	CHIP RES.	10k	1/16W	5%	RMC1/16S 103JTH	J24189037		1-	B	a2
R 1064	CHIP RES.	10k	1/16W	5%	RMC1/16S 103JTH	J24189037		1-	B	b2
R 1065	CHIP RES.	10k	1/16W	5%	RMC1/16S 103JTH	J24189037		1-	B	b2
R 1066	CHIP RES.	220	1/16W	5%	RMC1/16S 221JTH	J24189017		1-	B	b3
R 1067	CHIP RES.	220	1/16W	5%	RMC1/16S 221JTH	J24189017		1-	B	b3
R 1068	CHIP RES.	220	1/16W	5%	RMC1/16S 221JTH	J24189017		1-	B	b3
R 1069	CHIP RES.	220	1/16W	5%	RMC1/16S 221JTH	J24189017		1-	B	b3
R 1070	CHIP RES.	220	1/16W	5%	RMC1/16S 221JTH	J24189017		1-	B	b3
R 1071	CHIP RES.	220	1/16W	5%	RMC1/16S 221JTH	J24189017		1-	B	c3
R 1072	CHIP RES.	220	1/16W	5%	RMC1/16S 221JTH	J24189017		1-	B	c3
R 1073	CHIP RES.	220	1/16W	5%	RMC1/16S 221JTH	J24189017		1-	B	c3
R 1074	CHIP RES.	220	1/16W	5%	RMC1/16S 221JTH	J24189017		1-	B	c3
R 1075	CHIP RES.	27	1/16W	5%	RMC1/16S 270JTH	J24189006		1-	B	c3
R 1076	CHIP RES.	27	1/16W	5%	RMC1/16S 270JTH	J24189006		1-	B	c3
R 1077	CHIP RES.	27	1/16W	5%	RMC1/16S 270JTH	J24189006		1-	B	c3
R 1078	CHIP RES.	100k	1/16W	5%	RMC1/16S 104JTH	J24189049		1-	B	b2
R 1079	CHIP RES.	33k	1/16W	5%	RMC1/16S 333JTH	J24189043		1-	B	a2
R 1080	CHIP RES.	100	1/16W	5%	RMC1/16S 101JTH	J24189013		1-	B	b2
R 1081	CHIP RES.	1k	1/16W	5%	RMC1/16S 102JTH	J24189025		1-	B	a2
R 1082	CHIP RES.	100k	1/16W	5%	RMC1/16S 104JTH	J24189049		1-	B	b3
R 1083	CHIP RES.	100k	1/16W	5%	RMC1/16S 104JTH	J24189049		1-	B	b3
R 1084	CHIP RES.	100	1/16W	5%	RMC1/16S 101JTH	J24189013		1-	B	b3
R 1085	CHIP RES.	47k	1/16W	5%	RMC1/16S 473JTH	J24189045		1-	B	b3
R 1086	CHIP RES.	560k	1/16W	5%	RMC1/16S 564JTH	J24189058		1-	B	b3
R 1087	CHIP RES.	100k	1/16W	5%	RMC1/16S 104JTH	J24189049		1-	B	b3
R 1088	CHIP RES.	100	1/16W	5%	RMC1/16S 101JTH	J24189013		1-	B	b3
R 1089	CHIP RES.	470	1/16W	5%	RMC1/16S 471JTH	J24189021		1-	B	b3

# MAIN-Unit

## Parts List

REF	DESCRIPTION	VALUE	V/W	TOL.	MFR'S DESIG	VXSTD P/N	VERS.	LOT	SIDE	LAY ADR
R 1090	CHIP RES.	100	1/16W	5%	RMC1/16S 101JTH	J24189013		1-4	B	b3
R 1090	CHIP RES.	22	1/16W	5%	RMC1/16S 220JTH	J24189005	W/ CE LABEL	5-	B	b3
R 1090	CHIP RES.	100	1/16W	5%	RMC1/16S 101JTH	J24189013	W/O CE LABEL	5-	B	b3
R 1091	CHIP RES.	4.7k	1/16W	5%	RMC1/16S 472JTH	J24189033		1-	B	a2
R 1092	CHIP RES.	4.7k	1/16W	5%	RMC1/16S 472JTH	J24189033		1-	A	E3
R 1093	CHIP RES.	470k	1/16W	5%	RMC1/16S 474JTH	J24189057		1-	A	E3
R 1094	CHIP RES.	47k	1/16W	0.5%	RR0510R-473-D	J24189159		1-	A	D3
R 1095	CHIP RES.	10k	1/16W	5%	RMC1/16S 103JTH	J24189037		1-	A	E3
R 1097	CHIP RES.	47	1/16W	5%	RMC1/16S 470JTH	J24189009		1-	A	D3
R 1098	CHIP RES.	470	1/16W	5%	RMC1/16S 471JTH	J24189021		1-	A	D4
R 1099	CHIP RES.	100	1/16W	5%	RMC1/16S 101JTH	J24189013		1-	A	D4
R 1100	CHIP RES.	820k	1/16W	5%	RMC1/16S 824JTH	J24189060		1-	A	D4
R 1101	CHIP RES.	4.7k	1/16W	5%	RMC1/16S 472JTH	J24189033		1-	A	D4
R 1102	CHIP RES.	470	1/16W	5%	RMC1/16S 471JTH	J24189021		1-	A	D4
R 1103	CHIP RES.	4.7k	1/16W	5%	RMC1/16S 472JTH	J24189033		1-	B	a3
R 1104	CHIP RES.	4.7k	1/16W	5%	RMC1/16S 472JTH	J24189033		1-	B	a3
R 1105	CHIP RES.	100k	1/16W	5%	RMC1/16S 104JTH	J24189049		1-	B	a3
R 1107	CHIP RES.	82k	1/16W	0.5%	RR0510R-823-D	J24189165		1-	B	a3
R 1109	CHIP RES.	10k	1/16W	0.5%	RR0510P-103-D	J24189143		1-	B	a3
R 1110	CHIP RES.	15	1/16W	5%	RMC1/16S 150JTH	J24189003		1-	B	a3
R 1111	CHIP RES.	2.2k	1/16W	5%	RMC1/16S 222JTH	J24189029		1-	B	a3
R 1112	CHIP RES.	0	1/16W	5%	RMC1/16S JPTH	J24189070		1-	B	a3
R 1113	CHIP RES.	220k	1/16W	5%	RMC1/16S 224JTH	J24189053		1-	B	b4
R 1114	CHIP RES.	220k	1/16W	5%	RMC1/16S 224JTH	J24189053		1-	B	b3
R 1115	CHIP RES.	220k	1/16W	5%	RMC1/16S 224JTH	J24189053		1-	B	b3
R 1116	CHIP RES.	15k	1/16W	5%	RMC1/16S 153JTH	J24189039		1-	B	b4
R 1117	CHIP RES.	120k	1/16W	5%	RMC1/16S 124JTH	J24189050		1-	B	b4
R 1118	CHIP RES.	47k	1/16W	5%	RMC1/16S 473JTH	J24189045		1-	B	b4
R 1119	CHIP RES.	220k	1/16W	5%	RMC1/16S 224JTH	J24189053		1-	B	b4
R 1120	CHIP RES.	150	1/16W	5%	RMC1/16S 151JTH	J24189015		1-	B	b4
R 1121	CHIP RES.	470	1/16W	5%	RMC1/16S 471JTH	J24189021		1-	B	b4
R 1122	CHIP RES.	47	1/16W	5%	RMC1/16S 470JTH	J24189009		1-	B	a2
R 1123	CHIP RES.	47k	1/16W	0.5%	RR0510R-473-D	J24189159		1-	B	a2
R 1124	CHIP RES.	100k	1/16W	0.5%	RR0510R-104-D	J24189167		1-	B	a2
R 1125	CHIP RES.	47	1/16W	5%	RMC1/16S 470JTH	J24189009		1-	B	a2
R 1126	CHIP RES.	330k	1/16W	5%	RMC1/16S 334JTH	J24189055		1-	B	a2
R 1127	CHIP RES.	100k	1/16W	5%	RMC1/16S 104JTH	J24189049		1-	B	a2
R 1129	CHIP RES.	10	1/16W	5%	RMC1/16S 100JTH	J24189001		1-	A	E3
R 1130	CHIP RES.	4.7k	1/16W	5%	RMC1/16S 472JTH	J24189033		1-	A	D3
R 1131	CHIP RES.	100	1/16W	5%	RMC1/16S 101JTH	J24189013		1-	A	D3
R 1132	CHIP RES.	47k	1/16W	5%	RMC1/16S 473JTH	J24189045		1-	A	D3
R 1134	CHIP RES.	1M	1/16W	5%	RMC1/16S 105JTH	J24189061		1-	A	D3
R 1135	CHIP RES.	1k	1/16W	5%	RMC1/16S 102JTH	J24189025		1-	A	D3
R 1136	CHIP RES.	4.7k	1/16W	5%	RMC1/16S 472JTH	J24189033		1-	B	a3
R 1137	CHIP RES.	100	1/16W	5%	RMC1/16S 101JTH	J24189013		1-	B	b3
R 1138	CHIP RES.	100k	1/16W	5%	RMC1/16S 104JTH	J24189049		1-	B	b3
R 1139	CHIP RES.	100k	1/16W	5%	RMC1/16S 104JTH	J24189049		1-	B	b3
R 1140	CHIP RES.	100k	1/16W	5%	RMC1/16S 104JTH	J24189049		1-	B	b3
R 1141	CHIP RES.	47k	1/16W	5%	RMC1/16S 473JTH	J24189045		1-	B	b3
R 1142	CHIP RES.	33k	1/16W	5%	RMC1/16S 333JTH	J24189043		1-	B	b3
R 1143	CHIP RES.	220k	1/16W	5%	RMC1/16S 224JTH	J24189053		1-	B	b3
R 1144	CHIP RES.	100	1/16W	5%	RMC1/16S 101JTH	J24189013		1-	B	b3
R 1145	CHIP RES.	220k	1/16W	5%	RMC1/16S 224JTH	J24189053		1-	B	b3
R 1146	CHIP RES.	1k	1/16W	5%	RMC1/16S 102JTH	J24189025		1-	B	b3
R 1147	CHIP RES.	150	1/16W	5%	RMC1/16S 151JTH	J24189015		1-	B	b3
R 1149	CHIP RES.	39k	1/16W	5%	RMC1/16S 393JTH	J24189044		1-	B	a4
R 1150	CHIP RES.	39k	1/16W	5%	RMC1/16S 393JTH	J24189044		1-	B	a4
R 1151	CHIP RES.	39k	1/16W	5%	RMC1/16S 393JTH	J24189044		1-	B	a4
R 1152	CHIP RES.	10k	1/16W	5%	RMC1/16S 103JTH	J24189037		1-	B	a4
R 1153	CHIP RES.	10k	1/16W	5%	RMC1/16S 103JTH	J24189037		1-	B	a4
R 1154	CHIP RES.	10k	1/16W	5%	RMC1/16S 103JTH	J24189037		1-	B	a4
R 1155	CHIP RES.	47	1/16W	5%	RMC1/16S 470JTH	J24189009		1-	A	D3
R 1156	CHIP RES.	47	1/16W	5%	RMC1/16S 470JTH	J24189009		1-	B	a3
R 1157	CHIP RES.	100k	1/16W	5%	RMC1/16S 104JTH	J24189049		1-	B	b4
R 1158	CHIP RES.	100k	1/16W	5%	RMC1/16S 104JTH	J24189049		1-	B	b4
R 1159	CHIP RES.	0	1/16W	5%	RMC1/16 000JATP	J24185000		1-	B	a2
R 1160	CHIP RES.	22	1/16W	5%	RMC1/16S 220JTH	J24189005		1-	A	E2
R 1161	CHIP RES.	22	1/16W	5%	RMC1/16S 220JTH	J24189005		1-	A	E2
R 1163	CHIP RES.	22	1/16W	5%	RMC1/16S 220JTH	J24189005		1-	A	E2
R 1164	CHIP RES.	560	1/16W	5%	RMC1/16S 561JTH	J24189022		1-	A	D3

# MAIN-Unit

## Parts List

REF	DESCRIPTION	VALUE	V/W	TOL.	MFR'S DESIG	VXSTD P/N	VERS.	LOT	SIDE	LAY ADR
R 1165	CHIP RES.	560	1/16W	5%	RMC1/16S 561JTH	J24189022		1-	A	D3
R 1166	CHIP RES.	560	1/16W	5%	RMC1/16S 561JTH	J24189022		1-	A	D3
R 1167	CHIP RES.	100	1/16W	5%	RMC1/16S 101JTH	J24189013		1-	B	a2
R 1168	CHIP RES.	0	1/16W	5%	RMC1/16 000JATP	J24185000		1-	A	C3
R 1169	CHIP RES.	2.2k	1/16W	5%	RMC1/16S 222JTH	J24189029		1-	B	a2
R 1301	CHIP RES.	470k	1/16W	5%	RMC1/16S 474JTH	J24189057		1-	B	d5
R 1302	CHIP RES.	1M	1/16W	5%	RMC1/16S 105JTH	J24189061		1-	B	d5
R 1303	CHIP RES.	18k	1/16W	0.5%	RR0510R-183-D	J24189149		1-	B	b5
R 1304	CHIP RES.	68k	1/16W	0.5%	RR0510R-683-D	J24189163		1-	B	b4
R 1305	CHIP RES.	0	1/16W	5%	RMC1/16S JPTH	J24189070		1-	B	b4
R 1306	CHIP RES.	150k	1/16W	5%	RMC1/16S 154JTH	J24189051		1-	B	b4
R 1307	CHIP RES.	150k	1/16W	5%	RMC1/16S 154JTH	J24189051		1-	B	b4
R 1308	CHIP RES.	47k	1/16W	5%	RMC1/16S 473JTH	J24189045		1-	A	D4
R 1309	CHIP RES.	330k	1/16W	5%	RMC1/16S 334JTH	J24189055		1-	A	C4
R 1310	CHIP RES.	330k	1/16W	5%	RMC1/16S 334JTH	J24189055		1-	A	D4
R 1311	CHIP RES.	100k	1/16W	0.5%	RR0510R-104-D	J24189167		1-	B	d5
R 1312	CHIP RES.	3.3k	1/16W	5%	RMC1/16S 332JTH	J24189031		1-	A	D5
R 1313	CHIP RES.	100k	1/16W	5%	RMC1/16S 104JTH	J24189049		1-	A	C5
R 1314	CHIP RES.	100k	1/16W	5%	RMC1/16S 104JTH	J24189049		1-	A	C5
R 1315	CHIP RES.	100k	1/16W	5%	RMC1/16S 104JTH	J24189049		1-	B	d5
R 1316	CHIP RES.	39k	1/16W	0.5%	RR0510R-393-D	J24189157		1-	B	d5
R 1317	CHIP RES.	100	1/16W	5%	RMC1/16S 101JTH	J24189013		1-	A	C4
R 1318	CHIP RES.	18k	1/16W	5%	RMC1/16S 183JTH	J24189040		1-	B	c5
R 1319	CHIP RES.	4.7k	1/16W	5%	RMC1/16S 472JTH	J24189033		1-	B	b5
R 1320	CHIP RES.	47	1/16W	5%	RMC1/16S 470JTH	J24189009		1-	B	b4
R 1321	CHIP RES.	220k	1/16W	5%	RMC1/16S 224JTH	J24189053		1-	A	C4
R 1322	CHIP RES.	100k	1/16W	5%	RMC1/16S 104JTH	J24189049		1-	B	c5
R 1323	CHIP RES.	22k	1/16W	5%	RMC1/16S 223JTH	J24189041		1-	A	C5
R 1324	CHIP RES.	10k	1/16W	5%	RMC1/16S 103JTH	J24189037		1-	A	C5
R 1325	CHIP RES.	10k	1/16W	5%	RMC1/16S 103JTH	J24189037		1-	A	C5
R 1326	CHIP RES.	10k	1/16W	5%	RMC1/16S 103JTH	J24189037		1-	A	C5
R 1327	CHIP RES.	100	1/16W	5%	RMC1/16S 101JTH	J24189013		1-	A	C4
R 1328	CHIP RES.	680	1/16W	5%	RMC1/16S 681JTH	J24189023		1-	A	C4
R 1329	CHIP RES.	330	1/16W	5%	RMC1/16S 331JTH	J24189019		1-	A	C4
R 1330	CHIP RES.	150	1/16W	5%	RMC1/16S 151JTH	J24189015		1-	A	C4
R 1331	CHIP RES.	2.2k	1/16W	5%	RMC1/16S 222JTH	J24189029		1-	A	C4
R 1332	CHIP RES.	680k	1/16W	5%	RMC1/16S 684JTH	J24189059		1-	A	C4
R 1333	CHIP RES.	2.2k	1/16W	5%	RMC1/16S 222JTH	J24189029		1-	A	C4
R 1334	CHIP RES.	10k	1/16W	5%	RMC1/16S 103JTH	J24189037		1-	A	C4
R 1335	CHIP RES.	10k	1/16W	5%	RMC1/16S 103JTH	J24189037		1-	A	B4
R 1336	CHIP RES.	1k	1/16W	5%	RMC1/16S 102JTH	J24189025		1	A	C4
R 1337	CHIP RES.	150	1/16W	5%	RMC1/16S 151JTH	J24189015		1	A	C4
R 1338	CHIP RES.	47	1/16W	5%	RMC1/16S 470JTH	J24189009		1-	A	C4
R 1339	CHIP RES.	100	1/16W	5%	RMC1/16S 101JTH	J24189013		1-	A	C4
R 1340	CHIP RES.	100	1/16W	5%	RMC1/16S 101JTH	J24189013		1-	A	C4
R 1341	CHIP RES.	47	1/16W	5%	RMC1/16S 470JTH	J24189009		1-	A	C4
R 1342	CHIP RES.	100	1/16W	5%	RMC1/16S 101JTH	J24189013		1-	A	D4
R 1343	CHIP RES.	0	1/16W	5%	RMC1/16S JPTH	J24189070		1-	A	C4
R 1344	CHIP RES.	100k	1/16W	5%	RMC1/16S 104JTH	J24189049		1-	A	C4
R 1345	CHIP RES.	47	1/16W	5%	RMC1/16S 470JTH	J24189009		1-	A	C4
R 1346	CHIP RES.	100	1/16W	5%	RMC1/16S 101JTH	J24189013		1-	A	C4
R 1347	CHIP RES.	220	1/16W	5%	RMC1/16S 221JTH	J24189017		1-	A	C4
R 1348	CHIP RES.	1k	1/16W	5%	RMC1/16S 102JTH	J24189025		1-	B	c4
R 1349	CHIP RES.	33k	1/16W	5%	RMC1/16S 333JTH	J24189043		1-	B	c4
R 1350	CHIP RES.	1k	1/16W	5%	RMC1/16S 102JTH	J24189025		1-	B	c4
R 1351	CHIP RES.	220	1/16W	5%	RMC1/16S 221JTH	J24189017		1-	B	c4
R 1352	CHIP RES.	15k	1/16W	5%	RMC1/16S 153JTH	J24189039		1-	B	c4
R 1353	CHIP RES.	22k	1/16W	5%	RMC1/16S 223JTH	J24189041		1-	B	c4
R 1354	CHIP RES.	3.3k	1/16W	5%	RMC1/16S 332JTH	J24189031		1-	B	c4
R 1355	CHIP RES.	270	1/16W	5%	RMC1/16S 271JTH	J24189018		1-	B	c5
R 1356	CHIP RES.	100k	1/16W	5%	RMC1/16S 104JTH	J24189049		1-	B	c5
R 1357	CHIP RES.	470	1/16W	5%	RMC1/16S 471JTH	J24189021		1-	B	c5
R 1359	CHIP RES.	22	1/16W	5%	RMC1/16S 220JTH	J24189005		1-4	A	C4
R 1359	CHIP RES.	100	1/16W	5%	RMC1/16S 101JTH	J24189013	W/ CE LABEL	5-	A	C4
R 1359	CHIP RES.	22	1/16W	5%	RMC1/16S 220JTH	J24189005	W/O CE LABEL	5-	A	C4
R 1360	CHIP RES.	33k	1/16W	5%	RMC1/16S 333JTH	J24189043		1-	A	C4
R 1361	CHIP RES.	10k	1/16W	5%	RMC1/16S 103JTH	J24189037		1-	A	C4
R 1362	CHIP RES.	47	1/16W	5%	RMC1/16S 470JTH	J24189009		1-	A	C4
R 1363	CHIP RES.	470	1/16W	5%	RMC1/16S 471JTH	J24189021		1-	B	c4
R 1364	CHIP RES.	33k	1/16W	5%	RMC1/16S 333JTH	J24189043		1-	B	c4



# MAIN-Unit

## Parts List

REF	DESCRIPTION	VALUE	V/W	TOL.	MFR'S DESIG	VXSTD P/N	VERS.	LOT	SIDE	LAY ADR
R 1365	CHIP RES.	47	1/16W	5%	RMC1/16S 470JTH	J24189009		1-	B	c4
R 1366	CHIP RES.	680	1/16W	5%	RMC1/16S 681JTH	J24189023		1-	B	c4
R 1367	CHIP RES.	15k	1/16W	0.5%	RR0510R-153-D	J24189147		1-	B	c4
R 1368	CHIP RES.	22k	1/16W	0.5%	RR0510R-223-D	J24189151		1-	B	c4
R 1369	CHIP RES.	3.3k	1/16W	5%	RMC1/16S 332JTH	J24189031		1-	B	c4
R 1370	CHIP RES.	180	1/16W	5%	RMC1/16S 181JTH	J24189016		1-	B	c4
R 1371	CHIP RES.	180k	1/16W	5%	RMC1/16S 184JTH	J24189052		1-	B	c5
R 1372	CHIP RES.	470	1/16W	5%	RMC1/16S 471JTH	J24189021		1-	B	c5
R 1373	CHIP RES.	10k	1/16W	5%	RMC1/16S 103JTH	J24189037		1-	A	C5
R 1374	CHIP RES.	6.8k	1/16W	5%	RMC1/16S 682JTH	J24189035		1-	B	c3
R 1375	CHIP RES.	1k	1/16W	5%	RMC1/16S 102JTH	J24189025		1-	B	b3
R 1376	CHIP RES.	3.3k	1/16W	5%	RMC1/16S 332JTH	J24189031		1-	B	c3
R 1377	CHIP RES.	100k	1/16W	5%	RMC1/16S 104JTH	J24189049		1-	B	b3
R 1378	CHIP RES.	100	1/16W	5%	RMC1/16S 101JTH	J24189013		1-	B	c3
R 1379	CHIP RES.	100	1/16W	5%	RMC1/16S 101JTH	J24189013		1-	B	c3
R 1380	CHIP RES.	330k	1/16W	5%	RMC1/16S 334JTH	J24189055		1-	B	b4
R 1381	CHIP RES.	10k	1/16W	5%	RMC1/16S 103JTH	J24189037		1-	B	b4
R 1382	CHIP RES.	68k	1/16W	0.5%	RR0510R-683-D	J24189163		1-	B	c4
R 1383	CHIP RES.	10k	1/16W	5%	RMC1/16S 103JTH	J24189037		1-	B	c4
R 1384	CHIP RES.	100k	1/16W	5%	RMC1/16S 104JTH	J24189049		1-	B	c4
R 1385	CHIP RES.	100k	1/16W	0.5%	RR0510R-104-D	J24189167		1-	B	c4
R 1386	CHIP RES.	330k	1/16W	5%	RMC1/16S 334JTH	J24189055		1-	B	c4
R 1387	CHIP RES.	2.2M	1/16W	5%	RMC1/16S 225JTH	J24189065		1-	B	c4
R 1388	CHIP RES.	27k	1/16W	5%	RMC1/16S 273JTH	J24189042		1-	B	b4
R 1389	CHIP RES.	8.2k	1/16W	5%	RMC1/16S 822JTH	J24189036		1-	B	b5
R 1390	CHIP RES.	330k	1/16W	5%	RMC1/16S 334JTH	J24189055		1-	B	b4
R 1401	CHIP RES.	10k	1/16W	0.5%	RR0510P-103-D	J24189143		1-	A	E4
R 1402	CHIP RES.	10k	1/16W	0.5%	RR0510P-103-D	J24189143		1-	A	D4
R 1403	CHIP RES.	100	1/16W	5%	RMC1/16S 101JTH	J24189013		1-	A	E4
R 1404	CHIP RES.	100k	1/16W	5%	RMC1/16S 104JTH	J24189049		1-	A	E4
R 1406	CHIP RES.	1M	1/16W	5%	RMC1/16S 105JTH	J24189061		1-	A	D4
R 1407	CHIP RES.	100k	1/16W	5%	RMC1/16S 104JTH	J24189049		1-	A	D4
R 1408	CHIP RES.	1k	1/16W	5%	RMC1/16S 102JTH	J24189025		1-	A	D4
R 1409	CHIP RES.	1k	1/16W	5%	RMC1/16S 102JTH	J24189025		1-	A	D5
R 1410	CHIP RES.	220k	1/16W	5%	RMC1/16S 224JTH	J24189053		1-	A	D4
R 1411	CHIP RES.	1M	1/16W	5%	RMC1/16S 105JTH	J24189061		1-	A	D4
R 1412	CHIP RES.	1k	1/16W	5%	RMC1/16S 102JTH	J24189025		1-	A	D4
R 1413	CHIP RES.	100	1/16W	5%	RMC1/16S 101JTH	J24189013		1-	A	D4
R 1414	CHIP RES.	820k	1/16W	5%	RMC1/16S 824JTH	J24189060		1-	A	D4
R 1415	CHIP RES.	100	1/16W	5%	RMC1/16S 101JTH	J24189013		1-	A	D4
R 1416	CHIP RES.	100k	1/16W	5%	RMC1/16S 104JTH	J24189049		1-	A	D4
R 1417	CHIP RES.	330	1/16W	5%	RMC1/16S 331JTH	J24189019		1-	A	D4
R 1418	CHIP RES.	100	1/16W	5%	RMC1/16S 101JTH	J24189013		1-	A	D4
R 1419	CHIP RES.	1k	1/16W	5%	RMC1/16S 102JTH	J24189025		1-	A	E4
R 1420	CHIP RES.	2.2k	1/16W	5%	RMC1/16S 222JTH	J24189029		1-	A	D4
R 1421	CHIP RES.	100	1/16W	5%	RMC1/16S 101JTH	J24189013		1-	A	D4
R 1422	CHIP RES.	100	1/16W	5%	RMC1/16S 101JTH	J24189013		1-	A	D4
R 1423	CHIP RES.	560	1/16W	5%	RMC1/16S 561JTH	J24189022		1-	A	D4
R 1424	CHIP RES.	330k	1/16W	5%	RMC1/16S 334JTH	J24189055		1-	A	D4
R 1425	CHIP RES.	330	1/16W	5%	RMC1/16S 331JTH	J24189019		1-	A	D4
R 1426	CHIP RES.	22	1/16W	5%	RMC1/16S 220JTH	J24189005		1-	A	D4
R 1428	CHIP RES.	100	1/16W	5%	RMC1/16S 101JTH	J24189013		1-	A	D4
R 1429	CHIP RES.	1k	1/16W	5%	RMC1/16S 102JTH	J24189025		1-	A	D4
R 1430	CHIP RES.	100	1/16W	5%	RMC1/16S 101JTH	J24189013		1-	A	E4
R 1431	CHIP RES.	47	1/16W	5%	RMC1/16S 470JTH	J24189009		1-	B	a4
R 1432	CHIP RES.	22k	1/16W	5%	RMC1/16S 223JTH	J24189041		1-	B	a4
R 1433	CHIP RES.	150k	1/16W	5%	RMC1/16S 154JTH	J24189051		1-	B	a4
R 1434	CHIP RES.	2.2k	1/16W	5%	RMC1/16S 222JTH	J24189029		1-	B	a4
R 1436	CHIP RES.	4.7k	1/16W	5%	RMC1/16S 472JTH	J24189033		1-	B	a4
R 1437	CHIP RES.	100k	1/16W	5%	RMC1/16S 104JTH	J24189049		1-	A	C5
R 1438	CHIP RES.	1k	1/16W	5%	RMC1/16S 102JTH	J24189025		1-	A	E4
R 1439	CHIP RES.	3.3k	1/16W	5%	RMC1/16S 332JTH	J24189031		1-	A	E4
R 1440	CHIP RES.	330	1/16W	5%	RMC1/16S 331JTH	J24189019		1-	B	a4
R 1441	CHIP RES.	3.3k	1/16W	5%	RMC1/16S 332JTH	J24189031		1-	A	E4
R 1442	CHIP RES.	22k	1/16W	5%	RMC1/16S 223JTH	J24189041		1-	A	E5
R 1443	CHIP RES.	22k	1/16W	5%	RMC1/16S 223JTH	J24189041		1-	A	D5
R 1444	CHIP RES.	22k	1/16W	5%	RMC1/16S 223JTH	J24189041		1-	A	E5
R 1447	CHIP RES.	470	1/16W	5%	RMC1/16S 471JTH	J24189021		1-	A	E5
R 1448	CHIP RES.	10k	1/16W	5%	RMC1/16S 103JTH	J24189037		1-	A	E5
R 1449	CHIP RES.	22k	1/16W	5%	RMC1/16S 223JTH	J24189041		1-	A	E5

# MAIN-Unit

## Parts List

REF	DESCRIPTION	VALUE	V/W	TOL.	MFR'S DESIG	VXSTD P/N	VERS.	LOT	SIDE	LAY ADR
R 1450	CHIP RES.	100	1/16W	5%	RMC1/16S 101JTH	J24189013		1-	B	d5
R 1451	CHIP RES.	1k	1/16W	5%	RMC1/16S 102JTH	J24189025		1-	A	A5
R 1452	CHIP RES.	1k	1/16W	5%	RMC1/16S 102JTH	J24189025		1-	A	A5
R 1456	CHIP RES.	100k	1/16W	5%	RMC1/16S 104JTH	J24189049		1-	A	A4
R 1457	CHIP RES.	100k	1/16W	5%	RMC1/16S 104JTH	J24189049		1-	A	A4
R 1458	CHIP RES.	22k	1/16W	5%	RMC1/16S 223JTH	J24189041		1-	A	A5
R 1459	CHIP RES.	220k	1/16W	5%	RMC1/16S 224JTH	J24189053		1-	B	b5
R 1460	CHIP RES.	470k	1/16W	5%	RMC1/16S 474JTH	J24189057		1-	B	b5
R 1461	CHIP RES.	47k	1/16W	5%	RMC1/16S 473JTH	J24189045		1-	B	b5
R 1462	CHIP RES.	3.3k	1/16W	5%	RMC1/16S 332JTH	J24189031		1-	B	a4
R 1463	CHIP RES.	100k	1/16W	5%	RMC1/16S 104JTH	J24189049		1-	B	a4
R 1464	CHIP RES.	3.3k	1/16W	5%	RMC1/16S 332JTH	J24189031		1-	B	a4
R 1465	CHIP RES.	680	1/16W	5%	RMC1/16S 681JTH	J24189023		1-	B	a4
R 1468	CHIP RES.	100k	1/16W	5%	RMC1/16S 104JTH	J24189049		1-	B	a4
R 1469	CHIP RES.	10k	1/16W	5%	RMC1/16S 103JTH	J24189037		1-	A	D5
R 1470	CHIP RES.	330k	1/16W	5%	RMC1/16S 334JTH	J24189055		1-	A	D5
R 1471	CHIP RES.	470k	1/16W	5%	RMC1/16S 474JTH	J24189057		1-	A	D5
R 1472	CHIP RES.	330k	1/16W	5%	RMC1/16S 334JTH	J24189055		1-	A	D5
R 1473	CHIP RES.	68k	1/16W	0.5%	RR0510R-683-D	J24189163		1-	A	D5
R 1474	CHIP RES.	220k	1/16W	5%	RMC1/16S 224JTH	J24189053		1-	A	C5
R 1475	CHIP RES.	39k	1/16W	5%	RMC1/16S 393JTH	J24189044		1-	A	C5
R 1476	CHIP RES.	1k	1/16W	5%	RMC1/16S 102JTH	J24189025		1-	A	A3
R 1477	CHIP RES.	10k	1/16W	5%	RMC1/16S 103JTH	J24189037		1-	A	C5
R 1478	CHIP RES.	27k	1/16W	5%	RMC1/16S 273JTH	J24189042		1-	A	B3
R 1479	CHIP RES.	390k	1/16W	5%	RMC1/16S 394JTH	J24189056		1-	A	B3
R 1480	CHIP RES.	33k	1/16W	5%	RMC1/16S 333JTH	J24189043		1-	A	B3
R 1481	CHIP RES.	10k	1/16W	5%	RMC1/16S 103JTH	J24189037		1-	A	A3
R 1482	CHIP RES.	47k	1/16W	5%	RMC1/16S 473JTH	J24189045		1-	A	B3
R 1483	CHIP RES.	6.8k	1/16W	5%	RMC1/16S 682JTH	J24189035		1-	B	a4
R 1484	CHIP RES.	390k	1/16W	5%	RMC1/16S 394JTH	J24189056		1-	A	C5
R 1485	CHIP RES.	390k	1/16W	5%	RMC1/16S 394JTH	J24189056		1-	A	C5
R 1486	CHIP RES.	47k	1/16W	5%	RMC1/16S 473JTH	J24189045		1-	A	C5
R 1487	CHIP RES.	390k	1/16W	5%	RMC1/16S 394JTH	J24189056		1-	A	C6
R 1488	CHIP RES.	390k	1/16W	5%	RMC1/16S 394JTH	J24189056		1-	A	C6
R 1489	CHIP RES.	68k	1/16W	5%	RMC1/16S 683JTH	J24189047		1-	B	c6
R 1490	CHIP RES.	68k	1/16W	5%	RMC1/16S 683JTH	J24189047		1-	A	C6
R 1491	CHIP RES.	4.7k	1/16W	5%	RMC1/16S 472JTH	J24189033		1-	B	a4
R 1492	CHIP RES.	10k	1/16W	5%	RMC1/16S 103JTH	J24189037		1-	B	c5
R 1494	CHIP RES.	68k	1/16W	5%	RMC1/16S 683JTH	J24189047		1-	A	C6
R 1495	CHIP RES.	220	1/16W	5%	RMC1/16S 221JTH	J24189017		1-	A	E4
R 1496	CHIP RES.	150k	1/16W	5%	RMC1/16S 154JTH	J24189051		1-	B	a4
R 1497	CHIP RES.	2.2k	1/16W	5%	RMC1/16S 222JTH	J24189029		1-	A	D4
R 1498	CHIP RES.	2.2k	1/16W	5%	RMC1/16S 222JTH	J24189029		1-	A	D4
R 1499	CHIP RES.	2.2k	1/16W	5%	RMC1/16S 222JTH	J24189029		1-	A	D4
R 1500	CHIP RES.	100	1/16W	5%	RMC1/16S 101JTH	J24189013		1-	A	D4
R 1501	CHIP RES.	10k	1/16W	5%	RMC1/16S 103JTH	J24189037		1-	B	d5
R 1502	CHIP RES.	470k	1/16W	5%	RMC1/16S 474JTH	J24189057		1-	B	d5
R 1503	CHIP RES.	82k	1/16W	5%	RMC1/16S 823JTH	J24189048		1-	B	d4
R 1504	CHIP RES.	68k	1/16W	5%	RMC1/16S 683JTH	J24189047		1-	B	d5
R 1505	CHIP RES.	150k	1/16W	5%	RMC1/16S 154JTH	J24189051		1-	B	d5
R 1506	CHIP RES.	150k	1/16W	5%	RMC1/16S 154JTH	J24189051		1-	B	d5
R 1507	CHIP RES.	56k	1/16W	5%	RMC1/16S 563JTH	J24189046		1-	B	d5
R 1508	CHIP RES.	100k	1/16W	0.5%	RR0510R-104-D	J24189167		1-	B	d4
R 1509	CHIP RES.	56k	1/16W	0.5%	RR0510R-563-D	J24189161		1-	B	d4
R 1510	CHIP RES.	100k	1/16W	0.5%	RR0510R-104-D	J24189167		1-	B	d4
R 1511	CHIP RES.	10k	1/16W	5%	RMC1/16S 103JTH	J24189037		1-	B	d4
R 1512	CHIP RES.	220k	1/16W	5%	RMC1/16S 224JTH	J24189053		1-	B	d4
R 1513	CHIP RES.	270k	1/16W	5%	RMC1/16S 274JTH	J24189054		1-	B	d4
R 1514	CHIP RES.	220k	1/16W	5%	RMC1/16S 224JTH	J24189053		1-	B	d4
R 1515	CHIP RES.	220k	1/16W	5%	RMC1/16S 224JTH	J24189053		1-	B	d4
R 1516	CHIP RES.	22k	1/16W	5%	RMC1/16S 223JTH	J24189041		1-	B	d4
R 1517	CHIP RES.	3.9k	1/16W	0.5%	RR0510P-392-D	J24189133		1-	B	d4
R 1518	CHIP RES.	4.7k	1/16W	0.5%	RR0510P-472-D	J24189135		1-	B	d4
R 1519	CHIP RES.	1M	1/16W	5%	RMC1/16S 105JTH	J24189061		1-	B	d4
R 1520	CHIP RES.	10k	1/16W	5%	RMC1/16S 103JTH	J24189037		1-	B	d4
R 1521	CHIP RES.	470k	1/16W	5%	RMC1/16S 474JTH	J24189057		1-	B	d4
R 1522	CHIP RES.	470k	1/16W	5%	RMC1/16S 474JTH	J24189057		1-	B	d4
R 1523	CHIP RES.	100k	1/16W	5%	RMC1/16S 104JTH	J24189049		1-	B	c5
R 1524	CHIP RES.	330k	1/16W	5%	RMC1/16S 334JTH	J24189055		1-	B	c6
R 1525	CHIP RES.	10k	1/16W	5%	RMC1/16S 103JTH	J24189037		1-	B	c5

# MAIN-Unit

## Parts List

REF	DESCRIPTION	VALUE	V/W	TOL.	MFR'S DESIG	VXSTD P/N	VERS.	LOT	SIDE	LAY ADR
R 1526	CHIP RES.	47k	1/16W	5%	RMC1/16S 473JTH	J24189045		1-	B	c6
R 1527	CHIP RES.	47k	1/16W	5%	RMC1/16S 473JTH	J24189045		1-	B	c6
R 1528	CHIP RES.	33k	1/16W	5%	RMC1/16S 333JTH	J24189043		1-	B	c5
R 1529	CHIP RES.	47k	1/16W	5%	RMC1/16S 473JTH	J24189045		1-	B	c6
R 1530	CHIP RES.	22k	1/16W	5%	RMC1/16S 223JTH	J24189041		1-	B	c6
R 1531	CHIP RES.	47k	1/16W	5%	RMC1/16S 473JTH	J24189045		1-	B	c5
R 1532	CHIP RES.	15k	1/16W	5%	RMC1/16S 153JTH	J24189039		1-	B	c6
R 1533	CHIP RES.	33k	1/16W	5%	RMC1/16S 333JTH	J24189043		1-	B	c5
R 1534	CHIP RES.	33k	1/16W	5%	RMC1/16S 333JTH	J24189043		1-	B	c5
R 1535	CHIP RES.	100k	1/16W	5%	RMC1/16S 104JTH	J24189049		1-	B	c5
R 1536	CHIP RES.	100k	1/16W	5%	RMC1/16S 104JTH	J24189049		1-	B	c5
R 1537	CHIP RES.	47k	1/16W	5%	RMC1/16S 473JTH	J24189045		1-	B	c5
R 1539	CHIP RES.	10k	1/16W	5%	RMC1/16S 103JTH	J24189037		1-	B	c5
R 1540	CHIP RES.	39k	1/16W	5%	RMC1/16S 393JTH	J24189044		1-	B	d3
R 1541	CHIP RES.	10k	1/16W	5%	RMC1/16S 103JTH	J24189037		1-	B	d4
R 1542	CHIP RES.	4.7k	1/16W	5%	RMC1/16S 472JTH	J24189033		1-	B	d4
R 1543	CHIP RES.	15k	1/16W	5%	RMC1/16S 153JTH	J24189039		1-	B	d4
R 1544	CHIP RES.	18k	1/16W	5%	RMC1/16S 183JTH	J24189040		1-	B	d3
R 1545	CHIP RES.	10k	1/16W	5%	RMC1/16S 103JTH	J24189037		1-	B	d3
R 1546	CHIP RES.	22k	1/16W	5%	RMC1/16S 223JTH	J24189041		1-	B	d4
R 1547	CHIP RES.	100	1/16W	5%	RMC1/16S 101JTH	J24189013		1-	A	B4
R 1548	CHIP RES.	47k	1/16W	5%	RMC1/16S 473JTH	J24189045		1-	A	B3
R 1549	CHIP RES.	10k	1/16W	5%	RMC1/16S 103JTH	J24189037		1-	A	B4
R 1550	CHIP RES.	12k	1/16W	5%	RMC1/16S 123JTH	J24189038		1-	A	B4
R 1551	CHIP RES.	47k	1/16W	5%	RMC1/16S 473JTH	J24189045		1-	A	B4
R 1552	CHIP RES.	2.2M	1/16W	5%	RMC1/16S 225JTH	J24189065		1-	A	B4
R 1553	CHIP RES.	15k	1/16W	5%	RMC1/16S 153JTH	J24189039		1-	A	B3
R 1554	CHIP RES.	10k	1/16W	5%	RMC1/16S 103JTH	J24189037		1-	A	B3
R 1555	CHIP RES.	1k	1/16W	5%	RMC1/16S 102JTH	J24189025		1-	A	B3
R 1556	CHIP RES.	150k	1/16W	5%	RMC1/16S 154JTH	J24189051		1-	A	B4
R 1557	CHIP RES.	4.7k	1/16W	5%	RMC1/16S 472JTH	J24189033		1-	A	B3
R 1558	CHIP RES.	33k	1/16W	5%	RMC1/16S 333JTH	J24189043		1-	A	B4
R 1559	CHIP RES.	1M	1/16W	5%	RMC1/16S 105JTH	J24189061		1-	A	A4
R 1560	CHIP RES.	10k	1/16W	5%	RMC1/16S 103JTH	J24189037		1-	A	A4
R 1561	CHIP RES.	10k	1/16W	5%	RMC1/16S 103JTH	J24189037		1-	A	A4
R 1562	CHIP RES.	470k	1/16W	5%	RMC1/16S 474JTH	J24189057		1-	A	B4
R 1565	CHIP RES.	10k	1/16W	5%	RMC1/16S 103JTH	J24189037		1-	B	e4
R 1566	CHIP RES.	180k	1/16W	5%	RMC1/16S 184JTH	J24189052		1-	A	B3
R 1567	CHIP RES.	180k	1/16W	5%	RMC1/16S 184JTH	J24189052		1-	A	B3
R 1568	CHIP RES.	39k	1/16W	5%	RMC1/16S 393JTH	J24189044		1-	A	A3
R 1569	CHIP RES.	1k	1/16W	5%	RMC1/16S 102JTH	J24189025		1-	A	A3
R 1570	CHIP RES.	1k	1/16W	5%	RMC1/16S 102JTH	J24189025		1-	A	A3
R 1571	CHIP RES.	100k	1/16W	5%	RMC1/16S 104JTH	J24189049		1-	A	B3
R 1572	CHIP RES.	2.2k	1/16W	5%	RMC1/16S 222JTH	J24189029		1-	A	B2
R 1573	CHIP RES.	2.2k	1/16W	5%	RMC1/16S 222JTH	J24189029		1-	A	B2
R 1574	CHIP RES.	27k	1/16W	5%	RMC1/16S 273JTH	J24189042		1-	A	A2
R 1575	CHIP RES.	100k	1/16W	5%	RMC1/16S 104JTH	J24189049		1-	B	d4
R 1576	CHIP RES.	220k	1/16W	5%	RMC1/16S 224JTH	J24189053		1-	B	d4
R 1577	CHIP RES.	56k	1/16W	5%	RMC1/16S 563JTH	J24189046		1-	A	B3
R 1578	CHIP RES.	10k	1/16W	5%	RMC1/16S 103JTH	J24189037		1-	A	B3
R 1579	CHIP RES.	10k	1/16W	5%	RMC1/16S 103JTH	J24189037		1-	A	B2
R 1580	CHIP RES.	10k	1/16W	5%	RMC1/16S 103JTH	J24189037		1-	A	A2
R 1581	CHIP RES.	2.2k	1/16W	5%	RMC1/16S 222JTH	J24189029		1-	A	A2
R 1582	CHIP RES.	2.2k	1/16W	5%	RMC1/16S 222JTH	J24189029		1-	A	A2
R 1583	CHIP RES.	100k	1/16W	5%	RMC1/16S 104JTH	J24189049		1-	A	A3
R 1584	CHIP RES.	390k	1/16W	5%	RMC1/16S 394JTH	J24189056		1-	A	B3
R 1585	CHIP RES.	27k	1/16W	5%	RMC1/16S 273JTH	J24189042		1-	A	A2
R 1586	CHIP RES.	39k	1/16W	5%	RMC1/16S 393JTH	J24189044		1-	A	B3
R 1587	CHIP RES.	1k	1/16W	5%	RMC1/16S 102JTH	J24189025		1-	B	d4
R 1589	CHIP RES.	4.7k	1/16W	5%	RMC1/16S 472JTH	J24189033		1-	A	B3
R 1590	CHIP RES.	1M	1/16W	5%	RMC1/16S 105JTH	J24189061		1-	B	c6
R 1591	CHIP RES.	10k	1/16W	5%	RMC1/16S 103JTH	J24189037		1-	A	A3
R 1592	CHIP RES.	10k	1/16W	5%	RMC1/16S 103JTH	J24189037		1-	A	A3
R 1593	CHIP RES.	1k	1/16W	5%	RMC1/16S 102JTH	J24189025		1-	B	d4
R 1601	CHIP RES.	56	1/16W	5%	RMC1/16S 560JTH	J24189010		1-	A	A1
R 1602	CHIP RES.	56	1/16W	5%	RMC1/16S 560JTH	J24189010		1-	A	A1
R 1603	CHIP RES.	56	1/16W	5%	RMC1/16S 560JTH	J24189010		1-	A	A1
R 1604	CHIP RES.	56	1/16W	5%	RMC1/16S 560JTH	J24189010		1-	A	A1
R 1605	CHIP RES.	56	1/16W	5%	RMC1/16S 560JTH	J24189010		1-	A	A1
R 1606	CHIP RES.	56	1/16W	5%	RMC1/16S 560JTH	J24189010		1-	A	A1

# MAIN-Unit

## Parts List

REF	DESCRIPTION	VALUE	V/W	TOL.	MFR'S DESIG	VXSTD P/N	VERS.	LOT	SIDE	LAY ADR
R 1607	CHIP RES.	56	1/16W	5%	RMC1/16S 560JTH	J24189010		1-	A	A1
R 1608	CHIP RES.	56	1/16W	5%	RMC1/16S 560JTH	J24189010		1-	A	A1
R 1609	CHIP RES.	56	1/16W	5%	RMC1/16S 560JTH	J24189010		1-	A	A1
R 1610	CHIP RES.	56	1/16W	5%	RMC1/16S 560JTH	J24189010		1-	A	A1
R 1613	CHIP RES.	22k	1/16W	5%	RMC1/16S 223JTH	J24189041		1-	B	e2
R 1614	CHIP RES.	100k	1/16W	5%	RMC1/16S 104JTH	J24189049		1-	B	e2
R 1615	CHIP RES.	470k	1/16W	5%	RMC1/16S 474JTH	J24189057		1-	B	e3
R 1616	CHIP RES.	22k	1/16W	5%	RMC1/16S 223JTH	J24189041		1-	B	e2
R 1617	CHIP RES.	100k	1/16W	5%	RMC1/16S 104JTH	J24189049		1-	B	e2
R 1618	CHIP RES.	470k	1/16W	5%	RMC1/16S 474JTH	J24189057		1-	B	e3
R 1619	CHIP RES.	10k	1/16W	5%	RMC1/16S 103JTH	J24189037		1-	B	e3
R 1620	CHIP RES.	10k	1/16W	5%	RMC1/16S 103JTH	J24189037		1-	B	e4
R 1621	CHIP RES.	100k	1/16W	5%	RMC1/16S 104JTH	J24189049		1-	B	e3
R 1622	CHIP RES.	100k	1/16W	5%	RMC1/16S 104JTH	J24189049		1-	B	e2
R 1623	CHIP RES.	220k	1/16W	5%	RMC1/16S 224JTH	J24189053		1-	B	e5
R 1624	CHIP RES.	220k	1/16W	5%	RMC1/16S 224JTH	J24189053		1-	B	e4
R 1625	CHIP RES.	22k	1/16W	5%	RMC1/16S 223JTH	J24189041		1-	B	e5
R 1626	CHIP RES.	22k	1/16W	5%	RMC1/16S 223JTH	J24189041		1-	B	e5
R 1627	CHIP RES.	10k	1/16W	5%	RMC1/16S 103JTH	J24189037		1-	B	e5
R 1628	CHIP RES.	10k	1/16W	5%	RMC1/16S 103JTH	J24189037		1-	B	e5
R 1629	CHIP RES.	22k	1/16W	5%	RMC1/16S 223JTH	J24189041		1-	B	e5
R 1630	CHIP RES.	22k	1/16W	5%	RMC1/16S 223JTH	J24189041		1-	B	e5
R 1631	CHIP RES.	22k	1/16W	5%	RMC1/16S 223JTH	J24189041		1-	B	e5
R 1632	CHIP RES.	22k	1/16W	5%	RMC1/16S 223JTH	J24189041		1-	B	e5
R 1633	CHIP RES.	82	1/16W	5%	RMC1/16S 820JTH	J24189012		1-	B	e4
R 1634	CHIP RES.	82	1/16W	5%	RMC1/16S 820JTH	J24189012		1-	B	e4
R 1635	CHIP RES.	82	1/16W	5%	RMC1/16S 820JTH	J24189012		1-	B	e4
R 1636	CHIP RES.	82	1/16W	5%	RMC1/16S 820JTH	J24189012		1-	B	e4
R 1637	CHIP RES.	82	1/16W	5%	RMC1/16S 820JTH	J24189012		1-	B	e4
R 1638	CHIP RES.	82	1/16W	5%	RMC1/16S 820JTH	J24189012		1-	B	e4
R 1639	CHIP RES.	82	1/16W	5%	RMC1/16S 820JTH	J24189012		1-	B	e4
R 1640	CHIP RES.	82	1/16W	5%	RMC1/16S 820JTH	J24189012		1-	B	e4
R 1641	CHIP RES.	4.7	1/16W	5%	RMC1/16S 4R7JTH	J24189066		1-	B	e4
R 1642	CHIP RES.	4.7	1/16W	5%	RMC1/16S 4R7JTH	J24189066		1-	B	e4
R 1643	CHIP RES.	220k	1/16W	5%	RMC1/16S 224JTH	J24189053		1-	B	e4
R 1644	CHIP RES.	220k	1/16W	5%	RMC1/16S 224JTH	J24189053		1-	B	e4
R 1645	CHIP RES.	22k	1/16W	5%	RMC1/16S 223JTH	J24189041		1-	B	e5
R 1646	CHIP RES.	22k	1/16W	5%	RMC1/16S 223JTH	J24189041		1-	B	e5
R 1647	CHIP RES.	10k	1/16W	5%	RMC1/16S 103JTH	J24189037		1-	B	e4
R 1648	CHIP RES.	10k	1/16W	5%	RMC1/16S 103JTH	J24189037		1-	B	e4
R 1649	CHIP RES.	22k	1/16W	5%	RMC1/16S 223JTH	J24189041		1-	B	d4
R 1650	CHIP RES.	22k	1/16W	5%	RMC1/16S 223JTH	J24189041		1-	B	d4
R 1651	CHIP RES.	22k	1/16W	5%	RMC1/16S 223JTH	J24189041		1-	B	d5
R 1652	CHIP RES.	22k	1/16W	5%	RMC1/16S 223JTH	J24189041		1-	B	d5
R 1653	CHIP RES.	82	1/16W	5%	RMC1/16S 820JTH	J24189012		1-	B	e4
R 1654	CHIP RES.	82	1/16W	5%	RMC1/16S 820JTH	J24189012		1-	B	e4
R 1655	CHIP RES.	82	1/16W	5%	RMC1/16S 820JTH	J24189012		1-	B	e4
R 1656	CHIP RES.	82	1/16W	5%	RMC1/16S 820JTH	J24189012		1-	B	e4
R 1657	CHIP RES.	82	1/16W	5%	RMC1/16S 820JTH	J24189012		1-	B	e4
R 1658	CHIP RES.	82	1/16W	5%	RMC1/16S 820JTH	J24189012		1-	B	e4
R 1659	CHIP RES.	82	1/16W	5%	RMC1/16S 820JTH	J24189012		1-	B	e4
R 1660	CHIP RES.	82	1/16W	5%	RMC1/16S 820JTH	J24189012		1-	B	e4
R 1661	CHIP RES.	15k	1/16W	5%	RMC1/16S 153JTH	J24189039		1-	A	B4
R 1662	CHIP RES.	470	1/16W	5%	RMC1/16S 471JTH	J24189021		1-	A	C5
R 1664	CHIP RES.	4.7	1/16W	5%	RMC1/16S 4R7JTH	J24189066		1-	B	e4
R 1665	CHIP RES.	4.7	1/16W	5%	RMC1/16S 4R7JTH	J24189066		1-	B	d4
R 1666	CHIP RES.	100k	1/16W	0.5%	RR0510R-104-D	J24189167		1-	A	A4
R 1667	CHIP RES.	100k	1/16W	0.5%	RR0510R-104-D	J24189167		1-	A	A4
R 1668	CHIP RES.	100k	1/16W	5%	RMC1/16S 104JTH	J24189049		1-	B	e2
R 1669	CHIP RES.	1M	1/16W	5%	RMC1/16S 105JTH	J24189061		1-	B	e3
R 1670	CHIP RES.	150k	1/16W	5%	RMC1/16S 154JTH	J24189051		1-	B	d4
R 1673	CHIP RES.	2.2k	1/16W	5%	RMC1/16S 222JTH	J24189029		1-	B	e2
R 1674	CHIP RES.	2.2k	1/16W	5%	RMC1/16S 222JTH	J24189029		5-	B	e2
R 1701	CHIP RES.	8.2k	1/16W	5%	RMC1/16S 822JTH	J24189036		1-	B	d4
R 1702	CHIP RES.	15k	1/16W	5%	RMC1/16S 153JTH	J24189039		1-	B	c4
R 1703	CHIP RES.	100k	1/16W	5%	RMC1/16S 104JTH	J24189049		1-	B	d1
R 1704	CHIP RES.	220	1/16W	5%	RMC1/16S 221JTH	J24189017		1-	B	d1
R 1705	CHIP RES.	220	1/16W	5%	RMC1/16S 221JTH	J24189017		1-	B	d1
R 1706	CHIP RES.	220	1/16W	5%	RMC1/16S 221JTH	J24189017		1-	B	d1
R 1707	CHIP RES.	220	1/16W	5%	RMC1/16S 221JTH	J24189017		1-	B	d1



# MAIN-Unit

## Parts List

REF	DESCRIPTION	VALUE	V/W	TOL.	MFR'S DESIG	VXSTD P/N	VERS.	LOT	SIDE	LAY ADR
R 1708	CHIP RES.	47k	1/16W	5%	RMC1/16S 473JTH	J24189045		1-	A	A5
R 1709	CHIP RES.	100k	1/16W	5%	RMC1/16S 104JTH	J24189049		1-	A	B5
R 1710	CHIP RES.	68k	1/16W	5%	RMC1/16S 683JTH	J24189047		1-	A	B5
R 1711	CHIP RES.	470k	1/16W	5%	RMC1/16S 474JTH	J24189057		1-	B	d5
R 1712	CHIP RES.	22k	1/16W	5%	RMC1/16S 223JTH	J24189041		1-	B	d5
R 1713	CHIP RES.	47k	1/16W	5%	RMC1/16S 473JTH	J24189045		1-	A	B6
R 1714	CHIP RES.	47k	1/16W	5%	RMC1/16S 473JTH	J24189045		1-	A	A5
R 1715	CHIP RES.	120k	1/16W	5%	RMC1/16S 124JTH	J24189050		1-	A	A5
R 1716	CHIP RES.	1k	1/16W	5%	RMC1/16S 102JTH	J24189025		1-	A	A5
R 1717	CHIP RES.	1M	1/16W	5%	RMC1/16S 105JTH	J24189061		1-	B	d5
R 1718	CHIP RES.	47k	1/16W	5%	RMC1/16S 473JTH	J24189045		1-	B	d5
R 1719	CHIP RES.	470	1/16W	5%	RMC1/16S 471JTH	J24189021		1-	B	d5
R 1720	CHIP RES.	100k	1/16W	5%	RMC1/16S 104JTH	J24189049		1-	A	B5
R 1721	CHIP RES.	47k	1/16W	5%	RMC1/16S 473JTH	J24189045		1-	B	d5
R 1722	CHIP RES.	100k	1/16W	0.5%	RR0510R-104-D	J24189167		1-	B	d5
R 1723	CHIP RES.	100k	1/16W	0.5%	RR0510R-104-D	J24189167		1-	B	d5
R 1724	CHIP RES.	100k	1/16W	0.5%	RR0510R-104-D	J24189167		1-	B	d5
R 1725	CHIP RES.	100k	1/16W	0.5%	RR0510R-104-D	J24189167		1-	B	d5
R 1726	CHIP RES.	5.6k	1/16W	5%	RMC1/16S 562JTH	J24189034		1-	B	e5
R 1728	CHIP RES.	18k	1/16W	5%	RMC1/16S 183JTH	J24189040		1-	B	d5
R 1729	CHIP RES.	10k	1/16W	5%	RMC1/16S 103JTH	J24189037		1-	B	d5
R 1730	CHIP RES.	220k	1/16W	5%	RMC1/16S 224JTH	J24189053		1-	B	d5
R 1731	CHIP RES.	22k	1/16W	5%	RMC1/16S 223JTH	J24189041		1-	B	d5
R 1732	CHIP RES.	470k	1/16W	5%	RMC1/16S 474JTH	J24189057		1-	B	d5
R 1733	CHIP RES.	470k	1/16W	5%	RMC1/16S 474JTH	J24189057		1-	B	d5
R 1734	CHIP RES.	470k	1/16W	5%	RMC1/16S 474JTH	J24189057		1-	A	A5
R 1735	CHIP RES.	22k	1/16W	5%	RMC1/16S 223JTH	J24189041		1-	A	A5
R 1736	CHIP RES.	1k	1/16W	5%	RMC1/16S 102JTH	J24189025		1-	A	B5
R 1737	CHIP RES.	47k	1/16W	5%	RMC1/16S 473JTH	J24189045		1-	A	A5
R 1739	CHIP RES.	4.7k	1/16W	0.5%	RR0510P-472-D	J24189135		1-	B	e5
R 1801	CHIP RES.	100k	1/16W	5%	RMC1/16S 104JTH	J24189049		1-	B	d4
R 1802	CHIP RES.	2.2k	1/16W	5%	RMC1/16S 222JTH	J24189029		1-	A	B4
R 1803	CHIP RES.	100k	1/16W	5%	RMC1/16S 104JTH	J24189049		1-	B	d4
R 1804	CHIP RES.	2.2k	1/16W	5%	RMC1/16S 222JTH	J24189029		1-	A	B4
R 1805	CHIP RES.	0	1/16W	5%	RMC1/16S JPTH	J24189070	VER.A2 DST:USA	1-	A	C5
R 1805	CHIP RES.	0	1/16W	5%	RMC1/16S JPTH	J24189070	VERSION A1	1-	A	C5
R 1805	CHIP RES.	0	1/16W	5%	RMC1/16S JPTH	J24189070	VERSION A2	1-	A	C5
R 1805	CHIP RES.	0	1/16W	5%	RMC1/16S JPTH	J24189070	VERSION A3	1-	A	C5
R 1805	CHIP RES.	0	1/16W	5%	RMC1/16S JPTH	J24189070	VERSION C1	1-	A	C5
R 1805	CHIP RES.	0	1/16W	5%	RMC1/16S JPTH	J24189070	VERSION C2	1-	A	C5
R 1805	CHIP RES.	0	1/16W	5%	RMC1/16S JPTH	J24189070	VERSION C3	1-	A	C5
R 1805	CHIP RES.	0	1/16W	5%	RMC1/16S JPTH	J24189070	VERSION D1	1-	A	C5
R 1805	CHIP RES.	0	1/16W	5%	RMC1/16S JPTH	J24189070	VERSION H1	1-	A	C5
R 1805	CHIP RES.	0	1/16W	5%	RMC1/16S JPTH	J24189070	VERSION H2	1-	A	C5
R 1806	CHIP RES.	0	1/16W	5%	RMC1/16S JPTH	J24189070	VER.A2 DST:USA	1-	A	C5
R 1806	CHIP RES.	0	1/16W	5%	RMC1/16S JPTH	J24189070	VERSION A1	1-	A	C5
R 1806	CHIP RES.	0	1/16W	5%	RMC1/16S JPTH	J24189070	VERSION A2	1-	A	C5
R 1806	CHIP RES.	0	1/16W	5%	RMC1/16S JPTH	J24189070	VERSION A3	1-	A	C5
R 1806	CHIP RES.	0	1/16W	5%	RMC1/16S JPTH	J24189070	VERSION B1	1-	A	C5
R 1806	CHIP RES.	0	1/16W	5%	RMC1/16S JPTH	J24189070	VERSION B2	1-	A	C5
R 1806	CHIP RES.	0	1/16W	5%	RMC1/16S JPTH	J24189070	VERSION B3	1-	A	C5
R 1806	CHIP RES.	0	1/16W	5%	RMC1/16S JPTH	J24189070	VERSION H1	1-	A	C5
R 1806	CHIP RES.	0	1/16W	5%	RMC1/16S JPTH	J24189070	VERSION H2	1-	A	C5
R 1807	CHIP RES.	0	1/16W	5%	RMC1/16S JPTH	J24189070	VERSION A1	1-	A	C5
R 1807	CHIP RES.	0	1/16W	5%	RMC1/16S JPTH	J24189070	VERSION A2	1-	A	C5
R 1807	CHIP RES.	0	1/16W	5%	RMC1/16S JPTH	J24189070	VERSION B1	1-	A	C5
R 1807	CHIP RES.	0	1/16W	5%	RMC1/16S JPTH	J24189070	VERSION B2	1-	A	C5
R 1807	CHIP RES.	0	1/16W	5%	RMC1/16S JPTH	J24189070	VERSION C1	1-	A	C5
R 1807	CHIP RES.	0	1/16W	5%	RMC1/16S JPTH	J24189070	VERSION C2	1-	A	C5
R 1807	CHIP RES.	0	1/16W	5%	RMC1/16S JPTH	J24189070	VERSION H1	1-	A	C5
R 1807	CHIP RES.	0	1/16W	5%	RMC1/16S JPTH	J24189070	VERSION H2	1-	A	C5
R 1808	CHIP RES.	0	1/16W	5%	RMC1/16S JPTH	J24189070	VER.A2 DST:USA	1-	A	C5
R 1808	CHIP RES.	0	1/16W	5%	RMC1/16S JPTH	J24189070	VERSION A1	1-	A	C5
R 1808	CHIP RES.	0	1/16W	5%	RMC1/16S JPTH	J24189070	VERSION B1	1-	A	C5
R 1808	CHIP RES.	0	1/16W	5%	RMC1/16S JPTH	J24189070	VERSION C1	1-	A	C5
R 1808	CHIP RES.	0	1/16W	5%	RMC1/16S JPTH	J24189070	VERSION D1	1-	A	C5
R 1808	CHIP RES.	0	1/16W	5%	RMC1/16S JPTH	J24189070	VERSION D2	1-	A	C5
R 1808	CHIP RES.	0	1/16W	5%	RMC1/16S JPTH	J24189070	VERSION H1	1-	A	C5
R 1809	CHIP RES.	12k	1/16W	5%	RMC1/16S 123JTH	J24189038		1-	A	B4
R 1810	CHIP RES.	10k	1/16W	5%	RMC1/16S 103JTH	J24189037		1-	A	B4

# MAIN-Unit

## Parts List

REF	DESCRIPTION	VALUE	V/W	TOL.	MFR'S DESIG	VXSTD P/N	VERS.	LOT	SIDE	LAY ADR
R 1811	CHIP RES.	1k	1/16W	5%	RMC1/16S 102JTH	J24189025		1-	A	B5
R 1812	CHIP RES.	1k	1/16W	5%	RMC1/16S 102JTH	J24189025		1-	A	B5
R 1813	CHIP RES.	1k	1/16W	5%	RMC1/16S 102JTH	J24189025		1-	A	C5
R 1814	CHIP RES.	1k	1/16W	5%	RMC1/16S 102JTH	J24189025		1-	B	d5
R 1815	CHIP RES.	1k	1/16W	5%	RMC1/16S 102JTH	J24189025		1-	A	B5
R 1816	CHIP RES.	1k	1/16W	5%	RMC1/16S 102JTH	J24189025		1-	A	B5
R 1817	CHIP RES.	470k	1/16W	5%	RMC1/16S 474JTH	J24189057		1-	A	B5
R 1818	CHIP RES.	1k	1/16W	5%	RMC1/16S 102JTH	J24189025		1-	A	B5
R 1819	CHIP RES.	330	1/16W	5%	RMC1/16S 331JTH	J24189019		1-	A	B5
R 1820	CHIP RES.	1k	1/16W	5%	RMC1/16S 102JTH	J24189025		1-	A	B5
R 1821	CHIP RES.	1k	1/16W	5%	RMC1/16S 102JTH	J24189025		1-	A	B5
R 1822	CHIP RES.	10k	1/16W	5%	RMC1/16S 103JTH	J24189037		1-	A	B6
R 1824	CHIP RES.	100	1/16W	5%	RMC1/16S 101JTH	J24189013		1-	A	B5
R 1825	CHIP RES.	1k	1/16W	5%	RMC1/16S 102JTH	J24189025		1-	A	B5
R 1826	CHIP RES.	1k	1/16W	5%	RMC1/16S 102JTH	J24189025		1-	A	B5
R 1827	CHIP RES.	1k	1/16W	5%	RMC1/16S 102JTH	J24189025		1-	A	B5
R 1828	CHIP RES.	1k	1/16W	5%	RMC1/16S 102JTH	J24189025		1-	A	B5
R 1829	CHIP RES.	1k	1/16W	5%	RMC1/16S 102JTH	J24189025		1-	A	B5
R 1830	CHIP RES.	100k	1/16W	5%	RMC1/16S 104JTH	J24189049		1-	A	B5
R 1831	CHIP RES.	4.7k	1/16W	5%	RMC1/16S 472JTH	J24189033		1-	A	B5
R 1832	CHIP RES.	1k	1/16W	5%	RMC1/16S 102JTH	J24189025		1-	A	B5
R 1833	CHIP RES.	1k	1/16W	5%	RMC1/16S 102JTH	J24189025		1-	A	B5
R 1835	CHIP RES.	470k	1/16W	5%	RMC1/16S 474JTH	J24189057		1-	A	A5
R 1836	CHIP RES.	22k	1/16W	5%	RMC1/16S 223JTH	J24189041		1-	B	e5
R 1837	CHIP RES.	1k	1/16W	5%	RMC1/16S 102JTH	J24189025		1-	A	B5
R 1838	CHIP RES.	1k	1/16W	5%	RMC1/16S 102JTH	J24189025		1-	A	B5
R 1840	CHIP RES.	4.7k	1/16W	5%	RMC1/16S 472JTH	J24189033		1-	A	A5
R 1841	CHIP RES.	4.7k	1/16W	5%	RMC1/16S 472JTH	J24189033		1-	A	A5
R 1843	CHIP RES.	1k	1/16W	5%	RMC1/16S 102JTH	J24189025		1-	B	d5
R 1844	CHIP RES.	1k	1/16W	5%	RMC1/16S 102JTH	J24189025		1-	A	B5
R 1845	CHIP RES.	1k	1/16W	5%	RMC1/16S 102JTH	J24189025		1-	B	d5
R 1846	CHIP RES.	100k	1/16W	5%	RMC1/16S 104JTH	J24189049		1-	A	A5
R 1847	CHIP RES.	1k	1/16W	5%	RMC1/16S 102JTH	J24189025		1-	B	d5
R 1848	CHIP RES.	100k	1/16W	5%	RMC1/16S 104JTH	J24189049		1-	B	d5
R 1849	CHIP RES.	1k	1/16W	5%	RMC1/16S 102JTH	J24189025		1-	A	A5
R 1850	CHIP RES.	1k	1/16W	5%	RMC1/16S 102JTH	J24189025		1-	A	A4
R 1851	CHIP RES.	1k	1/16W	5%	RMC1/16S 102JTH	J24189025		1-	B	d4
R 1852	CHIP RES.	2.2k	1/16W	0.5%	RR0510P-222-D	J24189127		1-	B	d3
R 1853	CHIP RES.	1k	1/16W	5%	RMC1/16S 102JTH	J24189025		1-	A	A4
R 1854	CHIP RES.	1k	1/16W	5%	RMC1/16S 102JTH	J24189025		1-	A	B4
R 1855	CHIP RES.	1.5M	1/16W	5%	RMC1/16S 155JTH	J24189063		1-	A	B4
R 1856	CHIP RES.	820k	1/16W	5%	RMC1/16S 824JTH	J24189060		1-	A	B4
R 1857	CHIP RES.	390k	1/16W	5%	RMC1/16S 394JTH	J24189056		1-	A	B4
R 1858	CHIP RES.	100k	1/16W	0.5%	RR0510R-104-D	J24189167		1-	A	B4
R 1859	CHIP RES.	100k	1/16W	0.5%	RR0510R-104-D	J24189167		1-	A	B4
R 1860	CHIP RES.	100k	1/16W	0.5%	RR0510R-104-D	J24189167		1-	A	B4
R 1861	CHIP RES.	100k	1/16W	0.5%	RR0510R-104-D	J24189167		1-	A	B4
R 1862	CHIP RES.	100k	1/16W	0.5%	RR0510R-104-D	J24189167		1-	A	B4
R 1863	CHIP RES.	1k	1/16W	5%	RMC1/16S 102JTH	J24189025		1-	A	B4
R 1864	CHIP RES.	1k	1/16W	5%	RMC1/16S 102JTH	J24189025		1-	A	B4
R 1865	CHIP RES.	100k	1/16W	5%	RMC1/16S 104JTH	J24189049		1-	A	B5
R 1866	CHIP RES.	3.3M	1/16W	5%	RMC1/16S 335JTH	J24189324		1-	A	B5
R 1867	CHIP RES.	3.3M	1/16W	5%	RMC1/16S 335JTH	J24189324		1-	A	A5
R 1868	CHIP RES.	4.7k	1/16W	5%	RMC1/16S 472JTH	J24189033		1-	A	D5
R 1869	CHIP RES.	68k	1/16W	5%	RMC1/16S 683JTH	J24189047		1-	B	d5
R 1870	CHIP RES.	15k	1/16W	0.5%	RR0510R-153-D	J24189147		1-	B	e5
R 1871	CHIP RES.	4.7k	1/16W	0.5%	RR0510P-472-D	J24189135		1-	B	e5
R 1872	CHIP RES.	100k	1/16W	5%	RMC1/16S 104JTH	J24189049		1-	B	e5
R 1873	CHIP RES.	3.3k	1/16W	5%	RMC1/16S 332JTH	J24189031		1-	B	d2
R 1874	CHIP RES.	3.3k	1/16W	5%	RMC1/16S 332JTH	J24189031		1-	B	d2
R 1875	CHIP RES.	3.3k	1/16W	5%	RMC1/16S 332JTH	J24189031		1-	B	d2
R 1876	CHIP RES.	3.3k	1/16W	5%	RMC1/16S 332JTH	J24189031		1-	B	d2
R 1877	CHIP RES.	3.3k	1/16W	5%	RMC1/16S 332JTH	J24189031		1-	B	d2
R 1878	CHIP RES.	3.3k	1/16W	5%	RMC1/16S 332JTH	J24189031		1-	B	d2
R 1879	CHIP RES.	3.3k	1/16W	5%	RMC1/16S 332JTH	J24189031		1-	B	d2
R 1880	CHIP RES.	150k	1/16W	5%	RMC1/16S 154JTH	J24189051		1-	B	b5
R 1881	CHIP RES.	100	1/16W	5%	RMC1/16S 101JTH	J24189013		16-	B	e4
TH1301	THERMISTOR				TBPS1R473K475H5Q	G9090068		1-	B	b5
TH1302	THERMISTOR				TBPS1R103K440H5Q	G9090067		1-	B	b5
TH1303	THERMISTOR				TBPS1R104K475H5Q	G9090069		1-	B	b4

# MAIN-Unit

## Parts List

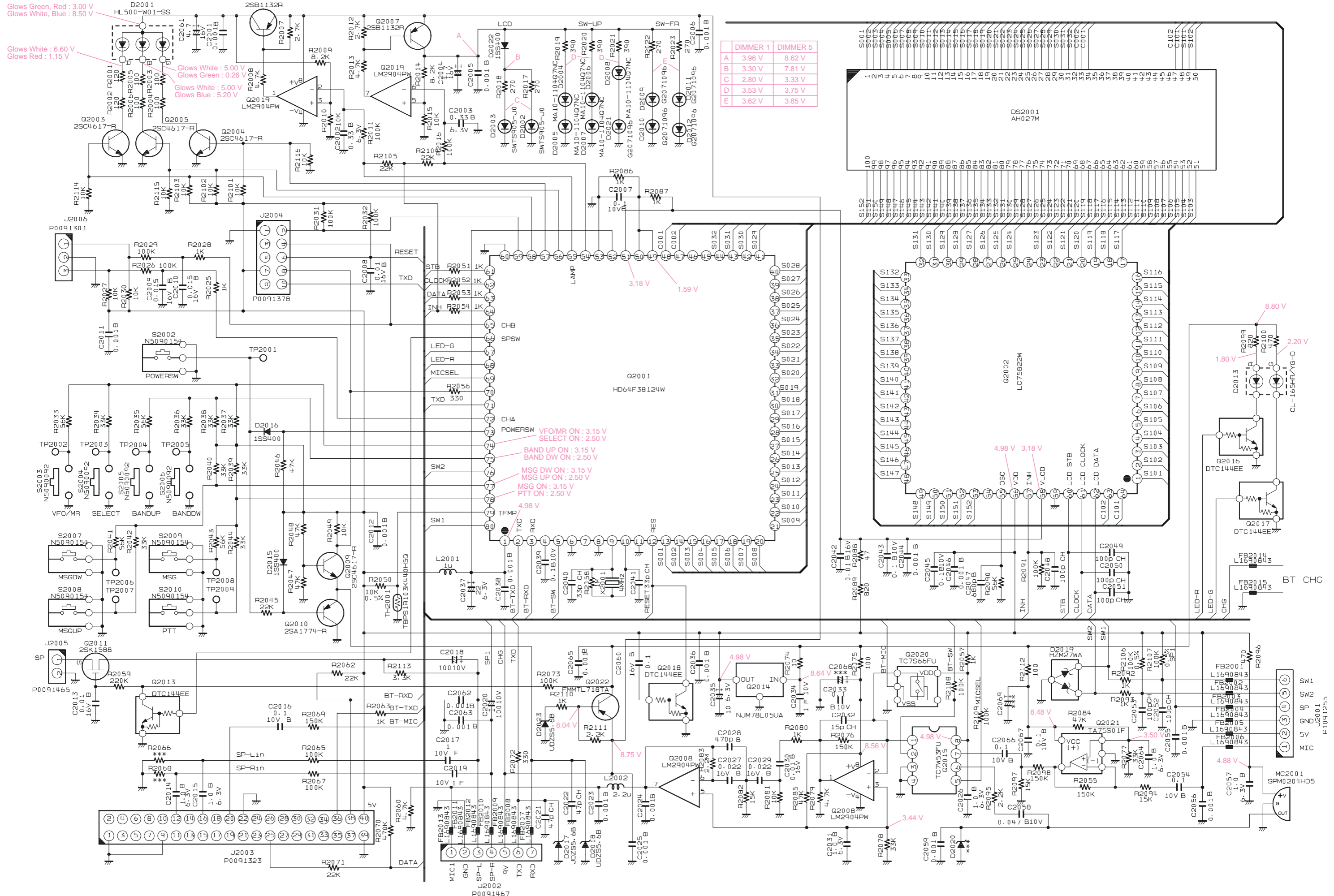
REF	DESCRIPTION	VALUE	V/W	TOL.	MFR'S DESIG	VXSTD P/N	VERS.	LOT	SIDE	LAY ADR
TH1304	THERMISTOR				TBPS1R104K475H5Q	G9090069		1-	B	b4
TH1801	THERMISTOR				TBPS1R103K440H5Q	G9090067		1-	B	c3
X 1301	XTAL NX5032SA	11.7MHz			11.7MHZ	H0103320		1-	B	b4
X 1701	XTAL VT-200				32.768KHZ 20PPM/6PF	H0103267		1-	B	d6
X 1702	XTL XJNGGIDANF	4MHz			4.000000MHz	H0103314		1-	B	d6
XF1401	XTAL FILTER				47R15A9 47.250MHZ	H1102400		1-	B	b4
XF1402	XTAL FILTER				47R15A9 47.250MHZ	H1102400		1-	B	a4
	SHIELD CASE					RA0595400		1-		
	LEAF SPRING					RA0446200		1-		
	LEAF SPRING					RA0932500		16-		



*MAIN-Unit*

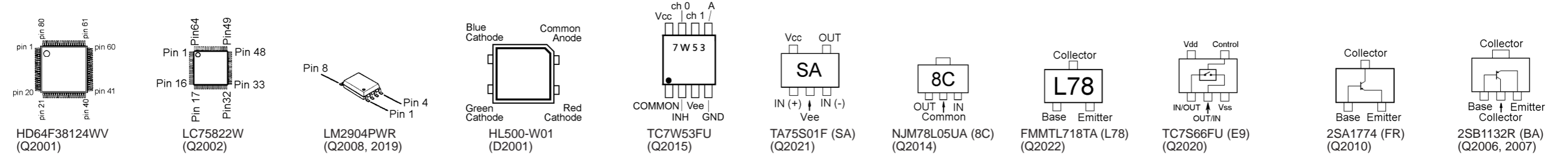
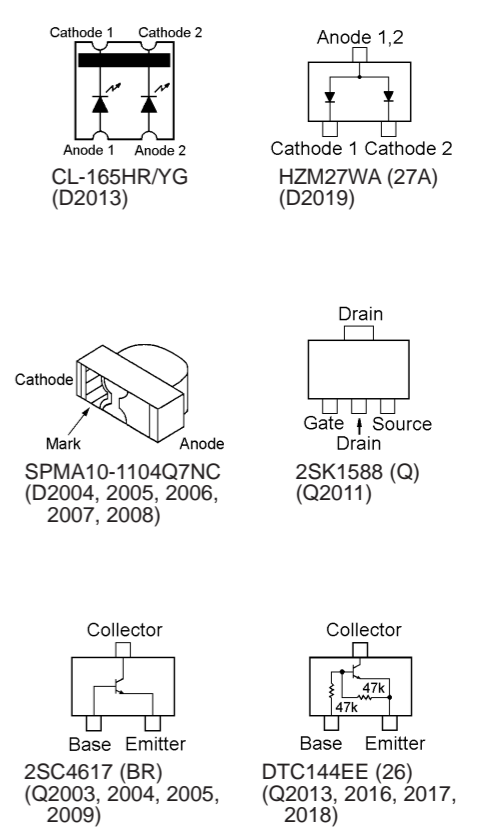
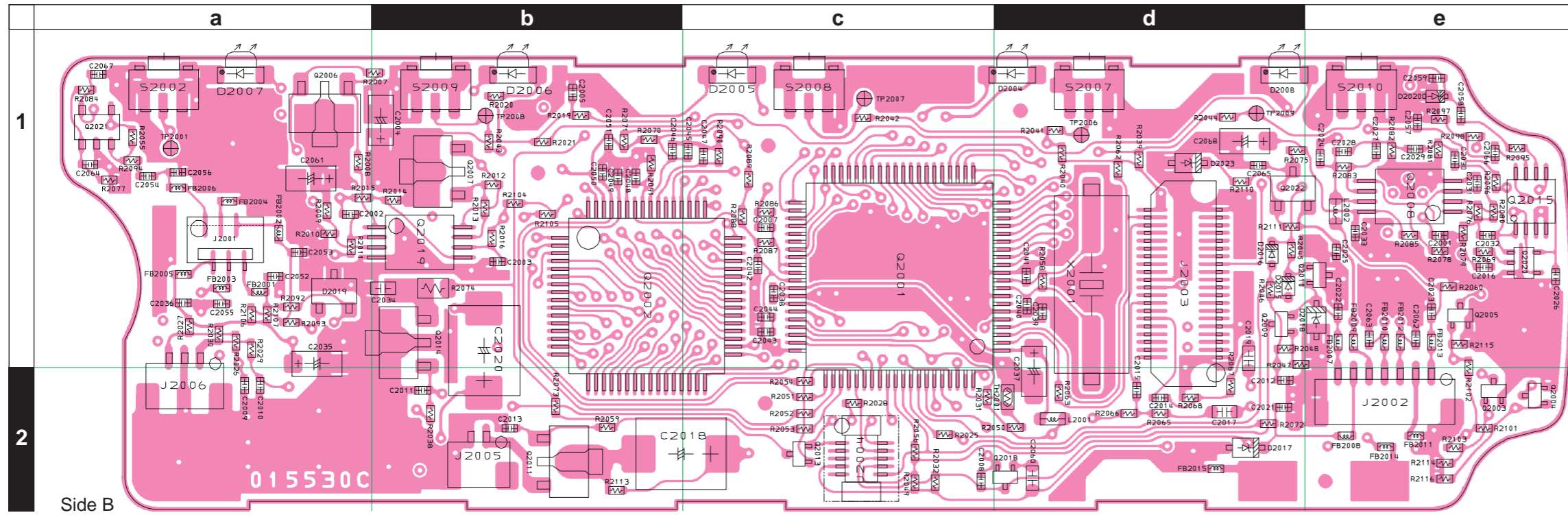
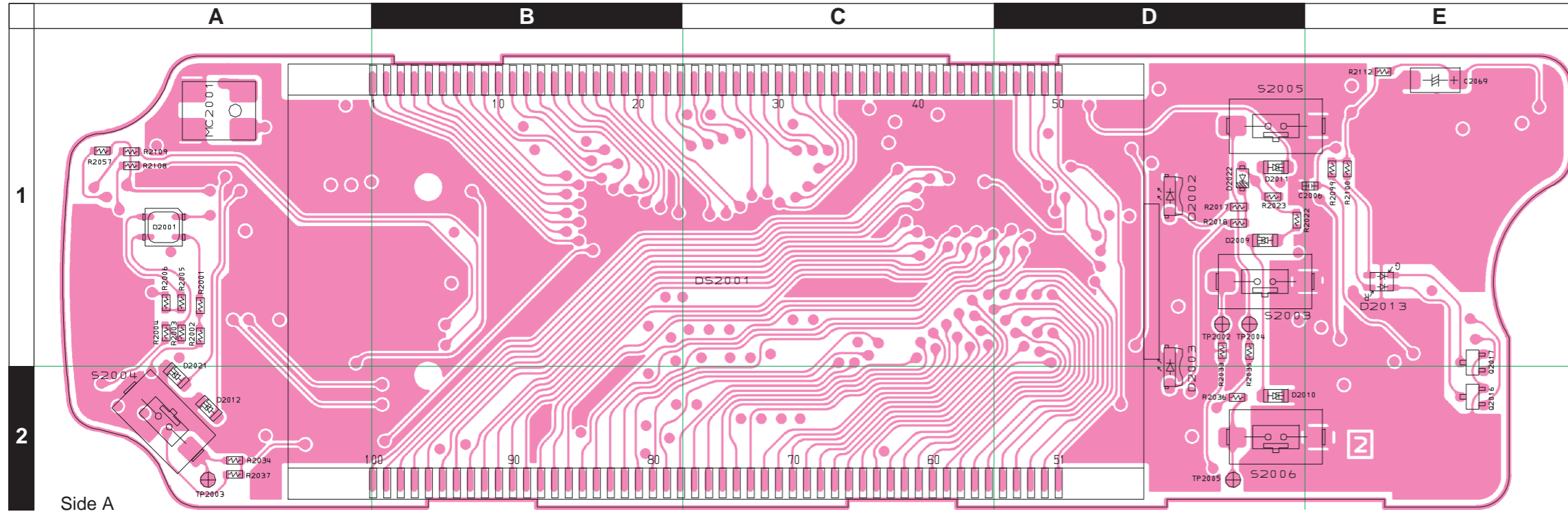
*Note:*

Circuit Diagram PANEL-UNIT



# PANEL-Unit (Lot. 1~15)

## Parts Layout











REF	DESCRIPTION	VALUE	V/W	TOL.	MFR'S DESIG	VXSTD P/N	VERS.	LOT	SIDE	LAY ADR
PCB with Components						CS1937002	DST:USA			
						CS1937003	DST:EXP			
						CS1937004	DST:EU			
						CS1937005	DST:AUS			
C 2001	CHIP CAP.	0.001uF	50V	B	GRM155B11H102KA01D	K22178809		1-	B	e1
C 2002	CHIP CAP.	0.33uF	6.3V	B	GRM155B10J334KE01D	K22088801		1-	B	a1
C 2003	CHIP CAP.	0.33uF	6.3V	B	GRM155B10J334KE01D	K22088801		1-	B	b1
C 2004	CHIP TA.CAP.	4.7uF	16V		TEESVA1C475M8R	K78120031		1-	B	b1
C 2005	CHIP CAP.	0.001uF	50V	B	GRM155B11H102KA01D	K22178809		1-	B	b1
C 2006	CHIP CAP.	0.001uF	50V	B	GRM155B11H102KA01D	K22178809		1-	A	E1
C 2007	CHIP CAP.	0.1uF	10V	B	GRM155B11A104KA01D	K22108802		1-	B	c1
C 2008	CHIP CAP.	0.01uF	16V	B	GRM36B103K16PT	K22128804		1-	B	c2
C 2008	CHIP CAP.	0.01uF	25V	B	GRM155B11E103KA01D	K22148834		16-	B	c2
C 2009	CHIP CAP.	0.015uF	16V	B	GRM155B11C153KA01D	K22128807		1-	A	E2
C 2010	CHIP CAP.	0.015uF	16V	B	GRM155B11C153KA01D	K22128807		1-	A	E2
C 2011	CHIP CAP.	0.001uF	50V	B	GRM155B11H102KA01D	K22178809		1-	B	b1
C 2012	CHIP CAP.	0.001uF	50V	B	GRM155B11H102KA01D	K22178809		1-	B	d2
C 2013	CHIP CAP.	0.01uF	16V	B	GRM36B103K16PT	K22128804		1-	B	b2
C 2013	CHIP CAP.	0.01uF	25V	B	GRM155B11E103KA01D	K22148834		16-	B	b2
C 2014	CHIP CAP.	1uF	6.3V	B	GRM155B30J105KE18D	K22088803		1-	B	d2
C 2015	CHIP CAP.	1uF	6.3V	B	GRM155B30J105KE18D	K22088803		1-	B	d2
C 2016	CHIP CAP.	0.1uF	10V	B	GRM155B11A104KA01D	K22108802		1-	B	e1
C 2017	CHIP CAP.	1uF	10V	F	GRM188F11A105ZA01D	K22105001		1-	B	d2
C 2018	CHIP TA.CAP.	100uF	10V		TEESVD21A107M12R	K78100049		1-	B	b2
C 2018	CHIP TA.CAP.	100uF	10V		TEESVC1A107M12R	K78100075		14-	B	b2
C 2019	CHIP CAP.	1uF	10V	F	GRM188F11A105ZA01D	K22105001		1-	B	d1
C 2020	CHIP TA.CAP.	100uF	10V		TEESVD21A107M12R	K78100049		1-	B	b1
C 2020	CHIP TA.CAP.	100uF	10V		TEESVC1A107M12R	K78100075		14-	B	b1
C 2020	CHIP TA.CAP.	47uF	6.3V		TEESVA0J476M8R	K78080085		16-	B	b1
C 2021	CHIP CAP.	47pF	50V	CH	GRM1552C1H470JZ01D	K22178228		1-	B	d2
C 2022	CHIP CAP.	47pF	50V	CH	GRM1552C1H470JZ01D	K22178228		1-	B	e1
C 2023	CHIP CAP.	0.001uF	50V	B	GRM155B11H102KA01D	K22178809		1-	B	e1
C 2024	CHIP CAP.	0.001uF	50V	B	GRM155B11H102KA01D	K22178809		1-	B	e1
C 2025	CHIP CAP.	0.001uF	50V	B	GRM155B11H102KA01D	K22178809		1-	B	e1
C 2026	CHIP CAP.	1uF	6.3V	B	GRM155B30J105KE18D	K22088803		1-	B	e1
C 2027	CHIP CAP.	0.022uF	16V	B	GRM155B11C223KA01D	K22128806		1-	B	e1
C 2028	CHIP CAP.	470pF	50V	B	GRM155B11H471KA01D	K22178805		1-	B	e1
C 2029	CHIP CAP.	0.022uF	16V	B	GRM155B11C223KA01D	K22128806		1-	B	e1
C 2030	CHIP CAP.	0.01uF	16V	B	GRM36B103K16PT	K22128804		1-	B	e1
C 2030	CHIP CAP.	0.01uF	25V	B	GRM155B11E103KA01D	K22148834		16-	B	e1
C 2031	CHIP CAP.	1uF	6.3V	B	GRM155B30J105KE18D	K22088803		1-	B	e1
C 2032	CHIP CAP.	15pF	50V	CH	GRM1552C1H150JZ01D	K22178216		1-	B	e1
C 2033	CHIP CAP.	0.1uF	10V	B	GRM155B11A104KA01D	K22108802		1-	B	e1
C 2034	CHIP CAP.	1uF	10V	F	GRM188F11A105ZA01D	K22105001		1-	B	b1
C 2035	CHIP TA.CAP.	10uF	6.3V		TEESVA0J106M8R	K78080027		1-	B	b2
C 2036	CHIP CAP.	0.001uF	50V	B	GRM155B11H102KA01D	K22178809		1-	B	a1
C 2037	CHIP TA.CAP.	22uF	6.3V		TAJA226M006Y	K78080086		1-	B	d2
C 2038	CHIP CAP.	0.001uF	50V	B	GRM155B11H102KA01D	K22178809		1-	B	c1
C 2039	CHIP CAP.	0.1uF	10V	B	GRM155B11A104KA01D	K22108802		1-	B	d1
C 2040	CHIP CAP.	33pF	50V	CH	GRM1552C1H330JZ01D	K22178224		1-	B	d1
C 2041	CHIP CAP.	33pF	50V	CH	GRM1552C1H330JZ01D	K22178224		1-	B	d1
C 2042	CHIP CAP.	0.01uF	16V	B	GRM36B103K16PT	K22128804		1-	B	c1
C 2042	CHIP CAP.	0.01uF	25V	B	GRM155B11E103KA01D	K22148834		16-	B	c1
C 2043	CHIP CAP.	0.1uF	10V	B	GRM155B11A104KA01D	K22108802		1-	B	c1
C 2044	CHIP CAP.	0.001uF	50V	B	GRM155B11H102KA01D	K22178809		1-	B	c1
C 2045	CHIP CAP.	0.1uF	10V	B	GRM155B11A104KA01D	K22108802		1-	B	c1
C 2046	CHIP CAP.	0.001uF	50V	B	GRM155B11H102KA01D	K22178809		1-	B	b1
C 2047	CHIP CAP.	680pF	50V	B	GRM155B11H681KA01D	K22178807		1-	B	c1
C 2048	CHIP CAP.	100pF	50V	CH	GRM1552C1H101JD01D	K22178236		1-	B	b1
C 2049	CHIP CAP.	100pF	50V	CH	GRM1552C1H101JD01D	K22178236		1-	B	b1
C 2050	CHIP CAP.	100pF	50V	CH	GRM1552C1H101JD01D	K22178236		1-	B	b1
C 2051	CHIP CAP.	100pF	50V	CH	GRM1552C1H101JD01D	K22178236		1-	B	b1
C 2052	CHIP CAP.	100pF	50V	CH	GRM1552C1H101JD01D	K22178236		1-	B	a1
C 2053	CHIP CAP.	100pF	50V	CH	GRM1552C1H101JD01D	K22178236		1-	B	a1
C 2054	CHIP CAP.	0.1uF	10V	B	GRM155B11A104KA01D	K22108802		1-	B	a1
C 2055	CHIP CAP.	0.001uF	50V	B	GRM155B11H102KA01D	K22178809		1-	B	a1
C 2056	CHIP CAP.	0.001uF	50V	B	GRM155B11H102KA01D	K22178809		1-	B	a1
C 2057	CHIP CAP.	1uF	6.3V	B	GRM155B30J105KE18D	K22088803		1-	B	e1
C 2058	CHIP CAP.	0.047uF	10V	B	GRM155B11A473KA01D	K22108801		1-	B	e1
C 2059	CHIP CAP.	0.001uF	50V	B	GRM155B11H102KA01D	K22178809		1-	B	e1
C 2060	CHIP CAP.	0.1uF	16V	B	GRM188B11C104KA01D	K22124805		1-	B	d2



# PANEL-Unit

## Parts List

REF	DESCRIPTION	VALUE	V/W	TOL.	MFR'S DESIG	VXSTD P/N	VERS.	LOT	SIDE	LAY ADR
C 2061	CHIP TA.CAP.	4.7uF	16V		TEESVA1C475M8R	K78120031		1-	B	a1
C 2062	CHIP CAP.	0.001uF	50V	B	GRM155B11H102KA01D	K22178809		1-	B	e1
C 2063	CHIP CAP.	0.001uF	50V	B	GRM155B11H102KA01D	K22178809		1-	B	e1
C 2064	CHIP CAP.	1uF	6.3V	B	GRM155B30J105KE18D	K22088803		1-	B	a1
C 2065	CHIP CAP.	0.001uF	50V	B	GRM155B11H102KA01D	K22178809		1-	B	d1
C 2066	CHIP CAP.	0.1uF	10V	B	GRM155B11A104KA01D	K22108802		1-	B	e1
C 2067	CHIP CAP.	0.1uF	10V	B	GRM155B11A104KA01D	K22108802		1-	B	a1
C 2068	CHIP TA.CAP.	10uF	10V		TEESVA1A106M8R	K78100028		1-	B	d1
C 2069	CHIP TA.CAP.	10uF	10V		TEESVA1A106M8R	K78100028		1-	A	E1
C 2070	AL.ELECTRO.CAP.	470uF	10V		SMG10VB470M E0	K40109040		1-	A	A1
C 2071	AL.ELECTRO.CAP.	47uF	6.3V		RC2-6V470ME1#-T58	K46080004		1-	B	c2
C 2071	CHIP TA.CAP.	47uF	6.3V		TEESVA0J476M8R	K78080085		16-	B	c2
C 2072	AL.ELECTRO.CAP.	470uF	6.3V		RE3-6V471MF3#	K40089034		14-	B	a2
C 2072	CHIP TA.CAP.	470uF	6.3V		TEESVD0J477M12R	K78080095		16-	B	a2
D 2001	LED				HL500-W01-SS	G2071146		1-	A	A1
D 2002	LED				SWTS905-J0	G2071154		1-	A	D1
D 2002	LED				SWAA05	G2071360		29-	A	D1
D 2003	LED				SWTS905-J0	G2071154		1-	A	D2
D 2003	LED				SWAA05	G2071360		29-	A	D2
D 2004	LED				MA10-1104Q7NC-WK	G2070878		1-	B	d1
D 2005	LED				MA10-1104Q7NC-WK	G2070878		1-	B	c1
D 2006	LED				MA10-1104Q7NC-WK	G2070878		1-	B	b1
D 2007	LED				MA10-1104Q7NC-WK	G2070878		1-	B	a1
D 2008	LED				MA10-1104Q7NC-WK	G2070878		1-	B	d1
D 2009	LED				19-213/S2C-AN1P2B/3T	G2071096		1-	A	D1
D 2010	LED				19-213/S2C-AN1P2B/3T	G2071096		1-	A	D2
D 2011	LED				19-213/S2C-AN1P2B/3T	G2071096		1-	A	D1
D 2012	LED				19-213/S2C-AN1P2B/3T	G2071096		1-	A	A2
D 2013	LED				CL-165HR/YG-D-T	G2070860		1-	A	E1
D 2015	DIODE				1SS400 TE61	G2070634		1-	B	d1
D 2016	DIODE				1SS400 TE61	G2070634		1-	B	d1
D 2017	DIODE				UDZS TE-17 5.6B	G2070910		1-	B	d2
D 2018	DIODE				UDZS TE-17 5.6B	G2070910		1-	B	e1
D 2019	DIODE				HZM27WA TR-E	G2070530		1-	B	a1
D 2021	LED				19-213/S2C-AN1P2B/3T	G2071096		1-	A	A2
D 2022	DIODE				1SS400 TE61	G2070634		1-	A	D1
D 2023	DIODE				UDZS TE-17 5.6B	G2070910		1-	B	d1
DS2001	LCD				IS11161E	G6090179		1-	A	C1
FB2001	FERRITE BEADS				BLM15AG121SN1D	L1690843		1-	B	a1
FB2002	FERRITE BEADS				BLM15AG121SN1D	L1690843		1-	B	a1
FB2003	FERRITE BEADS				BLM15AG121SN1D	L1690843		1-	B	a1
FB2004	FERRITE BEADS				BLM15AG121SN1D	L1690843		1-	B	a1
FB2005	FERRITE BEADS				BLM15AG121SN1D	L1690843		1-13	B	a1
FB2005	FERRITE BEADS				BLM15AG121SN1D	L1690843		16-	B	a1
FB2006	FERRITE BEADS				BLM15AG121SN1D	L1690843		1-	B	a1
FB2007	FERRITE BEADS				BLM15AG121SN1D	L1690843		1-	B	e1
FB2008	FERRITE BEADS				BLM15AG121SN1D	L1690843		1-	B	e2
FB2009	FERRITE BEADS				BLM15AG121SN1D	L1690843		1-	B	e1
FB2010	FERRITE BEADS				BLM15AG121SN1D	L1690843		1-	B	e1
FB2011	FERRITE BEADS				BLM15AG121SN1D	L1690843		1-	B	e2
FB2012	FERRITE BEADS				BLM15AG121SN1D	L1690843		1-	B	e1
FB2013	FERRITE BEADS				BLM15AG121SN1D	L1690843		1-	B	e1
FB2014	FERRITE BEADS				BLM15AG121SN1D	L1690843		1-	B	e2
FB2015	FERRITE BEADS				BLM15AG121SN1D	L1690843		1-	B	d2
J 2001	CONNECTOR				06FLT-SM2-TB(LF)(SN)	P1091255		1-	B	a1
J 2002	CONNECTOR				BM07B-SRSS-TBT(LF)(SN)	P0091467		1-	B	e2
J 2003	CONNECTOR				AXK6S40635P	P0091323		1-	B	d1
J 2004	CONNECTOR				AXK6F10345YP	P0091378		1-	B	c2
J 2005	CONNECTOR				BM02B-SRSS-TBT(LF)(SN)	P0091465		1-	B	b2
J 2006	CONNECTOR				BM03B-SRSS-TBT(LF)(SN)	P0091301		1-	B	a2
L 2001	M.RFC	1uH			LK1608 1R0K-T	L1690687		1-	B	d2
L 2002	M.RFC	2.2uH			LK1608 2R2K-T	L1690634		1-	B	e1
MC2001	MICROPHONE ELEMENT				SPM0204HD5-6	M3290047		1-	A	A1
Q 2001	IC				HD64F38124WV			1-	B	c1
Q 2002	IC				LC75822W	G1094358		1-	B	b1
Q 2003	TRANSISTOR				2SC4617 TL R	G3346178R		1-	B	e2
Q 2004	TRANSISTOR				2SC4617 TL R	G3346178R		1-	B	e2
Q 2005	TRANSISTOR				2SC4617 TL R	G3346178R		1-	B	e1
Q 2006	TRANSISTOR				2SB1132 T100 R	G3211327R		1-	B	a1
Q 2007	TRANSISTOR				2SB1132 T100 R	G3211327R		1-	B	b1
Q 2008	IC				LM2904PWR	G1094010		1-	B	e1

# PANEL-Unit

## Parts List

REF	DESCRIPTION	VALUE	V/W	TOL.	MFR'S DESIG	VXSTD P/N	VERS.	LOT	SIDE	LAY ADR
Q 2009	TRANSISTOR				2SC4617 TL R	G3346178R		1-	B	d1
Q 2010	TRANSISTOR				2SA1774 TL R	G3117748R		1-	B	e1
Q 2011	FET				2SK1588-T1-AZ	G3815888		1-	B	b2
Q 2013	TRANSISTOR				DTC144EE TL	G3070075		1-	B	c2
Q 2014	IC				NJM78L05UA-TE1	G1091325		1-	B	b1
Q 2015	IC				TC7W53FU(TE12L_F)	G1094158		1-	B	e1
Q 2016	TRANSISTOR				DTC144EE TL	G3070075		1-	A	E2
Q 2017	TRANSISTOR				DTC144EE TL	G3070075		1-	A	E1
Q 2018	TRANSISTOR				DTC144EE TL	G3070075		1-	B	d2
Q 2019	IC				LM2904PWR	G1094010		1-	B	b1
Q 2020	IC				TC7S66FU(TE85R.F)	G1092116		1-	B	e1
Q 2021	IC				TA75S01F(TE85R.F)	G1091593		1-	B	a1
Q 2022	TRANSISTOR				FMMTL718TA	G3070335		1-	B	d1
R 2001	CHIP RES.	120	1/16W	5%	RMC1/16S 121JTH	J24189014		1-	A	A1
R 2002	CHIP RES.	120	1/16W	5%	RMC1/16S 121JTH	J24189014		1-	A	A1
R 2003	CHIP RES.	100	1/16W	5%	RMC1/16S 101JTH	J24189013		1-	A	A1
R 2004	CHIP RES.	100	1/16W	5%	RMC1/16S 101JTH	J24189013		1-	A	A1
R 2005	CHIP RES.	100	1/16W	5%	RMC1/16S 101JTH	J24189013		1-	A	A1
R 2006	CHIP RES.	100	1/16W	5%	RMC1/16S 101JTH	J24189013		1-	A	A1
R 2007	CHIP RES.	2.7k	1/16W	5%	RMC1/16S 272JTH	J24189030		1-	B	b1
R 2008	CHIP RES.	4.7k	1/16W	5%	RMC1/16S 472JTH	J24189033		1-	B	a1
R 2009	CHIP RES.	8.2k	1/16W	5%	RMC1/16S 822JTH	J24189036		1-	B	a1
R 2010	CHIP RES.	10k	1/16W	5%	RMC1/16S 103JTH	J24189037		1-	B	a1
R 2011	CHIP RES.	100k	1/16W	5%	RMC1/16S 104JTH	J24189049		1-	B	a1
R 2012	CHIP RES.	2.7k	1/16W	5%	RMC1/16S 272JTH	J24189030		1-	B	b1
R 2013	CHIP RES.	4.7k	1/16W	5%	RMC1/16S 472JTH	J24189033		1-	B	b1
R 2014	CHIP RES.	8.2k	1/16W	5%	RMC1/16S 822JTH	J24189036		1-	B	b1
R 2015	CHIP RES.	10k	1/16W	5%	RMC1/16S 103JTH	J24189037		1-	B	a1
R 2016	CHIP RES.	100k	1/16W	5%	RMC1/16S 104JTH	J24189049		1-	B	b1
R 2017	CHIP RES.	150	1/16W	5%	RMC1/16S 151JTH	J24189015		1-	A	D1
R 2018	CHIP RES.	150	1/16W	5%	RMC1/16S 151JTH	J24189015		1-	A	D1
R 2019	CHIP RES.	820	1/16W	5%	RMC1/16S 821JTH	J24189024		1-	B	b1
R 2020	CHIP RES.	820	1/16W	5%	RMC1/16S 821JTH	J24189024		1-	B	b1
R 2021	CHIP RES.	820	1/16W	5%	RMC1/16S 821JTH	J24189024		1-	B	b1
R 2022	CHIP RES.	270	1/16W	5%	RMC1/16S 271JTH	J24189018		1-	A	D1
R 2023	CHIP RES.	270	1/16W	5%	RMC1/16S 271JTH	J24189018		1-	A	D1
R 2025	CHIP RES.	1k	1/16W	5%	RMC1/16S 102JTH	J24189025		1-	B	c2
R 2026	CHIP RES.	100k	1/16W	5%	RMC1/16S 104JTH	J24189049		1-	B	a1
R 2027	CHIP RES.	10k	1/16W	5%	RMC1/16S 103JTH	J24189037		1-	B	a1
R 2028	CHIP RES.	1k	1/16W	5%	RMC1/16S 102JTH	J24189025		1-	B	c2
R 2029	CHIP RES.	100k	1/16W	5%	RMC1/16S 104JTH	J24189049		1-	B	a1
R 2030	CHIP RES.	10k	1/16W	5%	RMC1/16S 103JTH	J24189037		1-	B	a1
R 2031	CHIP RES.	100k	1/16W	5%	RMC1/16S 104JTH	J24189049		1-	B	c2
R 2032	CHIP RES.	100k	1/16W	5%	RMC1/16S 104JTH	J24189049		1-	B	c2
R 2033	CHIP RES.	56k	1/16W	5%	RMC1/16S 563JTH	J24189046		1-	A	D1
R 2034	CHIP RES.	33k	1/16W	5%	RMC1/16S 333JTH	J24189043		1-	A	A2
R 2035	CHIP RES.	56k	1/16W	5%	RMC1/16S 563JTH	J24189046		1-	A	D1
R 2036	CHIP RES.	33k	1/16W	5%	RMC1/16S 333JTH	J24189043		1-	A	D2
R 2037	CHIP RES.	33k	1/16W	5%	RMC1/16S 333JTH	J24189043		1-	A	A2
R 2038	CHIP RES.	33k	1/16W	5%	RMC1/16S 333JTH	J24189043		1-	B	b2
R 2039	CHIP RES.	33k	1/16W	5%	RMC1/16S 333JTH	J24189043		1-	B	d1
R 2040	CHIP RES.	33k	1/16W	5%	RMC1/16S 333JTH	J24189043		1-	B	d1
R 2041	CHIP RES.	56k	1/16W	5%	RMC1/16S 563JTH	J24189046		1-	B	d1
R 2042	CHIP RES.	33k	1/16W	5%	RMC1/16S 333JTH	J24189043		1-	B	c1
R 2043	CHIP RES.	56k	1/16W	5%	RMC1/16S 563JTH	J24189046		1-	B	b1
R 2044	CHIP RES.	33k	1/16W	5%	RMC1/16S 333JTH	J24189043		1-	B	d1
R 2045	CHIP RES.	22k	1/16W	5%	RMC1/16S 223JTH	J24189041		1-	B	d1
R 2046	CHIP RES.	47k	1/16W	5%	RMC1/16S 473JTH	J24189045		1-	B	d1
R 2047	CHIP RES.	47k	1/16W	5%	RMC1/16S 473JTH	J24189045		1-	B	d1
R 2048	CHIP RES.	47k	1/16W	5%	RMC1/16S 473JTH	J24189045		1-	B	d1
R 2049	CHIP RES.	10k	1/16W	5%	RMC1/16S 103JTH	J24189037		1-	B	c2
R 2050	CHIP RES.	10k	1/16W	0.5%	RR0510P-103-D	J24189143		1-	B	d2
R 2051	CHIP RES.	1k	1/16W	5%	RMC1/16S 102JTH	J24189025		1-	B	c2
R 2052	CHIP RES.	1k	1/16W	5%	RMC1/16S 102JTH	J24189025		1-	B	c2
R 2053	CHIP RES.	1k	1/16W	5%	RMC1/16S 102JTH	J24189025		1-	B	c2
R 2054	CHIP RES.	1k	1/16W	5%	RMC1/16S 102JTH	J24189025		1-	B	c2
R 2055	CHIP RES.	150k	1/16W	5%	RMC1/16S 154JTH	J24189051		1-	B	a1
R 2056	CHIP RES.	330	1/16W	5%	RMC1/16S 331JTH	J24189019		1-	B	c2
R 2057	CHIP RES.	1k	1/16W	5%	RMC1/16S 102JTH	J24189025		1-	A	A1
R 2058	CHIP RES.	1M	1/16W	5%	RMC1/16S 105JTH	J24189061		1-	B	d1
R 2059	CHIP RES.	220k	1/16W	5%	RMC1/16S 224JTH	J24189053		1-	B	b2

# PANEL-Unit

## Parts List

REF	DESCRIPTION	VALUE	V/W	TOL.	MFR'S DESIG	VXSTD P/N	VERS.	LOT	SIDE	LAY ADR
R 2060	CHIP RES.	4.7k	1/16W	5%	RMC1/16S 472JTH	J24189033		1-	B	e1
R 2062	CHIP RES.	22k	1/16W	5%	RMC1/16S 223JTH	J24189041		1-	B	d1
R 2063	CHIP RES.	1k	1/16W	5%	RMC1/16S 102JTH	J24189025		1-	B	d2
R 2065	CHIP RES.	100k	1/16W	5%	RMC1/16S 104JTH	J24189049		1-	B	d2
R 2067	CHIP RES.	100k	1/16W	5%	RMC1/16S 104JTH	J24189049		1-	B	d2
R 2069	CHIP RES.	150k	1/16W	5%	RMC1/16S 154JTH	J24189051		1-	B	e1
R 2070	CHIP RES.	470k	1/16W	5%	RMC1/16S 474JTH	J24189057		1-	B	b1
R 2071	CHIP RES.	22k	1/16W	5%	RMC1/16S 223JTH	J24189041		1-	B	b1
R 2072	CHIP RES.	330	1/16W	5%	RMC1/16S 331JTH	J24189019		1-	B	d2
R 2073	CHIP RES.	100k	1/16W	5%	RMC1/16S 104JTH	J24189049		1-	B	b2
R 2074	CHIP RES.	10	1/10W	5%	RMC1/10T 100J	J24205100		1-	B	b1
R 2075	CHIP RES.	100	1/16W	5%	RMC1/16S 101JTH	J24189013		1-	B	d1
R 2076	CHIP RES.	150k	1/16W	5%	RMC1/16S 154JTH	J24189051		1-	B	e1
R 2077	CHIP RES.	33k	1/16W	5%	RMC1/16S 333JTH	J24189043		1-	B	a1
R 2078	CHIP RES.	150k	1/16W	5%	RMC1/16S 154JTH	J24189051		1-	B	e1
R 2079	CHIP RES.	4.7k	1/16W	5%	RMC1/16S 472JTH	J24189033		1-	B	e1
R 2080	CHIP RES.	1k	1/16W	5%	RMC1/16S 102JTH	J24189025		1-	B	e1
R 2081	CHIP RES.	10k	1/16W	5%	RMC1/16S 103JTH	J24189037		1-	B	e1
R 2082	CHIP RES.	15k	1/16W	5%	RMC1/16S 153JTH	J24189039		1-	B	e1
R 2083	CHIP RES.	2.2M	1/16W	5%	RMC1/16S 225JTH	J24189065		1-	B	e1
R 2084	CHIP RES.	47k	1/16W	5%	RMC1/16S 473JTH	J24189045		1-	B	a1
R 2085	CHIP RES.	220k	1/16W	5%	RMC1/16S 224JTH	J24189053		1-	B	e1
R 2086	CHIP RES.	1k	1/16W	5%	RMC1/16S 102JTH	J24189025		1-	B	c1
R 2087	CHIP RES.	1k	1/16W	5%	RMC1/16S 102JTH	J24189025		1-	B	c1
R 2088	CHIP RES.	47	1/16W	5%	RMC1/16S 470JTH	J24189009		1-	B	c1
R 2089	CHIP RES.	820	1/16W	5%	RMC1/16S 821JTH	J24189024		1-	B	c1
R 2090	CHIP RES.	56k	1/16W	5%	RMC1/16S 563JTH	J24189046		1-	B	c1
R 2091	CHIP RES.	100k	1/16W	5%	RMC1/16S 104JTH	J24189049		1-	B	b1
R 2092	CHIP RES.	1k	1/16W	5%	RMC1/16S 102JTH	J24189025		1-	B	a1
R 2093	CHIP RES.	1k	1/16W	5%	RMC1/16S 102JTH	J24189025		1-	B	a1
R 2094	CHIP RES.	15k	1/16W	5%	RMC1/16S 153JTH	J24189039		1-	B	a1
R 2095	CHIP RES.	2.2k	1/16W	5%	RMC1/16S 222JTH	J24189029		1-	B	e1
R 2096	CHIP RES.	470	1/16W	5%	RMC1/16S 471JTH	J24189021		1-	B	e1
R 2097	CHIP RES.	15k	1/16W	5%	RMC1/16S 153JTH	J24189039		1-	B	e1
R 2098	CHIP RES.	150k	1/16W	5%	RMC1/16S 154JTH	J24189051		1-	B	e1
R 2099	CHIP RES.	820	1/16W	5%	RMC1/16S 821JTH	J24189024		1-	A	E1
R 2100	CHIP RES.	470	1/16W	5%	RMC1/16S 471JTH	J24189021		1-	A	E1
R 2101	CHIP RES.	10k	1/16W	5%	RMC1/16S 103JTH	J24189037		1-	B	e2
R 2102	CHIP RES.	10k	1/16W	5%	RMC1/16S 103JTH	J24189037		1-	B	e1
R 2103	CHIP RES.	10k	1/16W	5%	RMC1/16S 103JTH	J24189037		1-	B	e2
R 2104	CHIP RES.	22k	1/16W	5%	RMC1/16S 223JTH	J24189041		1-	B	b1
R 2105	CHIP RES.	22k	1/16W	5%	RMC1/16S 223JTH	J24189041		1-	B	b1
R 2106	CHIP RES.	100k	1/16W	0.5%	RR0510R-104-D	J24189167		1-	B	a1
R 2107	CHIP RES.	100k	1/16W	0.5%	RR0510R-104-D	J24189167		1-	B	a1
R 2108	CHIP RES.	100k	1/16W	5%	RMC1/16S 104JTH	J24189049		1-	A	A1
R 2109	CHIP RES.	100k	1/16W	5%	RMC1/16S 104JTH	J24189049		1-	A	A1
R 2110	CHIP RES.	1k	1/16W	5%	RMC1/16S 102JTH	J24189025		1-	B	d1
R 2111	CHIP RES.	2.2k	1/16W	5%	RMC1/16S 222JTH	J24189029		1-	B	d1
R 2112	CHIP RES.	470	1/16W	5%	RMC1/16S 471JTH	J24189021		1-	A	E1
R 2113	CHIP RES.	3.3k	1/16W	5%	RMC1/16S 332JTH	J24189031		1-	B	b2
R 2114	CHIP RES.	10k	1/16W	5%	RMC1/16S 103JTH	J24189037		1-	B	e2
R 2115	CHIP RES.	10k	1/16W	5%	RMC1/16S 103JTH	J24189037		1-	B	e1
R 2116	CHIP RES.	10k	1/16W	5%	RMC1/16S 103JTH	J24189037		1-	B	e2
R 2117	CHIP RES.	100	1/10W	5%	RMC1/10T 101J	J24205101		14-	B	a1
R 2117	CHIP RES.	100	1/16W	5%	RMC1/16S 101JTH	J24189013		16-	B	a1
S 2002	TACT SWITCH				SKRTLBE010	N5090154		1-	B	a1
S 2003	TACT SWITCH				SKQMASE010	N5090092		1-	A	D1
S 2003	TACT SWITCH				SKQMASE010	N5090092A		9-	A	D1
S 2004	TACT SWITCH				SKQMASE010	N5090092		1-	A	A2
S 2004	TACT SWITCH				SKQMASE010	N5090092A		9-	A	A2
S 2005	TACT SWITCH				SKQMASE010	N5090092		1-	A	D1
S 2005	TACT SWITCH				SKQMASE010	N5090092A		9-	A	D1
S 2006	TACT SWITCH				SKQMASE010	N5090092		1-	A	D2
S 2006	TACT SWITCH				SKQMASE010	N5090092A		9-	A	D2
S 2007	TACT SWITCH				SKRTLBE010	N5090154		1-	B	d1
S 2008	TACT SWITCH				SKRTLBE010	N5090154		1-	B	c1
S 2009	TACT SWITCH				SKRTLBE010	N5090154		1-	B	b1
S 2010	TACT SWITCH				SKRTLBE010	N5090154		1-	B	e1
TH2001	THERMISTOR				TBPS1R103K440H5Q	G9090067		1-	B	d2
X 2001	XTL XJNGGIDANF	4MHz			4.000000MHz	H0103314		1-	B	d1
	LIGHT GUIDE				(LCD)	RA0883600		1-		

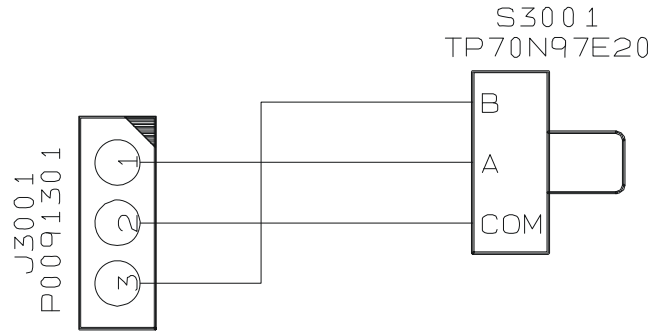




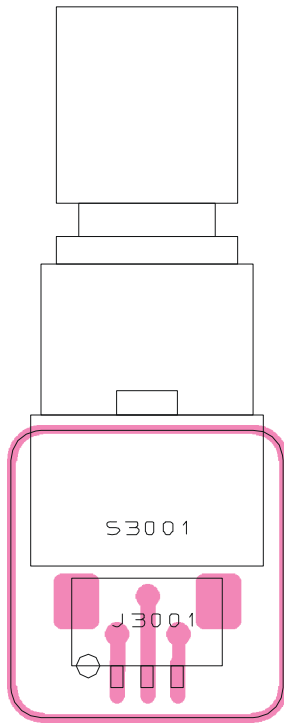
# *PANEL-Unit*

## *Note*

*Circuit Diagram*



*Parts Layout*



Side A



Side B

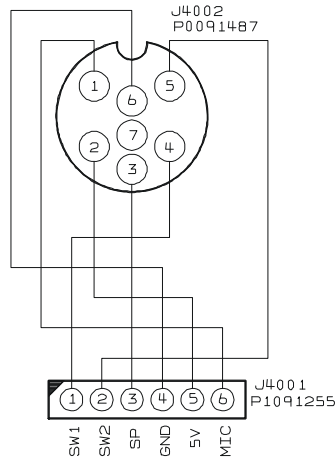
*Parts List*

REF.	DESCRIPTION	VALUE	V/W	TOL.	MFR'S DESIG	VXSTD P/N	VERS.	LOT.	SIDE	LAY ADR
J 3001	CONNECTOR				BM03B-SRSS-TBT(LF)(SN)	P0091301		1-	A	
S 3001	ROTARY ENCODER				TP70N97E20 13.5FT RY-8200	Q9000865		1-	A	

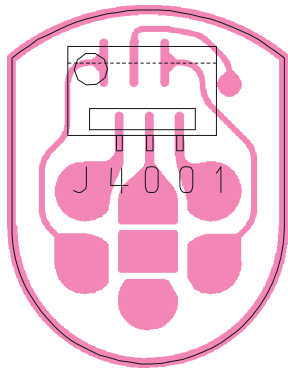


# CONNECTOR-Unit (Lot. 1~15)

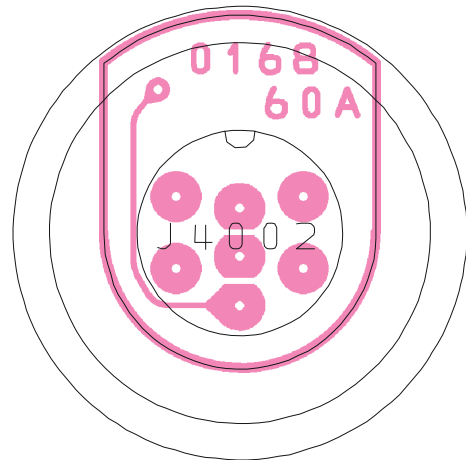
## Circuit Diagram



## Parts Layout



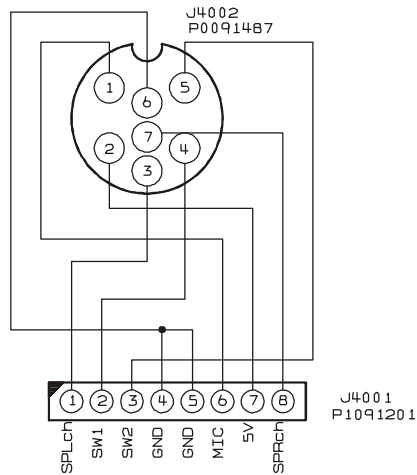
Side A



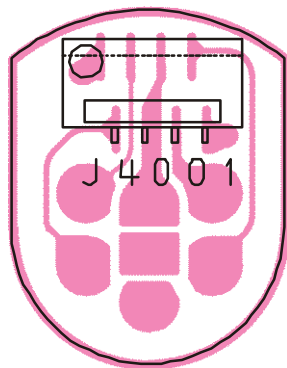
Side B

# CONNECTOR-Unit (Lot. 16~)

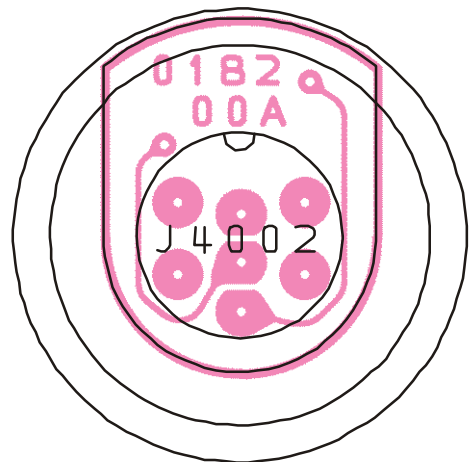
## Circuit Diagram



## Parts Layout



Side A



Side B

## Parts List

REF.	DESCRIPTION	VALUE	V/W	TOL.	MFR'S DESIG	VXSTD P/N	VERS.	LOT.	SIDE	LAY ADR
PCB with Components						CB4022001				
J 4001	CONNECTOR				06FLT-SM2-TB(LF)(SN)	P1091255		1-	A	
J 4001	CONNECTOR				08FLT-SM2-TB(LF)(SN)	P1091201		16-	A	A1
J 4002	CONNECTOR				448MRW-7P	P0091487		1-	B	

# **YAESU**

Copyright 2011  
VERTEX STANDARD CO., LTD.  
All rights reserved

No portion of this manual  
may be reproduced without  
the permission of  
VERTEX STANDARD CO., LTD.