

OM5 DYNAMIC VOCAL MICROPHONE

overview

First produced in 1995, the OM5 dynamic vocal microphone has become highly regarded by artists and engineers for its ability to produce quality sound at very high sound pressure levels without distortion or feedback. The OM5 is naturally attenuated at 120 Hz to reduce boominess and handling noise. The mid-range is tailored for clarity and presence making it easier for the vocals to be heard both in the mains and monitors.

By employing Audix's VLM (very low mass) capsule technology, the OM5 has exceptional transient response. An extremely tight and uniformly controlled hypercardioid pattern helps to isolate the vocals from the rest of the instruments on stage. The OM5 is comfortable to hold, durable, and manufactured with extremely tight tolerances. The result is an unparalleled consistency in sound and performance at a very competitive price.

specifications

Transducer Type	Dynamic
Frequency Response	48 Hz- 19 kHz
Polar Pattern	Hypercardioid
Output Impedance	200 ohms
Sensitivity	2.4 mV ref 1k @ 1 Pascal
Capsule Technology	VLM Type C
Off axis rejection	>30 dB
Maximum SPL	>144 dB
Cable/Connector	3 pin gold plated male XLR
Polarity	Positive voltage on pin 2 relative to pin 3 of output XLR connector
Housing	Zinc alloy
Weight	10.8oz/307 grams
Finish	Black E-coat



applications

- ▶ **Live Stage, live recording**
Excellent for lead and backing vocals - all venues
- ▶ **Instruments**
Sax, brass, guitar, dobro, flute, percussion, drums
- ▶ **Broadcast**
Announce mic, interview mic
- ▶ **Home Studio**
Multi-use vocal and instrument applications

features

- ▶ Clear and accurate vocal reproduction
- ▶ Handles high SPL without distortion
- ▶ Low handling noise
- ▶ Provides exceptional gain before feedback
- ▶ Provides maximum vocal isolation on stage
- ▶ Dent resistant spring steel grill



Lead Vocals



Background Vocals



Brass



Saxophone



Guitar



Drums



Percussion

AUDIX
PERFORMANCE IS EVERYTHING

OM5 DYNAMIC VOCAL MICROPHONE

Operation and Maintenance: Although the OM-5 is a durable handheld dynamic microphone with a dent-resistant spring steel grill, it should still be handled with care. Avoid extreme temperatures wherever possible.

Phantom power: The OM-5 is a dynamic microphone and *does not* require phantom power; be assured that phantom power will not adversely affect the performance of the OM-5 in any way.

Recording: The OM-5 has a very sophisticated, high quality transducer element, and can be very useful for a wide variety of recording applications. For live recording, or to attain the feel of a live vocal, the OM5 is an excellent choice. It will provide a true, accurate sound and isolate the vocal(s) from other surrounding instruments. Because of the tight hypercardioid pattern of the OM5, it is important to place the microphone directly on axis and as close as possible to the sound source. Since the OM5 is able to handle very high sound pressure levels, it can be successfully utilized to mic a wide variety of instruments, both acoustic and electric.

Live Sound:

Impedance: The OM5 is a low impedance microphone and for optimum results it should be plugged into a low impedance mic input. In most cases a mic level input is a 3 pin XLR, however, in some cases (as with Karaoke machines) a mic level input may require a 1/4" jack. In this case, you will want to use an XLR-1/4" mic cable.

Output level: The OM-5 has a fairly high output level, however, it is important to note that "high output" from a microphone in and of itself may not necessarily be a good feature. In fact, high output from the mic may result in overloading the input level of the console and cause distortion. Loudness can be easily controlled by simply using the faders!

More important questions to ask regarding a microphone's performance would be the following:

- 1) How loud can a microphone get before feedback (gain before feedback)
- 2) How much sound on stage will the microphone reject, especially on a stage with floor monitors and multiple microphones (off axis rejection)
- 3) How much sound pressure level (SPL) will a microphone handle before it distorts

PA System: Although the OM5 can be utilized in any type of venue, it is ideally suited for a professional PA system with subs and floor monitors on stage. It is designed with a natural bass attenuation in order to reduce boominess, and it has a slight midrange presence to provide vocal clarity. In most cases, the OM5 sounds very natural without adding much EQ.

Stage Use: The OM5 is a problem solver. It can help control feedback and also help to get the vocals above the music. Try using an OM5 when:

- The stage is very tight and the vocal mics are in close proximity to the drums and amps.
- The drummer's vocal mic is picking up more drums than vocals.
- The vocalists are having a difficult time hearing themselves.
- You want cleaner separation of sound through the mains
- You want to achieve more gain from your background vocals

The Trade Off: There is a trade off for achieving higher levels of gain before feedback and for getting the vocals above the mix. Since the OM5 has such an incredibly tight pick-up pattern, the singers **MUST STAY RIGHT ON** the microphone. Even if the vocalist wanders of the mic a few inches, you will notice a drop off in their vocal. With the OM5, you can achieve remarkable results if the vocalist understands the benefits of staying right on top of the mic.

Floor Monitors: The OM5 is extremely stable around floor monitors and will work with the monitors either straight on or at an angle. This allows lead vocalists freedom on stage without the worry of feedback. The behavior of the microphone relative to floor monitors will, of course, vary from room to room, which means that dialing in the monitors becomes an important part of sound check.

Mic Placement: In general, allow a minimum distance of 2-3 feet between microphones to avoid phase problems.

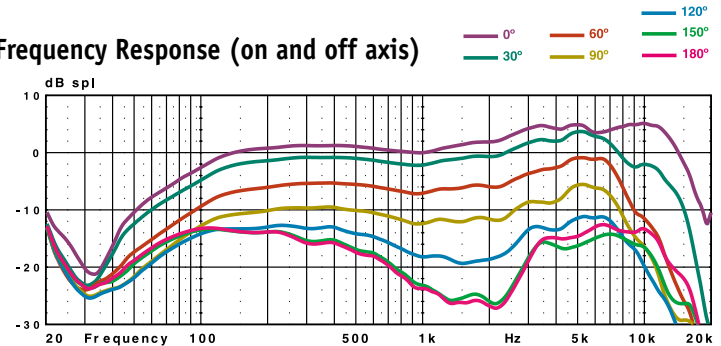
Supplied Accessories

- ▶ Mic clip (MC1) adjustable through 180 degrees with standard 5/8 inch 27 thread.
Note: Metal thread adapter also supplied to accommodate European stands.
- ▶ Zippered microphone carrying pouch. (P1)

Optional Accessories

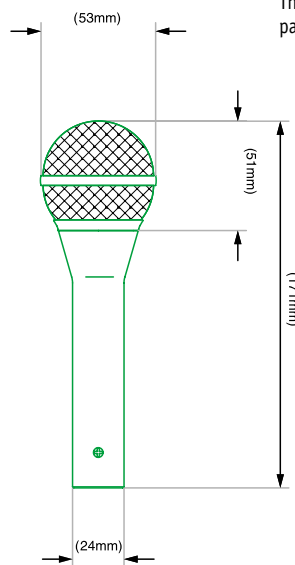
- ▶ WS357 External Foam windscreen (WS-357)
- ▶ 25' XLR-XLR low noise microphone cable (CBL25)

Frequency Response (on and off axis)



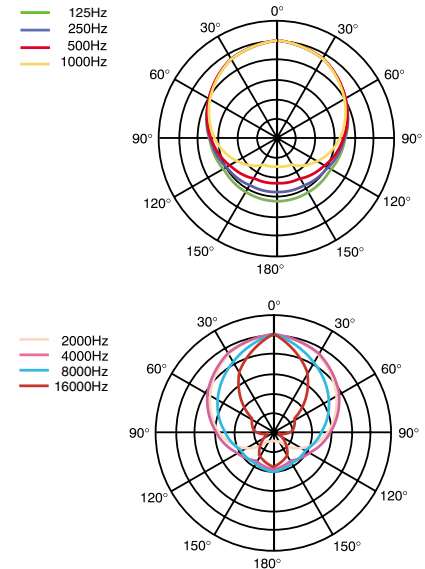
The frequency response curve shown (measuring tolerance at $\pm 3\text{dB}$) and polar pattern correspond to typical production run specifications for this microphone.

Measurements



Measurement in Millimeters

Polar Charts



WARNING:

Avoid excessive moisture as it can adversely affect the sound and performance of your microphone.

OUTPUT:

The OM-5 output is balanced across Pin 2 (positive) with respect to Pin 3. The shield is connected to Pin 1. It is recommended to use a high quality microphone cable with 3 pin XLR connectors.

SERVICE AND WARRANTY:

This microphone is warranted for a period of 1 year from any and all manufacturing defects. Should your microphone fail in any way, please contact the Audix Service department at 503-682-6933. A Return Authorization number is required before sending back any products.

CALL: 503-682-6933 FAX: 503-682-7114
www.audixusa.com

Audix Corporation PO Box 4010, Wilsonville, OR 97070 In Canada, Cabletek Electronics LTD, 604-942-1001 fax 604-942-1010
©Audix Corporation 2002. All rights reserved. Audix and the Audix logo are trademarks of Audix Corporation.

AUDIX
PERFORMANCE IS EVERYTHING