

**OWNER'S MANUAL**

**Fender<sup>®</sup>**

MUSICAL INSTRUMENTS  
1300 E. Valencia, Fullerton, California 92631

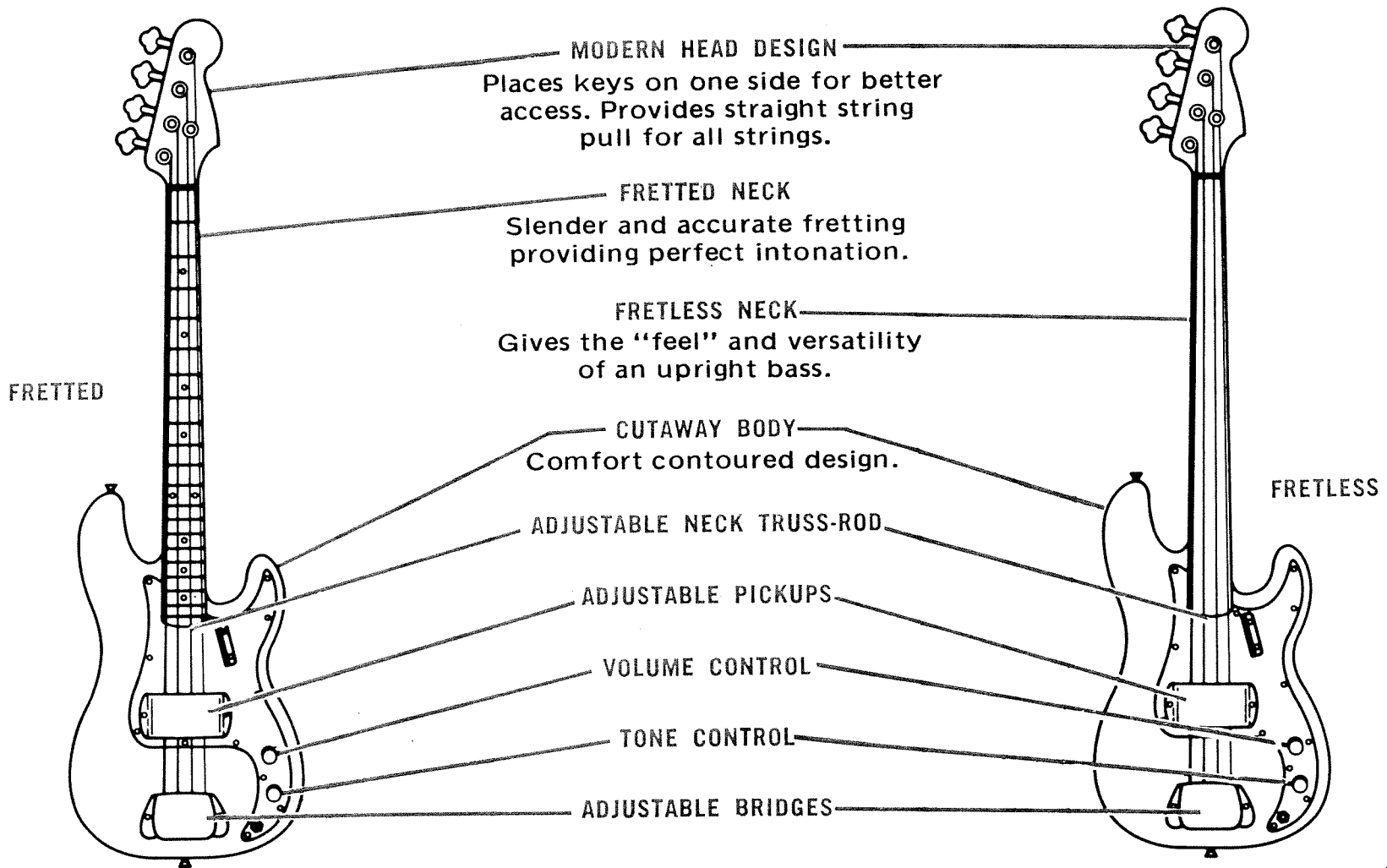
**PRECISION BASS**

MANUAL NO. 033512 (C/GE)

---

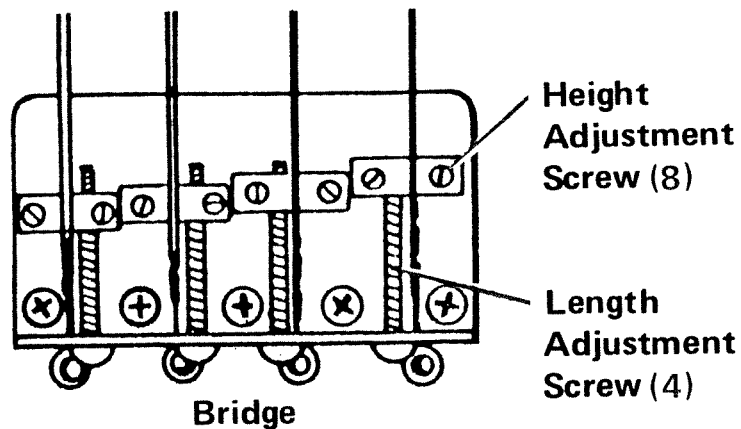
**Your new Fender Bass incorporates  
the highest standards of craftsmanship and quality  
components. As a Fender owner you can  
be proud and self-assured in the  
knowledge that you have the finest.**

**Your playing pleasure will be enhanced  
if you become thoroughly acquainted with all  
of the features of your instrument. Please read this  
manual carefully and completely. If you  
need more information contact your  
authorized Fender dealer.**



## STRING HEIGHT ADJUSTMENT

There are eight string height adjustment screws, as shown. To raise the strings turn the adjustment screws clockwise. To lower the strings turn the adjustment screws counter-clockwise.



Low string action makes for easier playing but if the strings are too low they will buzz on the frets.

## STRING LENGTH ADJUSTMENT

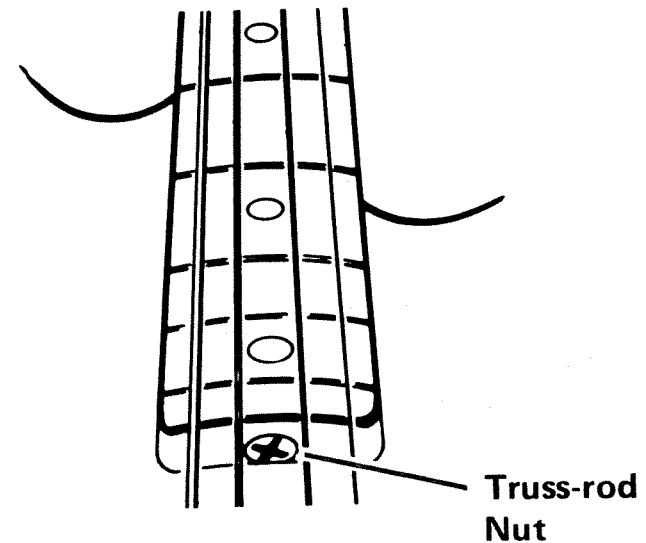
There are four string length adjustment screws, as shown. If a string sounds flat when played at the twelfth fret, compared with the open string harmonic at the same fret, the adjustment screw should be turned counter-clockwise to shorten the string. If a string sounds sharp to the harmonic, the screw should be turned clockwise to lengthen the string.

## ADJUSTABLE NECK TRUSS ROD


The Neck Adjustment Nut is located at the body end of the neck. If the neck is bowed away from the strings the nut should be tightened (clockwise). If the neck is bowed toward the strings the nut should be loosened (counterclockwise). Use a flat head screwdriver with a tip approximately 1/8" wide (too large a tip will damage the pickguard). Usually a quarter turn or less is required. While turning the screw it is helpful to apply pressure to the neck in the same direction as the required adjustment.

## PICKUP ADJUSTMENT

There are two height adjustment screws, one at each end of the pickup. Turn the screws clockwise to raise and counterclockwise to lower the pickup.




## ACCESSORIES FOR YOUR BASS



### GUITAR THRONE

Fully adjustable, chrome plated durable stand with foam padded seat cushion. Adjustable heel rest. Back rest included.




### HARD SHELL PLUSH LINED CASE

Strong, sturdy. Covered with rich scuff-resistant vinyl fabric. Double stitched seams. Interior lined with soft, velvet like material.

## BASS AMPLIFIERS

"Fender Amplifiers are Engineered to Perfectly Match the Electronic Circuitry of your New Fender Instrument"




### BASSMAN 100

- The exceptional bass performer with the famous Fender Sound.
- 100-watts RMS power with 220-watts peak music power for outstanding amplification
- Four heavy-duty 12 in. speakers in an enclosure specially designed to take advantage of room acoustics
- deep switch on bass instrument channel and bright switch on normal channel
- Master volume control

## BASS AMPLIFIERS (cont'd)


### AN OUTSTANDING FAVORITE WITH BASS PLAYERS THE WORLD OVER

- 50-watts RMS power with 110-watts peak music power for strong, positive amplification
- Two heavy-duty 15" speakers mounted in specially designed enclosure for true tone reproduction
- Dual channels with separate controls on each
- Convenient "piggyback" dual unit design. Each amplifier system consists of a piggyback style amplifier unit and one speaker enclosure with two 15" bass speakers



BASSMAN 50





## BASSMAN 10

- 50-watts RMS power with 110-watts peak music power
- 4 specially designed 10" bass speakers for authentic bass reproduction
- Dual channels, each with separate controls and two instrument inputs

## REPLACEMENT PARTS LIST

Description	Part Number
Key Assembly .....	042630
Bridge Spring .....	018689
Bridge Bar .....	012102
Bridge Cover .....	010108
String Guide .....	013325
Strap Button .....	012344
Rhythm Pickup .....	033191
Lead Pickup .....	033183
Pickup Covers .....	016840
Metal Pickup Cover .....	010116
Control Knob .....	013359
Volume and Tone Control .....	032367
Capacitor .....	015552
Phone Jack .....	021956
Fingerrest .....	018614

Note: All parts must be purchased through an authorized Fender Dealer or Service Center. Fender Musical Instruments cannot accept orders direct from the consumer.

## WARRANTY

Fender Musical Instruments warrants this product to be free from defects in materials and workmanship for a period of one year from date of purchase. The warranty herein extends only to the original purchaser at retail of a new product. This warranty shall not apply to products purchased from anyone other than an authorized Fender dealer, or to products which have been subject to alteration, misuse, accident, neglect (such as extremes of temperature and/or moisture), or to wear resulting from normal usage.

This warranty does not include strings which should be changed periodically, the interval between changes depending on the usage and the player.

The warranty herein becomes effective upon receipt of the completed attached owner registration card within ten (10) days after date of purchase. Upon its receipt the owner will be sent a personalized Fender warranty identification card. Presentation of the card within the warranty period will entitle the owner to receive authorized service and repair from any authorized Fender dealer. Such service and repair shall include all labor and materials necessary to make the repairs and replacements covered under the terms of this warranty.

If the product must be returned to the factory service center for repair, it must be accompanied by an authorized Fender dealer's written direction to such effect and a Fender shipping label. Transportation charges to and from the service center shall be borne by the owner unless otherwise specified by law.

This warranty is expressly in lieu of all other agreements and warranties, express or implied, except as may be otherwise required by law.

PLACE  
STAMP  
HERE

**FENDER MUSICAL INSTRUMENTS**  
1300 East Valencia  
Fullerton, California 92631

# WARRANTY REGISTRATION CARD

## PRECISION BASS

FRETTED

UNFRETTED

The Fender warranty becomes effective only if this card is returned to Fender Musical Instruments within ten (10) days after purchase. It should be filled out, signed, detached, and mailed immediately. Upon receipt of this card, you will be mailed your Fender-owner identification card.

Purchase date \_\_\_\_\_ Serial No. \_\_\_\_\_

Owner's name \_\_\_\_\_ Age \_\_\_\_\_ Sex \_\_\_\_\_

Address \_\_\_\_\_ City \_\_\_\_\_ State \_\_\_\_\_

Zip \_\_\_\_\_ Purchased from \_\_\_\_\_

City \_\_\_\_\_ State \_\_\_\_\_

Owner's Signature \_\_\_\_\_

I am: professional  semi-professional  amateur

I bought a Fender because of:

Personal preference  Advertising  Reputation  Recommended  Other

Education: Years \_\_\_\_\_

List two of your favorite magazines \_\_\_\_\_

Litho U.S.A.