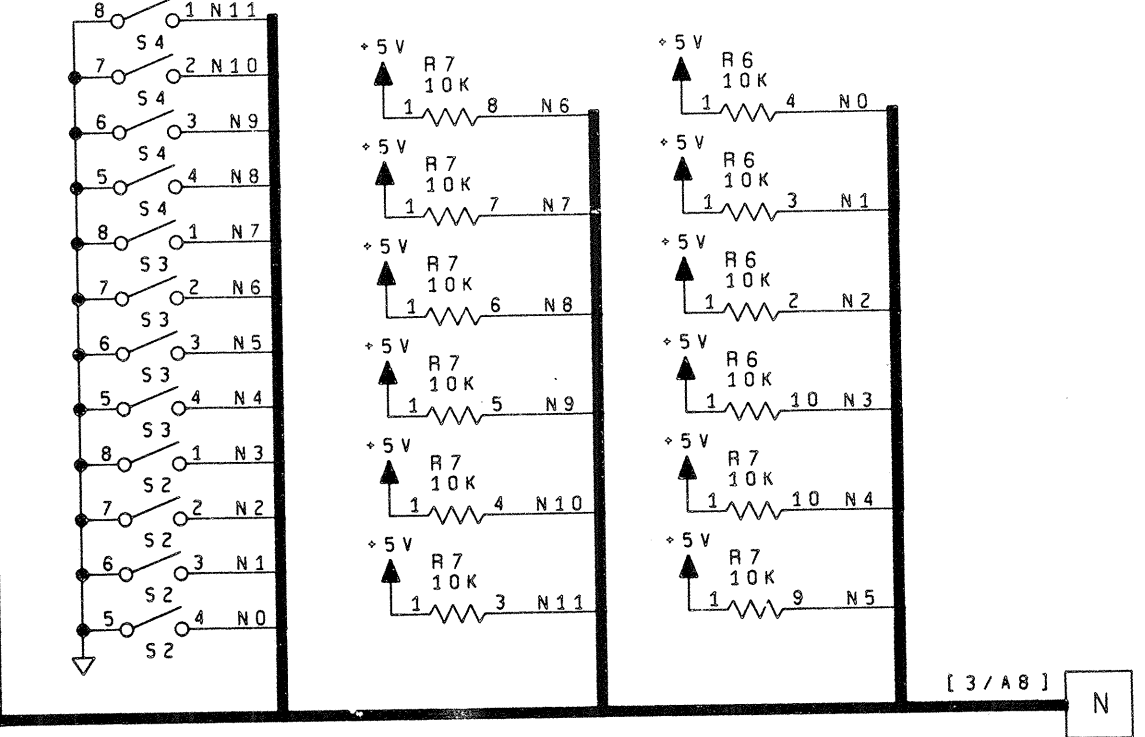
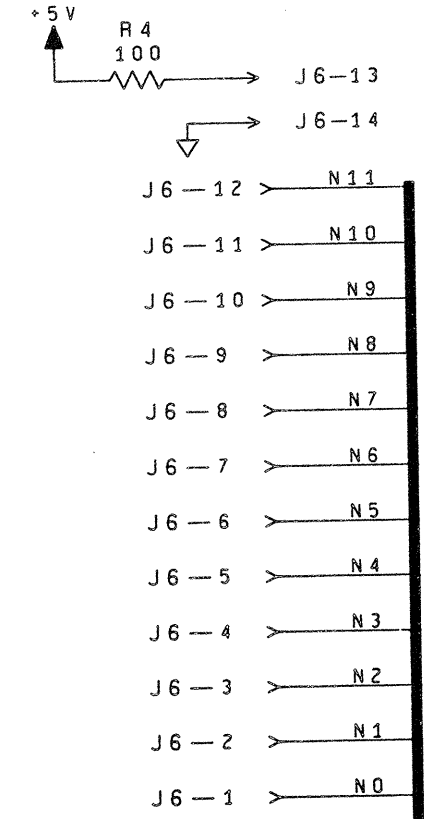
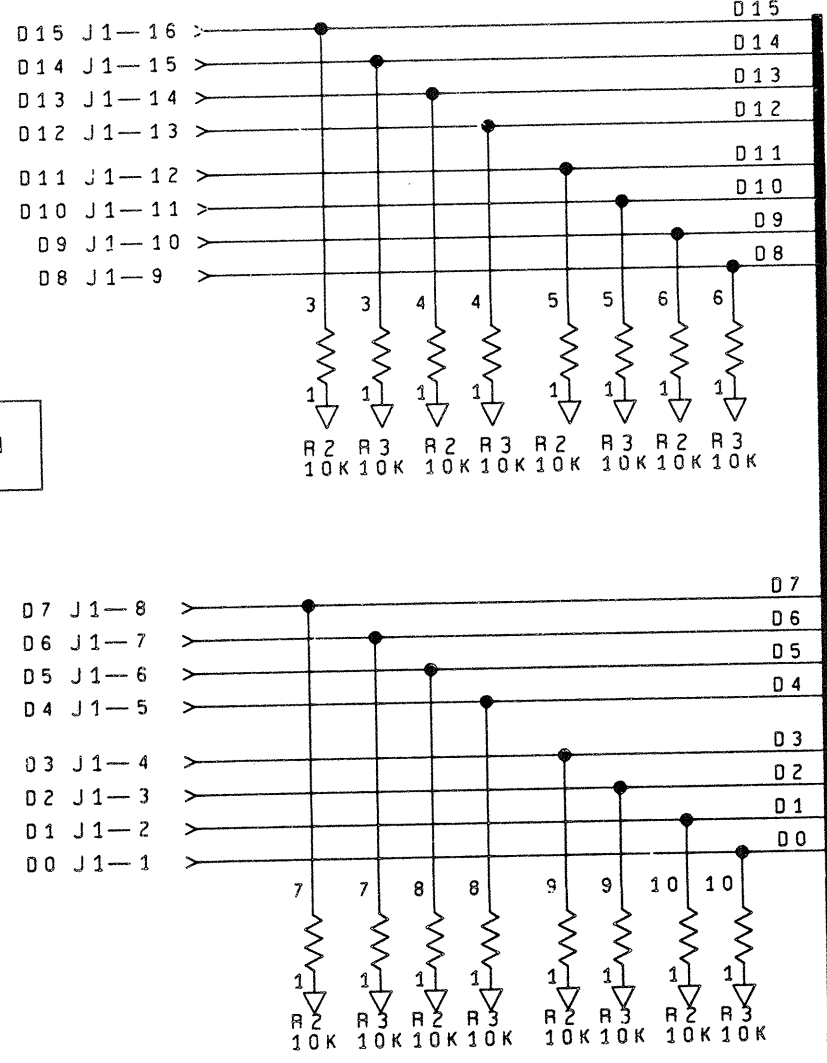


J6-15 → J9-12N+1 MUTE

N+1
FREQUENCY
SELECT
(TO BACK PANEL)



DIGITAL
MODULATION
INPUT



UNLESS OTHERWISE NOTED:

4. INDUCTANCE IN UH.
3. CAPACITANCE IN UF.
2. RESISTANCE IN OHMS.
1. ALL RESISTORS ARE 1/4 WATT, 5%.

6. 5% RESISTORS MAY BE SUBSTITUTED FOR ANY RESISTOR UNLESS LABELED 1% ON THIS DOCUMENT.

5. SHEET NUMBER ZONE CONTINUATION SYMBOL (2/A1)

REV	LTR	ZONE	DATE	DFTM	ENG	ECO NUM
1	J1		12-02-93	SLH	ET	DOCCHG
REVISE SHEET 4						
2	K		12-13-93	DFD	ET	DFME-183
REVISE SHEET 2						

HARRIS CORPORATION
BROADCAST DIVISION
P.O. BOX 4290
QUINCY, ILLINOIS 62305

THIS DOCUMENT CONTAINS PROPRIETARY DATA OF HARRIS CORPORATION. NO DISCLOSURE, REPRODUCTION, OR USE OF ANY PART THEREOF MAY BE MADE EXCEPT BY WRITTEN PERMISSION.

DRAWN BY	R'B/RMF	TITLE	
DATE	12-2-91	SCHEM. DIGITAL MODULATOR	
ENG	E TWITCHELL		
PROJ	E TWITCHELL		
REV			
ENG			
NO			

DWG # 839-8120-003 REV K

SHEET 1 OF 5