

Fender[®]

THE SOUND THAT CREATES LEGENDS

Blues Junior[™]
Owner's Manual

P/N 049312

BLUES JUNIOR™ INTRODUCTION

The Fender Blues Junior is a truly professional, small, tube amplifier. A true classic, with that late-night blues tone found nowhere else but in a Fender. Compact size, professional tone, and traditional styling make the Fender Blues Junior ideal for rehearsal, backstage warm-up, and studio work.

The Blues Junior's top panel mounted controls offer both simplicity and versatility: Volume, Treble, Bass, Middle, Master, "FAT" switch, and Reverb. You'll get everything from vintage clean, bell-like tones to the most gnarly growl imaginable.

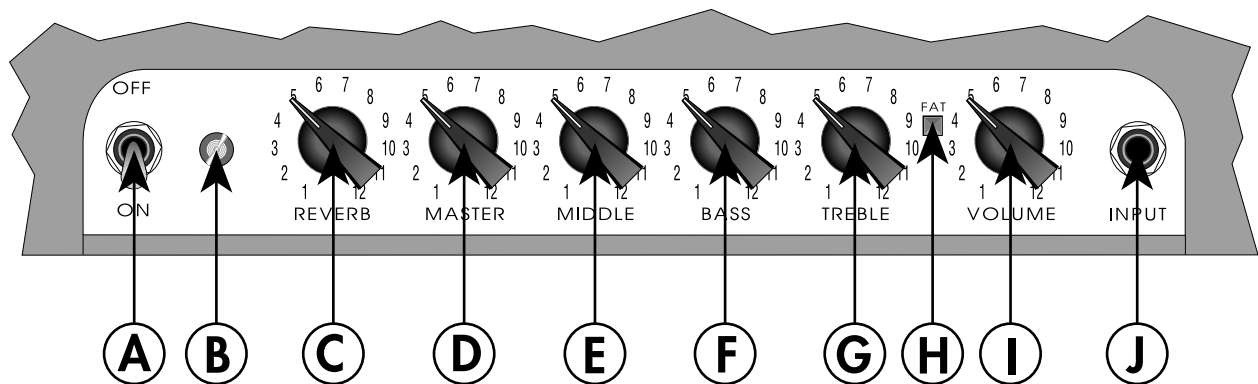
The Fender vintage special design 12" speaker is connected through a standard 1/4" jack allowing your choice of the internal speaker or any external

8Ω cabinets. The "FAT" switch may be controlled from the top panel or with the optional footswitch.

Your selection of a Fender amplifier will be rewarded with years of quality performance and a wide range of musical sounds. The built in quality of a Fender amplifier is the result of over four decades of dedication in the combined skills of research and development by our engineers and musicians.

That is why we proudly say... FENDER, The Sound That Creates Legends.

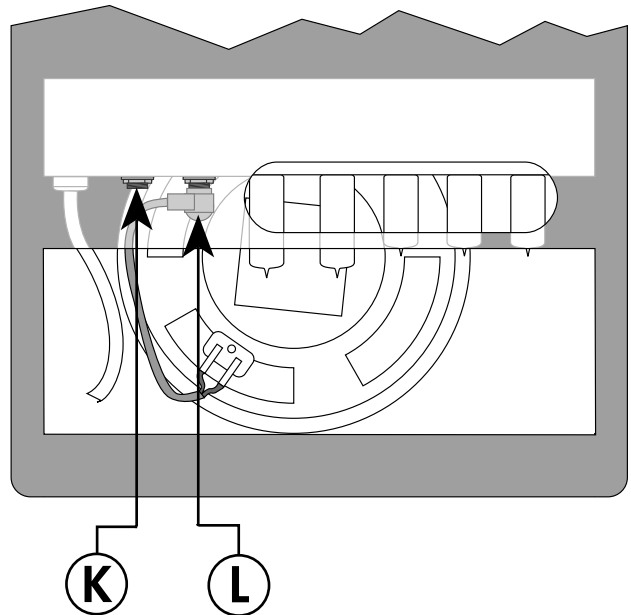
BLUES JUNIOR TOP PANEL FUNCTIONS



- A. **ON/OFF SWITCH** - This switch turns the AC power ON and OFF. When the switch is OFF, the amplifier is completely shut down.
- B. **POWER INDICATOR** - When the indicator is illuminated, the Blues Junior is receiving power.
- C. **REVERB** - Adjusts the amount of reverb.
- D. **MASTER** - Adjusts the overall loudness of the amplifier.
- E. **MIDDLE** - Adjusts the amount of boost or cut in the middle frequency range.
- F. **BASS** - Adjusts the amount of boost or cut in the low frequency range.
- G. **TREBLE** - Adjusts the amount of boost or cut in the high frequency range.
- H. **FAT SWITCH** - When this button is depressed, the amount of preamp gain will increase.
- I. **VOLUME** - Adjusts the amount of preamp gain.
- J. **INPUT** - A high impedance, high sensitivity plug-in connection for instruments.

BLUES JUNIOR BOTTOM PANEL FUNCTIONS

- K. "FAT" FOOTSWITCH CONNECTOR-** This jack provides a connection for the optional external footswitch (Fender Part# 041228). When plugged in, the external footswitch disables the Fat switch (Item H) on the top panel.
- L. SPEAKER CONNECTOR-** This jack provides a connection for the internal speaker. An 8 Ohm external speaker cabinet may be used instead of the internal speaker.



LINE CORD

This amplifier is equipped with a grounding type supply cord to reduce the possibility of shock hazard. DO NOT ALTER THE AC PLUG. ANY ATTEMPT TO DEFEAT THIS FEATURE COULD RESULT IN SERIOUS INJURY.

TUBES

The Blues Junior tube complement consists of three 12AX7s (Fender P/N 013341) and two 6BQ5s(EL84s) (Fender P/N 041255). Looking at the back of a Blues Junior amplifier, the tube complement appears as:

6BQ5 6BQ5 12AX7 12AX7 12AX7

TWEED COVERING CARE

The tweed covering is best cleaned with a water-dampened sponge. Stubborn spots may be cleaned with a sponge dampened with a light, soapy solution. Be careful not to let any liquid come in contact with the operating surfaces. DO NOT have the amplifier plugged into the power outlet during cleaning.

TROUBLESHOOTER'S CHECKLIST

If the amp is set up but does not function, check the following items:

- Is the amp's power cord properly plugged into an electrical outlet
- Is there power at the outlet?
- Is the speaker properly connected to the amplifier?
- Are the volume and master controls above "zero"?
- Is the volume control on the instrument turned up?
- Is your instrument properly plugged into the amplifier?
(Eliminate any effect pedals and/or try another cord.)

If, after checking all of the above, the system is not performing correctly, consult your Fender Service Center.

BLUES JUNIOR SPECIFICATIONS

PART NUMBER:	120V	21-3105
	100V	21-3175
	230V	21-3165
	230V UK	21-3145
	230V NORDIC	21-3185
	240V AUSTRALIA/NZ	21-3135



DIMENSIONS:	HEIGHT:	16"	(41cm)
	WIDTH:	18"	(46cm)
	DEPTH:	9-13/16"	(25cm)
	WEIGHT:	31lbs	(14 kg)

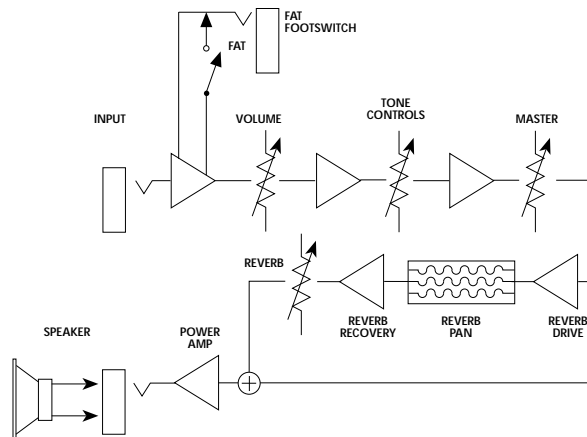
POWER OUTPUT: 15W RMS minimum into 8Ω @ 5% THD, 1kHz

INPUT IMPEDANCE: 1MΩ

POWER REQUIREMENTS: 100 - 120VAC 50/60Hz 180W
230 - 240VAC 50/60Hz 180W

SPEAKER COMPLEMENT: One 8Ω 12" Fender re-issue "Gold Label" speaker (Fender P/N 037617)

BLUES JUNIOR BLOCK DIAGRAM



**WARNINGS: NO USER SERVICEABLE PARTS INSIDE,
REFER SERVICING TO QUALIFIED PERSONNEL ONLY.
THIS EQUIPMENT MUST BE EARTH GROUNDED.**

A PRODUCT OF:
**FENDER MUSICAL INSTRUMENTS CORP.,
CORONA, CA 91720**