

ISTRUZIONI PER L'USO DEL

Rhythmaker

HOW TO KNOW YOUR EKO


Rhythmaker

BEDIENUNGS- ANWEISUNG FÜR

IHREN EKO

Rhythmaker

EKO *Rhythmaker*



EKO

S.p.A. - MUSICAL INSTRUMENTS - Recanatì - Italy - Tel. 978044 - 978325 - 978414

Innanzitutto accertatevi che il fusibile sia collocato nel relativo portafusibile e che il cambio tensione sia sul valore del voltaggio di rete. Noterete poi che sul retro del vostro Rhythmaker (Fig. "A") ci sono tre prese per jack:

* Le prime due (HIGH IMP. - Alta impedenza - LOW IMP. - Bassa impedenza) servono per il collegamento all'amplificatore a seconda della sua potenza e della sua sensibilità.

* La terza (FOOT SWITCH) serve per il collegamento del pedallino interruttore che permette il comando a distanza del Rhythmaker.

PERCHÉ IL PEDALINO FUNZIONI, OCCORRE CHE IL PULSANTE START/STOP SI TROVI IN POSIZIONE "STOP".

Be sure to check current selector at AC plug on instrument and plug in cord at AC supply (NOTICE: the three grounding cord must be used at all times for personal safety during operation).

VIEW FROM BACK SIDE (fig. "A")

Starting from left to right note:

* HIGH IMP. = for connection to high sensitivity amplifiers.

* LOW IMP. = for connection to low sensitivity amplifiers.

* FOOT SWITCH: remote start/stop foot control plug in.

THIS PEDAL CONTROLS THE UNIT ONLY WHEN THE START/STOP PUSH BUTTON, LOCATED IN THE FRONT PANEL, IS IN THE "STOP" POSITION.

Bitte beachten Sie den Spannungs - Wähler am Netz-Eingang des Gerätes! Stellen Sie die richtige Spannung (110 oder 220 Volt) ein.

Sodann stecken Sie den Netzstecker in das Stromnetz.

Zu Ihrer persönlichen Sicherheit beachten Sie bitte, dass nur Schuko-Netzstecker verwendet werden!

Anschalt von hinten (Bild "A")

von rechts nach links:

* HIGH - IMP.: Ausgang für hochohmige Verstärker.

* LOW - IMP.: Ausgang für niederohmige Verstärker.

* FOOT SWITCH: Eingang für Fuss-Fernschalter.

ACHTUNG: Dieser Fuss-Schalter arbeitet nur, wenn der auf der Vorderseite befindliche Druck - Schalter START/STOP eingedrückt ist. (Auf STOP - Position).

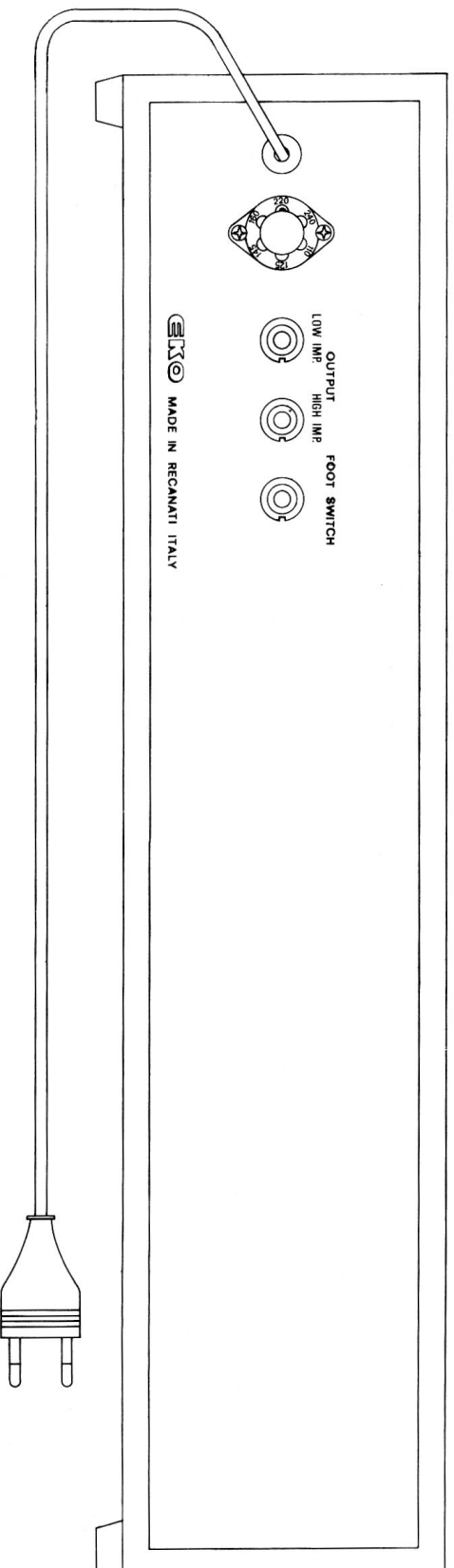


FIG. A

Ritmi e strumenti che lo compongono:

MARCH: Bass Drum, Snare

FOXTROT: Bass Drum, Cymbal, Charleston

SUFFLE: Bass Drum, Cymbal, Snare, Charle-

ston

JAZZ: Bass Drum, Cymbal, Charleston, Snare

SWING: Bass Drum, Snare, Cymbal

TANGO: Bass Drum, Snare

WALTZ: Bass Drum, Charleston, Cymbal

WESTERN: Bass Drum, Clave, Timbale

SLOW ROCK: Bass Drum, Snare, Cymbal

ROCK'N ROLL: Bass Drum, Snare, Cymbal

BOSSA NOVA: Bass Drum, Cymbal, Charle-

ston + LIMSHOT strumento fisso)

SAMBA: Bass Drum, Charleston, Clave, Cymbal,

Timbale + (BONGO strumento fisso)

MAMBO: Bass Drum, Timbale, Block, Clave,

Charleston, (BONGO str. fisso)

CHA-CHA: Bass Drum, Timbale, Block, Charle-

ston + (BONGO str. fisso)

BEGUINE: Bass Drum, Timbale, Clave, Cymbal,

Charleston + (BONGO str. fisso)

RUMBA: Bass Drum, Timbale, Block, Clave,

Charleston + (BONGO str. fisso)

The following is to show which instruments
are operating during each rhythm:

MARCH: Bass Drum - Snare

FOX-TROT: Bass Drum - Cymbal - Charle-

ston

SHUFFLE: Bass Drum - Cymbal - Snare -

Charleston

JAZZ: Bass Drum - Cymbal - Snare - Charle-

ston

SWING: Bass Drum - Cymbal - Snare

TANGO: Bass Drum - Snare

WALTZ: Bass Drum - Cymbal - Charleston

WESTERN: Bass Drum - Clave - Timbale

SLOW ROCK: Bass Drum - Cymbal - Snare

ROCK'N ROLL: Bass Drum - Cymbal - Charle-

BOSSANOVA: Bass Drum - Cymbal - Charle-

ston - Limshot

SAMBA: Bass Drum - Cymbal - Charleston -

Clave - Timbale - Bongo

MAMBO: Bass Drum - Charleston - Block -

Clave - Timbale - Bongo

CHA-CHA: Bass Drum - Charleston - Block -

Timbale - Bongo

BEGUINE: Bass Drum - Cymbal - Charle-

ston - Clave - Timbale - Bongo

RUMBA: Bass Drum - Charleston - Clave -

Block - Timbale - Bongo

Bei den einzelnen Rhythmen sind jeweils
folgende Instrumente zugeschaltet:

MARSSCH: Grosse und kleine Trommel

FOXTROT: Grosse Trommel, Becken, Hi-

Hat

SHUFFLE: Grosse Trommel, Becken, kleine

Trommel, Hi-Hat

JAZZ: Grosse Trommel, Becken, kleine

Trommel, Hi-Hat

SWING: Grosse Trommel, Becken, kleine

Trommel

TANGO: Grosse Trommel, kleine Trommel

WALZER: Grosse Trommel, Becken, Hi-Hat

WESTERN: Grosse Trommel, Claves, Tim-

bale

SLOW-ROCK: Grosse Trommel, Becken,

kleine Trommel

ROCK'N ROLL: Grosse Trommel, Becken,

kleine Trommel

BOSSA NOVA: Grosse Trommel, Becken,

Hi-Hat, Limshot

SAMBA: Grosse Trommel, Becken, Hi-Hat

Claves, Timbale, Bongo

MAMBO: Grosse Trommel, Hi-Hat, Holztrom-

mel, Claves, Timbale, Bongo

CHA-CHA: Grosse Trommel, Hi-Hat,

Holztrommel, Timbale, Bongo

Beguine: Grosse Trommel, Becken, Hi-Hat,

Claves, Timbale, Bongo

BEGUINE: Grosse Trommel, Becken, Hi-

Hat, Claves, Timbale, Bongo

RUMBA: Grosse Trommel, Hi-Hat, Claves,

Holztrommel, Timbale, Bongo

MARCH FOX SHUFFLE JAZZ SWING TANGO WALTZ WESTERN SLOW ROCK ROCK'N BOSSA
TROT SHUFFLE JAZZ SWING TANGO WALTZ WESTERN ROCK ROLL NOVA

SAMBA MAMBO CHA-CHA BEGUINE RHUMBA

START/STOP

RUMBA

BERGUNE

CHA-CHA

MAMBO

SAMBA

BOSSA NOVA

ROCK N ROLL

SLOW ROCK

WESTERN

WALTZ

TANGO

SWING

JAZZ


SHUFFLE

FOX TROT


MARCH

SCHEMA ELETTRONICO DELLO STRUMENTO

EKO *Rhythmaker*



ALL CAPACITORS ARE μ F UNLESS OTHERWISE INDICATED
ALL RESISTORS Ω UNLESS OTHERWISE INDICATED



MODEL	070
REVISION	
DATE	
DESIGNED BY	
CHECKED BY	
APPROVED BY	
DATE	
PROJECT	
DESCRIPTION	SCHEMA ELETTRONICO DELLO STRUMENTO
MODEL	070
REVISION	
DATE	
DESIGNED BY	
CHECKED BY	
APPROVED BY	
DATE	
PROJECT	
DESCRIPTION	SCHEMA ELETTRONICO DELLO STRUMENTO
MODEL	070