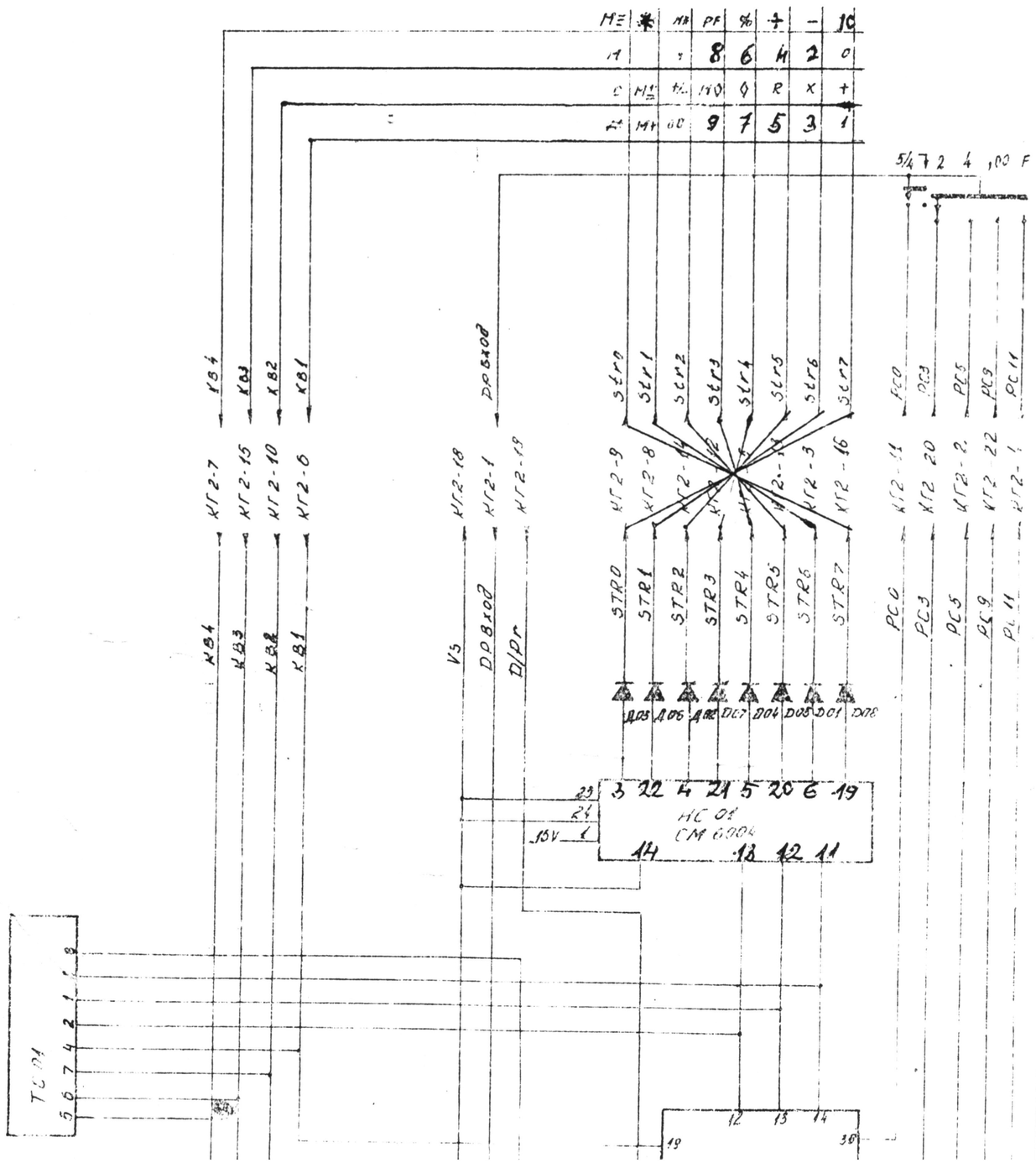
ME * MR PF % + − ÷
1 2 3 4 5 6 7 8 9
C MS MU MD ÷ R × +
= M+ 00 0 1 2 3 4 5 6 7 8 9
5/4 7 2 4 ,00 F
КВ4
КВ3
КВ2
КВ1
Dp8x08
Str0
Str1
Str2
Str3
Str4
Str5
Str6
Str7
РС0
РС3
РС5
РС9
РС11
КГ2-7
КГ2-15
КГ2-10
КГ2-6
КГ2-18
КГ2-1
КГ2-19
КГ2-9
КГ2-8
КГ2-3
КГ2-16
КГ2-11
КГ2-20
КГ2-2
КГ2-22
КГ2-1
V3
DP8x08
D/Pr
STR0
STR1
STR2
STR3
STR4
STR5
STR6
STR7
PC0
PC3
PC5
PC9
PC11
Д03 Д06 Д02 Д07 Д04 Д05 Д01 Д08
ИС 01
СМ 6004
15V
TC 01

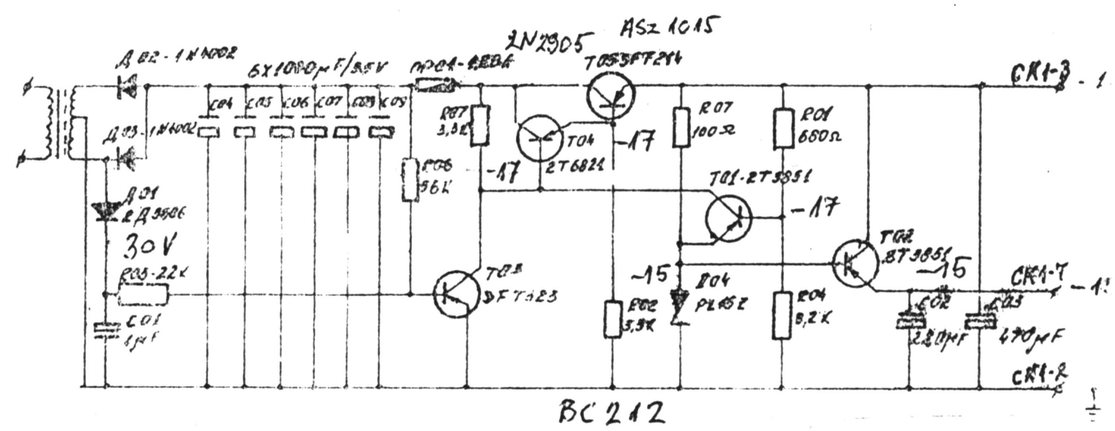
Д02 - 1N4002
6x1000μF/35V
ПР01-400V
2N2905
AS2 1015
T053FT214
СК1-3
Д03 - 1N4002
C04 C05 C06 C07 C08 C09
R07 3,3Ω
T04 2T682Г
R07 100Ω
R01 680Ω
R08 56K
T01-2T3851
Д01 2Д3806
30V
R03-22K
C01 1μF
T08 BFT323
T02 BT3851
R04 PL45Z
R02 3,9K
R04 8,2K
C02 220μF
R03 470μF
СК1-7
СК1-2
BC 212

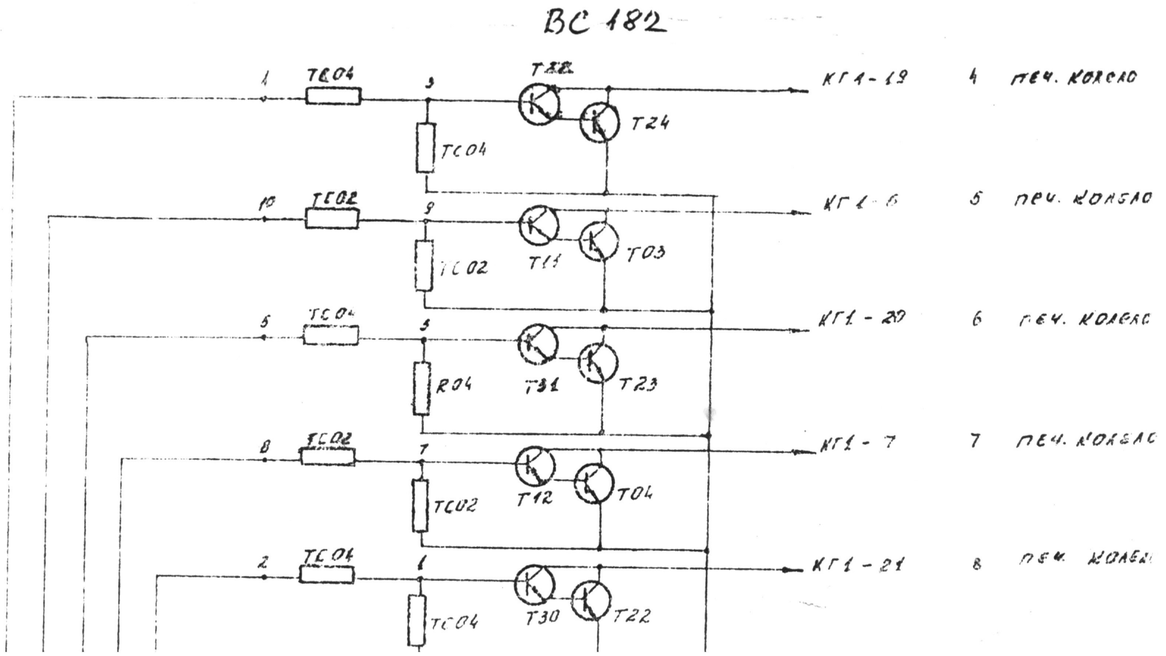
BC 182
TC04
TC02
R04
T24
T03
T11
T31
T23
T12
T04
T30
T22
КГ1-19
КГ1-6
КГ1-20
КГ1-7
КГ1-21
4 печ. колело
5 печ. колело
6 печ. колело
7 печ. колело
8 печ. колело

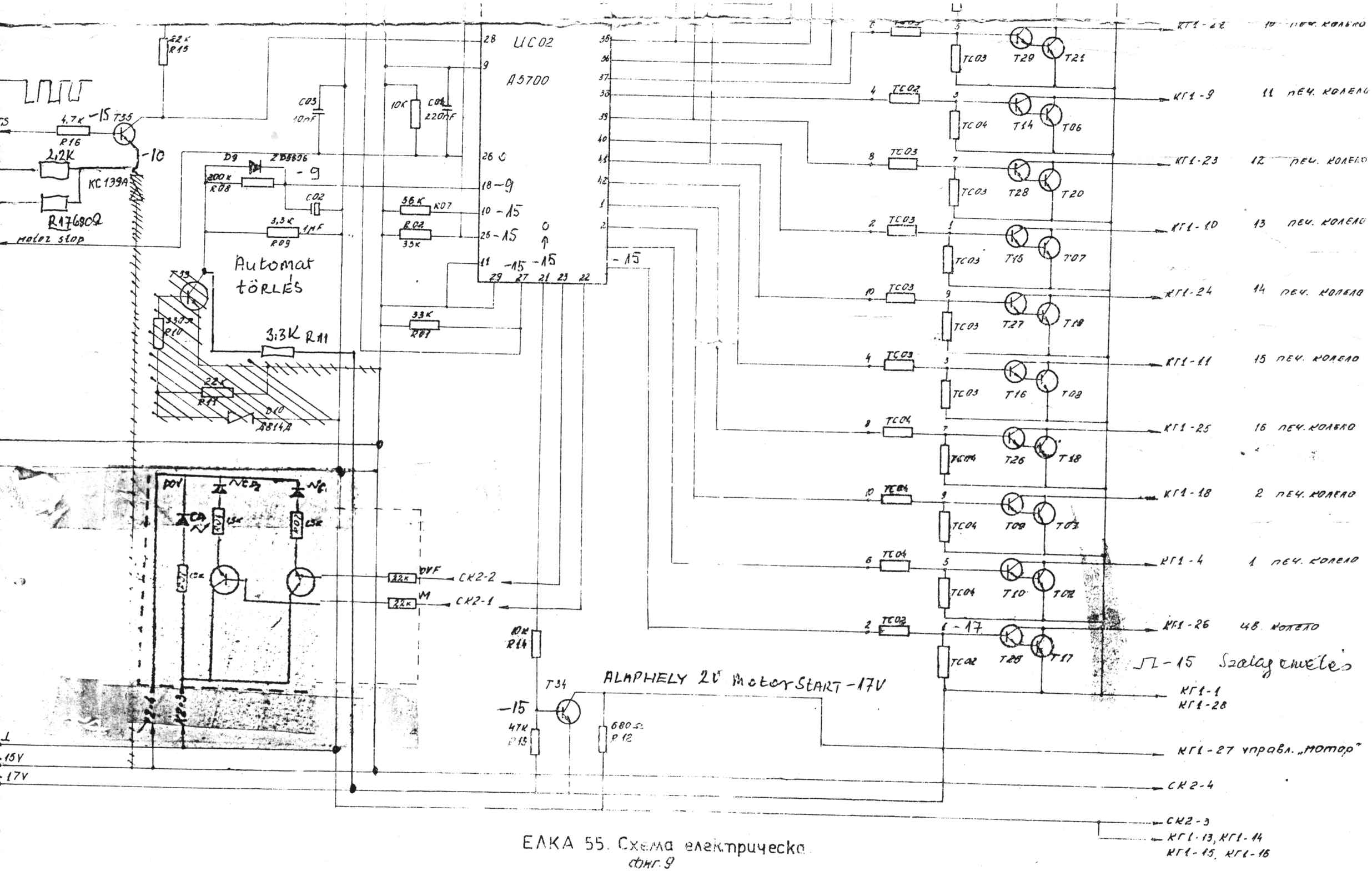

ЕЛКА 55. Схема електрическа
фиг. 9