



Rickenbacker
Professional Guitars



History

Adolph Rickenbacker is shown holding his first hand-made model of the electric steel guitar. This instrument was the beginning of the first popular electric guitar in the world.


The instrument was invented in collaboration with George Beauchamp, who spent countless days and nights experimenting with various magnets and winding coils on his sewing machine. The Rickenbacker Co. was principally a tool and die shop at that time where metal guitar bodies and parts were stamped out for many other manufacturers. Upon completion of the guitar, Adolph Rickenbacker financed and formed the company that produced the instrument.

After its introduction in 1931, musicians nicknamed the instrument the "Frying Pan" or "Pancake" guitar. This guitar was soon used in many large orchestras throughout the country and the new sound of the amplified guitar quickly caught on with a great number of Hawaiian artists.

Sold in conjunction with the original little "Black Box" amplifier, this set retailed for \$125.00 and sold individually for \$62.50. The early guitars were cast aluminum polished to a luster. Aluminum was chosen for the body because it was strong, yet light weight, and held a good tone. Later, technology facilitated the use of bakelite. This early Electro guitar had a longer, narrower neck than the later model and had $\frac{3}{8}$ " thick magnets made of tungsten steel.

The Rickenbacker trade name was soon adopted because it was unusual and easy to remember. During the early years, the "H" spelling was used interchangeably with the correct "K" spelling. Within a few years, Rickenbacker electric Spanish style guitars premiered as the forerunner of today's Rickenbacker products.

This historic instrument is on display at the company headquarters in Santa Ana, California, where all Rickenbacker products continue to be manufactured.



Patents

Patented 6/12 String Converter

Three Rickenbacker models feature this instantaneous 6 through 12 string converter. A flick of the lever lowers and mutes the unwanted strings. Almost like two guitars in one.

Patented Slanted Frets

Super action in super comfort . . . Slanted frets reduce the reach for tough chords and fast runs by matching the natural angle of the fretting fingers.


Instrument color may vary slightly due to the hand finishing process.

Rickenbacker Inc. reserves the right to change models or specifications without prior notice.

© 1975 by Rickenbacker, Inc.

Rickenbacker

World's Most Distinguished Name in Guitars, Amplifiers & Accessories
P.O. Box 2275 / 3895 S. Main Street / Santa Ana, California 92707



Features

Rickenbacker Six Way Guitar Bridge

A master bridge section with six individual saddles allows extremely critical pitch and action adjustments. Unlike many other manufacturers' units, four height/angle adjustments are provided.

Rickenbacker Bass Tailpiece/Bridge

Individually adjustable string bridges, two height adjustments, and a fully adjustable mute make this unit a truly professional device.

Rickenbacker Body Design

Superb balance and a fatigue reducing contour design provide total playing comfort. Most models are carved from solid Maple and exquisitely detailed with exclusive Colorglo finishes.

Exclusive Rickenbacker Head Design

A unique easy tuning head shape still allows plenty of free playing neck space. The unique keywind placement on all twelve string models simplifies tuning.

Rickenbacker Exclusive Hi-Gain Pickups

Hi-gain, super hi-gain, humbucking and bass pickups . . . offering many different designs to fulfill various requirements, all Rickenbacker pickups are conceived, tested and manufactured in our own factory.

Easy Stringing "R" Tailpiece

String changing is fast and convenient with this tailpiece. No hole slot design eliminates tedious string threading.

Exclusive Rick-O-Sound Stereo Output

Most all deluxe models provide a Rick-O-Sound output jack in addition to the regular jack. Used with the ROS Rick-O-Sound kit, this dual output can create stereo and special effects, in addition to noise reduction and tone enhancement.

Exclusive Dual Truss Rod Design

Rickenbacker builds guitar and bass necks with two neck rods. Each side is separately adjustable . . . not compromising one side to bring the other into alignment.

Colors

See price list for available Colorglo finishes.



Model 950

Model 950

The low cost solid body Model 950 remains a $\frac{3}{4}$ size student favorite. Even at this price, individual tone and volume controls for each pickup, Maple body and neck, and a Rosewood fingerboard are standard.

BODY: Solid Maple with all Rickenbacker Colorglo finishes available
Protective nickel plated hardware throughout
NECK: $\frac{3}{4}$ scale, with arched imported Rosewood fingerboard
White position markers

BRIDGE: Bar type, two way adjustable
PICKUPS: Two standard Rickenbacker manufactured pickups
CONTROLS: Four; two bass and two tone
Three way toggle selector
OPTIONAL ACCESSORIES: C900 Standard hard shell case
SIZE: $33\frac{1}{4}$ "L x 13"W x $1\frac{1}{4}$ "D

Model 420-450/12

The Model 450 six string solid body guitar remains a fine standard of Rickenbacker's low cost instruments. Structural rigidity and functional design is insured, due to head to tailpiece neck length. String tension is not transferred to the Maple body, assuring perfect string alignment. Wide pickplate for finish protection. The Model 450/12 is the lowest cost Rickenbacker 12 string available.

BODY: Solid fine quality Maple with your selection of Rickenbacker Colorglo finishes
Gleaming nickel plated fittings
NECK: Choice Maple, topped with Rosewood fingerboard
Two adjustment rods for critical straightness
BRIDGE: Fully adjustable bar type
PICKUPS: Double Rickenbacker created pickups
CONTROLS: Separate tone and volume for each pickup
Three way selector
OPTIONAL ACCESSORIES: C400S Hard shell Standard case
C400D Hard shell Deluxe case
SIZE: 37"L x 13"W x $1\frac{1}{4}$ "D

Model 450





Model 620

Model 620

A fine solid body Blues guitar, the Model 620 offers Deluxe body and electronic features such as front body binding, pearl type neck inlays and Rick-O-Sound output. An adjustable pickplate accommodates individual preferences. Preset tones are simplified by use of the individual tone and volume controls for each pickup.


BODY: Solid Maple with choice of Rickenbacker Colorglo finishes
 Buffed nickel plated hardware throughout with deluxe "R" tailpiece
 Hand bound front edge
BRIDGE: Six way adjustable with individual string saddles
PICKUPS: Two hi-gain Rickenbacker made pickups
CONTROL AND EFFECTS: Separate tone and volume for each pickup
 Three way toggle for pickup selection
 Rick-O-Sound output with fifth control knob
OPTIONAL ACCESSORIES: C600S Standard Hard shell case
 C600D Deluxe case
 ROS Rick-O-Sound Kit
SIZE: 37" L x 13" W x 1 1/4" D

Model 430

A new Rickenbacker design, the Model 430 was created for the discriminating player at an unbelievably low price. Incorporating features found in more Deluxe guitars, it features a selected Mahogany body with easy maintenance natural finish. A double cutaway body gives twenty-four fret access.

BODY: Mahogany with natural finish
 Colorglo finishes as an extra cost option
NECK: Removable Maple with exclusive dual truss rods
 Rosewood fingerboard with white dot fret markers
BRIDGE: Four way adjustable with individual string saddles for critical intonation
PICKUPS: Two Rickenbacker hi-gain type
CONTROLS: Individual tone and volume each pickup
 Three way tone switch
OPTIONAL ACCESSORIES: C430 Hard Shell case
SIZE: 37 1/2" L x 13" W

Model 430



Model 481

Twenty-four slanted frets . . . Pickup phase reversal switch . . . Balanced body style of the famous Rickenbacker bass . . . Two humbucking pickups . . . All combine to make the solid body Model 481 one of our finest performers. The unusually wide range of tones available makes this instrument suitable for most playing styles.

BODY: Top quality Maple construction
Bound front edge on contoured body
Choice of hand buffed Colorglo finishes

NECK: Patented Slanted Frets
Flat Rosewood fingerboard with Pearl style inlays
Bound fingerboard edges

BRIDGE: Six way adjustable for critical intonation and sustain adjustments

PICKUPS: Two Rickenbacker designed and manufactured humbucking pickups

CONTROLS: Individual tone and volume controls for each pickup
Three position pickup selector
Phase reversal switch

OPTIONAL ACCESSORIES: C480 Hard Shell case

SIZE: 39" L x 13 1/4" W x 1 1/4" D



Model 480

Model 480

Incorporating the well balanced body design of the Rickenbacker bass, the Model 480 solid body guitar delivers tones that range from biting treble to resounding mid-ranges. A laminated Maple body and head is precision aligned to a bevel-back neck. Wide pickplate for guitar protection.

BODY: Select Maple with contour edges, balanced dual cutaway design
Nickel plated hardware throughout with Deluxe "R" tailpiece
Choice of super buffed colored finishes

NECK: Removable Maple with sculptural laminated head
Bound Rosewood flat fingerboard with white dot markers

BRIDGE: Six way adjustable with individual string saddles

PICKUPS: Two Rickenbacker manufactured super hi-gain pickups

CONTROLS: Separate tone and volume for each pickup
Three position toggle pickup selector

OPTIONAL ACCESSORIES: C480 Deluxe hard shell case

SIZE: 39" L x 13 1/4" W x 1 1/4" D

Model 481





Model 3001

A full scale version of the Model 3000, the Model 3001 represents a new direction in bass styling which is rapidly winning acclaim from musicians everywhere. Combined with a hum cancelling pickup of extraordinarily wide range and high output, a well balanced body and exceptionally fast playing action, the 3001 is destined to break all previous barriers of bass performance. Like the Model 3000, dual double truss rods, deluxe keys, individual string saddles, and mute are standard.

BODY: Carefully crafted from select seasoned Maple in satin black or brown finish (special high gloss "Colorglo" finishes available as an option)
Contoured front and back for comfort
Double cutaway for full fret access

NECK: Maple and Walnut, laminated for extra strength
Dual double truss rods for four way adjustment
Twenty frets
Imported Rosewood fingerboard with dot markers
Four individual chrome plated heavy duty machine heads

BRIDGE: Heavy duty bridge-tailpiece combination
Four individually adjustable string saddles for precise intonation
Adjustable string mute

PICKUP: Ultra-high gain pickup
Hum cancelling design

CONTROLS: Three controls for precise adjustment of volume, treble boost, and bass boost

SIZE: 44"L x 13"W x 1½"D

OPTIONAL ACCESSORIES: C3001 hard shell case

Model 3000

Amazing tonal range, playing ease and styling detail makes the low cost Model 3000 a favorite performer. An exceptionally high output pickup drives the ultra wide range circuitry and control, delivering a tonal spectrum from thumping bass to crackling treble. Good instrument balance, contoured body edges, and double cutaway design maximize playing ease. Dual neck rods, deluxe keys, hum-cancelling pickup, individual string saddles, and mute are all standard features.

BODY: Seasoned Maple with choice of gloss "Colorglo" or satin finishes

Contoured front and back for comfort
Double cutaway for full fret access

NECK: Maple with laminated head
Dual truss rods for four way adjustment
Twenty-one frets on a 30" scale
Imported Rosewood fingerboard with dot markers

BRIDGE: Heavy duty bridge-tailpiece combination
Individual strong saddles for precise intonation
Adjustable mute

PICKUP: Single ultra-high gain pickup
Hum-cancelling design

OPTIONAL ACCESSORIES: C3000 hard shell case
SIZE: 41"L x 13"W





Model 320

Model 320

A vintage favorite from the Liverpool '60's, the Model 320 thinline acoustic guitar offers three-quarter size for extreme speed and accuracy. The double cutaway construction places all frets on the Rosewood fingerboard in easy reach. The carved, yet lightweight, Maple body resounds with full, rich tonal variations. Two tone and two volume controls, mated with the instantaneous pickup selector, allow the musician to preselect a tone for future use. A two piece pickguard raises and lowers for player style adjustments.

BODY: Front and sides carved from solid Maple
 "F" design soundhole
 Fully proportional $\frac{3}{4}$ size
 All Colorglo finishes available
 "R" tailpiece for stringing ease
 Nickel plated hardware
NECK: Maple with dual adjustment rods
 Twenty-one frets
 Rosewood fingerboard with dot fret markers
BRIDGE: Separately adjustable string saddles
PICKUPS: Three matched pickups
CONTROLS: Four, two tone and two volume
 Triple way preset tone selector
OPTIONAL ACCESSORIES: C300 $\frac{3}{4}$ Standard hard shell case
SIZE: $34\frac{1}{2}$ " L x $12\frac{3}{4}$ " W x $1\frac{1}{2}$ " D

Model 330-340

Model 330, 330/12, 336/12 and 340 comprise the standard thinline series of basic semi-acoustics. The traditional Rickenbacker full cutaway body is carved from Maple and mated to an incredibly thin and precise neck. Topped with a Rosewood fingerboard, this neck can be critically adjusted with Rickenbacker's four way neck rod system. Custom electronics, including Rickenbacker's own high gain pickups, assure consistently good tonal variety. Model 330/12 has twelve strings, while Model 336/12 also has the 6/12 converter.

BODY: Hand buffed Colorglo finishes over a seasoned carved Maple design
 Thick nickel plated metal hardware
NECK: Maple with dual truss rods
 Full scale with twenty-one frets
 Arched Rosewood fingerboard with white dot fret markers
BRIDGE: Six way adjustable with individual string saddles for perfect intonation adjustment
PICKUPS: Two on Models 330 and 330/12. Three on Model 340
 Super high gain, hum protected
CONTROLS: Four, providing separate tone and volume controls for both bass and treble
 Three way toggle tone selector
OPTIONAL ACCESSORIES: C300S Hard shell plush lined case.
 C300D Hard shell plush lined Deluxe case
SIZE: $34\frac{1}{2}$ " L x $12\frac{3}{4}$ " W x $1\frac{1}{2}$ " D

Model 330





Model 360

Model 360-370

Model 360, 360/12, 366/12 and 370 are Deluxe thinline hollow body instruments of uncompromising quality. Total dedication to the carved Maple body and Maple/dark wood laminated neck guarantees precise action and predictable sound. The electronics package includes super gain pickups, individual controls, stereo and monaural outputs. Rapid tone presets are possible with a fifth control and toggle selector. Model 360, 360/12 and 366/12 have two pickups, Model 370 has three. Model 360/12 has 12 strings and Model 366/12 has the 6/12 string converter.

BODY: Hand buffed Colorglo finishes over a seasoned carved Maple design
 Thick nickel plated metal hardware
NECK: Four piece laminated Maple and dark wood construction
 Deluxe keywinds
 Imported Rosewood fingerboard, bound on both edges
 Pearl style inlays
 Two steel truss rods, separately adjustable
BRIDGE: Strong six way adjustable with separate string saddles
PICKUPS: Super hi-gain type
SPECIAL EFFECTS: Two tone and two bass for separate pickup adjustments
 Extra control for stereo balance
OPTIONAL ACCESSORIES: C300S Standard case
 C300D Deluxe hard shell case
 ROS Rick-O-Sound Kit
OPTIONS: add suffix
 — WB White binding both sides
SIZE: 39 1/4" L x 15 1/4" W x 1 1/2" D

Model 362/12

A flip of a switch lets the demanding performer change from six to twelve string sound on this Double Neck instrument. Combines all features of the Model 360 and 360/12. Double body, neck, and soundhole binding offers outstanding protection and beauty.

BODY: Top and back binding standard
 Top quality Maple construction
 "R" Style tailpieces
NECKS: Laminated Maple
 Bound Rosewood fingerboards
 Unique Easy-tune 12-string head
 Pearl type inlays
BRIDGES: Six way with individual string bridges for intonation control
 Split "G" on twelve string neck
PICKUPS: Two hi-gain per neck
CONTROLS: Redundant tone and volume for treble and bass outputs
 Fifth control for Rick-O-Sound stereo and tone balance
OPTIONAL ACCESSORIES: C362D Hard shell case
 ROS Rick-O-Sound Kit
SIZE: 40" L x 18 3/4" W x 1 1/2" D

Model 362/12





Model 4000

Model 4000

A world standard among solid body bass guitars, the Model 4000 is preferred by many professionals for sound and feel. The extremely thin neck, outstanding balance, and body contour provides maximum playing speed and comfort. A sculptured head on the Maple neck and body emphasizes its attractive design.

BODY: Seasoned choice Maple with any of Rickenbacker's

Colorglo finishes
Deeply nickel plated hardware
Back contoured

NECK: Laminated Maple neck and head
Rosewood fingerboard with dot markers
Deluxe keywinds

BRIDGE: Extra heavy duty bridge/tailpiece combination with
individual string saddles
Adjustable mute

PICKUP: Single Rickenbacker wide range style

CONTROLS: Tone and volume
Three way tone preset selector

OPTIONAL ACCESSORIES: C4000 Deluxe case

OPTIONS: add suffix
— FL Fretless with side markers
— LH Left hand

SIZE: 44"L x 13"W x 1 1/4"D

Model 4001

The Model 4001 solid body bass . . . the instrument that moved the bass player to center stage. Favored by renowned bassists throughout the world who recognize its phenomenal ability to reproduce the lowest fundamental and highest punch frequencies simultaneously. Outstanding body balance for playing comfort, along with a striking handbound body and neck, makes this the ultimate in performance basses. The laminated Maple neck runs the entire length of the instrument to keep string tension on one piece of wood. Double neck rods, deluxe keys, hum protected pickups, and individual string bridges are all standard.

BODY: Specially selected seasoned Maple with choice of finishes
Rugged nickel plated hardware
Contour back for body fitting comfort
Double cutaway for full fret access

NECK: Laminated Maple neck and head
Dual truss rods for four way adjustability
Twenty frets on a 33 1/2" scale

Bound imported Rosewood fingerboard with pearl style inlays
BRIDGE: Extra heavy duty combination bridge/tailpiece
Individual string bridges for precision intonation
Adjustable mute

PICKUP: Two Rickenbacker made ultra wide range pickups

SPECIAL EFFECTS AND CONTROLS: Individual tone and volume controls for each pickup
Triple position pickup selector

Separate Rick-O-Sound stereo and mono output jacks

OPTIONAL ACCESSORIES: C4000 Deluxe hard shell case

ROS Rick-O-Sound stereo kit

OTHER MODEL OPTIONS: Fretless, and Left hand





Model 4005

Model 4005-4005/6

Rickenbacker's thinline hollow body bass series provides sound close to an upright but at a fraction of the size. The fully hand bound Maple body and neck is complimented by an inlaid Rosewood fingerboard. The four piece laminated neck utilizes dual truss rods for strength and adjustment ease. Two pickups, with their allied electronics provide both Rick-O-Sound stereo and mono outputs. Model 4005/6 is a companion six string version for extra playing range.

BODY: Solid selected seasoned Maple with Rickenbacker
Choice of Colorglo hand buffed finishes
Premium nickel plated hardware throughout
"R" tailpiece for easy string changing

NECK: Pearl style inlays on bound Rosewood fingerboard
Deluxe easy tuning keywinds
Two truss rods
33½" scale with twenty frets

BRIDGE: Six way adjustable
Individual string carriers for tuning accuracy

PICKUPS: Dual Rickenbacker manufactured in shielded housing

CONTROLS: Three position pickup selection switch
Individual tone and volume controls for each pickup
Fifth knob for present tone and loudness effects
Rick-O-Sound stereo and mono output jacks

OPTIONAL ACCESSORIES: C4005 Plush lined Deluxe case
ROS Rick-O-Sound Kit

SIZE: 48"L x 15"W x 1½"D

Model 4080

The best of the 4001 bass and the 480 guitar combined into one Double Neck instrument . . . A truly deluxe professional machine. Two pickups per neck and switchable electronics feature Rick-O-Sound stereo and mono outputs. Deluxe keys top both laminated Maple necks, detachable from the solid Maple body. The bound Rosewood fingerboard has Pearl type inlays.

BODY: Laminated choice Maple with bound front edge
Contoured balanced body for comfort

NECKS: Dual truss rods in each removable neck
Six string has flat fingerboard with twenty-four frets

BRIDGES: Bass neck has combination tailpiece/bridge for tuning precision
Guitar neck has 6-way channel type

CONTROLS: Neck selector switch
Separate tone and volume controls for treble and bass
Triple position pickup selector

OPTIONAL ACCESSORIES: C4080 Deluxe case
ROS Rick-O-Sound Kit

SIZE: 44"L x 18¾"W x 1½"D

Model 4080



