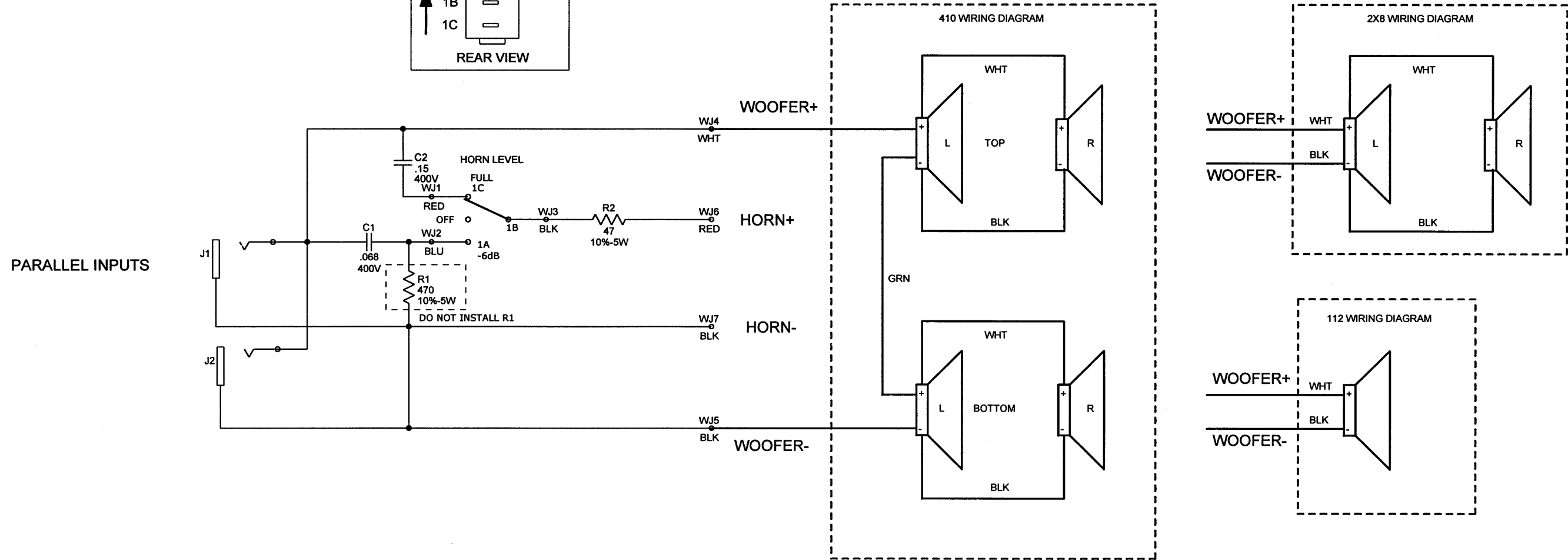
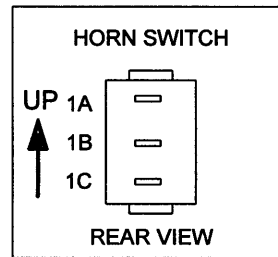


REVISIONS			
REV.	DESCRIPTION	DATE	APPROVED
A	PR983	02-SEP-09	J.H.



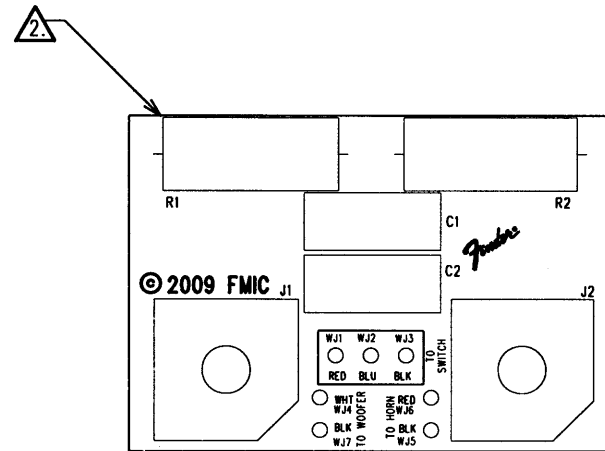
4. R1 NOT INSTALLED.
3. THIS SCHEMATIC IS FOR PCB FABRICATION P/N 0078602000 AND PCB ASSEMBLY P/N 0078601000.
2. ALL UNPOLARIZED CAPACITORS IN  $\mu$ F, 10% OR BETTER; 50V MINIMUM. (POWER SUPPLY BYPASS CAPACITORS ARE 20%).
1. ALL RESISTORS IN OHMS, 5%; 1/4W.

NOTES: (UNLESS OTHERWISE NOTED)

THIS DOCUMENT CONTAINS INFORMATION OF A PROPRIETARY NATURE TO FENDER MUSICAL INSTRUMENTS AND IS SUBMITTED TO YOU IN CONFIDENCE AND SHALL NOT BE DISCLOSED OR TRANSMITTED TO OTHERS WITHOUT AUTHORIZATION FROM FENDER MUSICAL INSTRUMENTS.		<b>MUSICAL INSTRUMENTS</b> Corona, CA U.S.A.	
CHECKED BY: <u>Hank/MCW 9/9</u> DATE: <u>02-SEP-09</u>		TITLE: SERVICE DIAGRAM, COMBINED (schematic) <b>RUMBLE SERIES SPEAKERS</b>	
APPROVED BY: <u>J. HUBBARD</u> DATE: <u>9 SEP 2009</u>		SIZE <b>B</b>	DRAWING NUMBER <b>0078603000</b>
DRAWN: PK CORBIN ENGR: J. HUBBARD	DATABASE FILE: Z983S.SCH	REV. <b>A</b>	SHEET: 1 OF 2
		RELEASE DATE: 02-SEP-09	

REVISIONS			
REV.	DESCRIPTION	DATE	APPROVED
A	PR983	02-SEP-09	J.H.

FILM/DWG: SERVICE DIAGRAM  
 DATABASE: Z983P.PCB DATE: 02-SEP-09



R1 NOT INSTALLED.  
 1. SEE SHEET 1 FOR VALUES AND TEST CONDITIONS.  
 NOTES: (UNLESS OTHERWISE NOTED)

THIS DOCUMENT CONTAINS INFORMATION OF A PROPRIETARY NATURE TO FENDER MUSICAL INSTRUMENTS AND IS SUBMITTED TO YOU IN CONFIDENCE AND SHALL NOT BE DISCLOSED OR TRANSMITTED TO OTHERS WITHOUT AUTHORIZATION FROM FENDER MUSICAL INSTRUMENTS.		MUSICAL INSTRUMENTS Corona, CA U.S.A.	
CHECKED BY: <u>M. Wilken</u> DATE: <u>09-SEPT-09</u>		TITLE: SERVICE DIAGRAM, COMBINED (PCB assy) RUMBLE SERIES SPEAKERS	
APPROVED BY: <u>J. HUBBARD</u> DATE: <u>9SEP2009</u>		SIZE: <b>B</b>	REV. <b>A</b>
DRAWN: PK CORBIN ENGR: J. HUBBARD		DRAWING NUMBER: 0078603000	
DATABASE FILE: Z983P.PCB		RELEASE DATE: 02-SEP-09	SHEET 2 OF 2