


MX902

Professional Compact Mixer



Thank you for purchasing the ROLLS MX902 Professional Mixer. This unit is designed and manufactured to provide years of useful service. Please read the following manual carefully.

The MX902 is a compact mixer for small mixing applications. It has an external power supply adding to it's already quiet and transparent operation. An important feature of the MX902 is it's ability to operate on +12 to +16 Volts DC. This means that the unit is perfect for mobile sound reinforcement where a car or camera battery may be the only source of power. The MX902 is in a durable steel chassis, and may be optionally rackmounted.

FEATURES

- Runs on +12 Volts DC - perfect for mobile operation
- 3 XLR Mic Inputs each with trim control
- 9 Total 1/4" unbalanced inputs, RCA Tape Inputs
- +24 Volt Phantom Power
- 2-band EQ
- 2 Auxiliary Sends; 1 pre-fade, 1 post-fade
- 2 Stereo Auxiliary Returns
- Balanced 1/4" Outputs
- Tape Outputs are pre-Master fader
- Tape Inputs share the Aux 1 bus
- Headphone Output w/level control

INSPECTION

1. Unpack and inspect the MX902 box and package.

If obvious physical damage is noticed, contact the carrier immediately to make a damage claim. We suggest saving the shipping carton and packing materials for safely transporting the unit in the future.

2. Please complete the Warranty Registration Card and return it to the factory.

TABLE OF CONTENTS

Introduction	1
Features	
Inspection	
Front Panel Description	2
Channel Descriptions	
The EQ Section	
The Auxiliary Section	
Pan/Bal Controls	
Level Control	
Master Section	
Auxiliary Return Controls	
Headphone	
Master Level	
Jack Panel Description	3
Channel Inputs	
Trim Controls	
Main Right and Left Outputs	
Auxiliary Outputs and Inputs	
Phantom Powering	
Operation	4
Signal Processor Connection	5
Live Example	
Schematic	6
Specifications and Warranty	Rear Cover

Front Panel

CHANNEL DESCRIPTIONS

HIGH: Boosts or cuts the 12.5 kHz or high frequency portion of the signal.

LOW: Boosts or cuts the 60 Hz or low frequency portion of the signal.

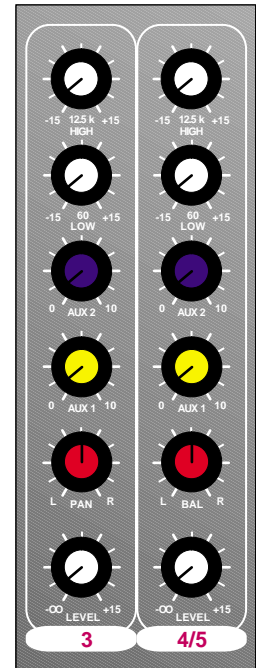
AUX 2: Controls the amount of post-fader signal that is sent to the Aux 2 bus and output.

AUX 1: Controls the amount of pre-fader signal that is sent to the Aux 1 bus and output.

PAN: Varies the amount of relative signal sent from Channels' 1 through 3 to the Main Level control.

BAL: Varies the amount of stereo signal from channels 5/6 through 8/9 to the Main Level control.

LEVEL: Controls the overall output signal level of the channel.



MASTER DESCRIPTIONS

AUX 2 RETURN: Controls the amount of input signal from the RCA Aux 2 Return jacks.

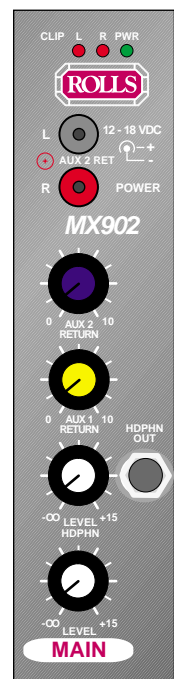
AUX 1 RETURN: Controls the amount of input signal from the Aux 1 Right and Left Return jacks.

HEADPHONE LEVEL: Controls the amount of level of signal from the Headphone Output.


HEADPHONE OUTPUT: 1/4" TRS stereo jack for connection to stereo headphones.

NOTE: Do not use a mono 1/4" TS plug in this jack. Doing so may result in serious damage to the MX902.

MAIN LEVEL: Controls the amount of signal sent to the Right/Left output jacks.



Jack Panel Description



Channels 1 through 3

MIC INPUT: XLR input jack for microphone level or balanced signals.

TRIM: Controls the amount of input gain from +6 to +50 dB.

LINE: 1/4" unbalanced input for instrument or line level signals.

PHANTOM POWER SWITCH: Engages the +24 volts of phantom power, used to power condenser microphones.

Channels 4/5 through 8/9

LEFT: 1/4" unbalanced input for instrument or line level signals.

RIGHT: 1/4" unbalanced input for instrument or line level signals.

Master

AUX 1 and 2 SEND: 1/4" unbalanced jacks for sending out the signals present on the Aux 1 and 2 buses.

RIGHT OUT: 1/4" TRS balanced main right output.

LEFT OUT: 1/4" TRS balanced main left output.

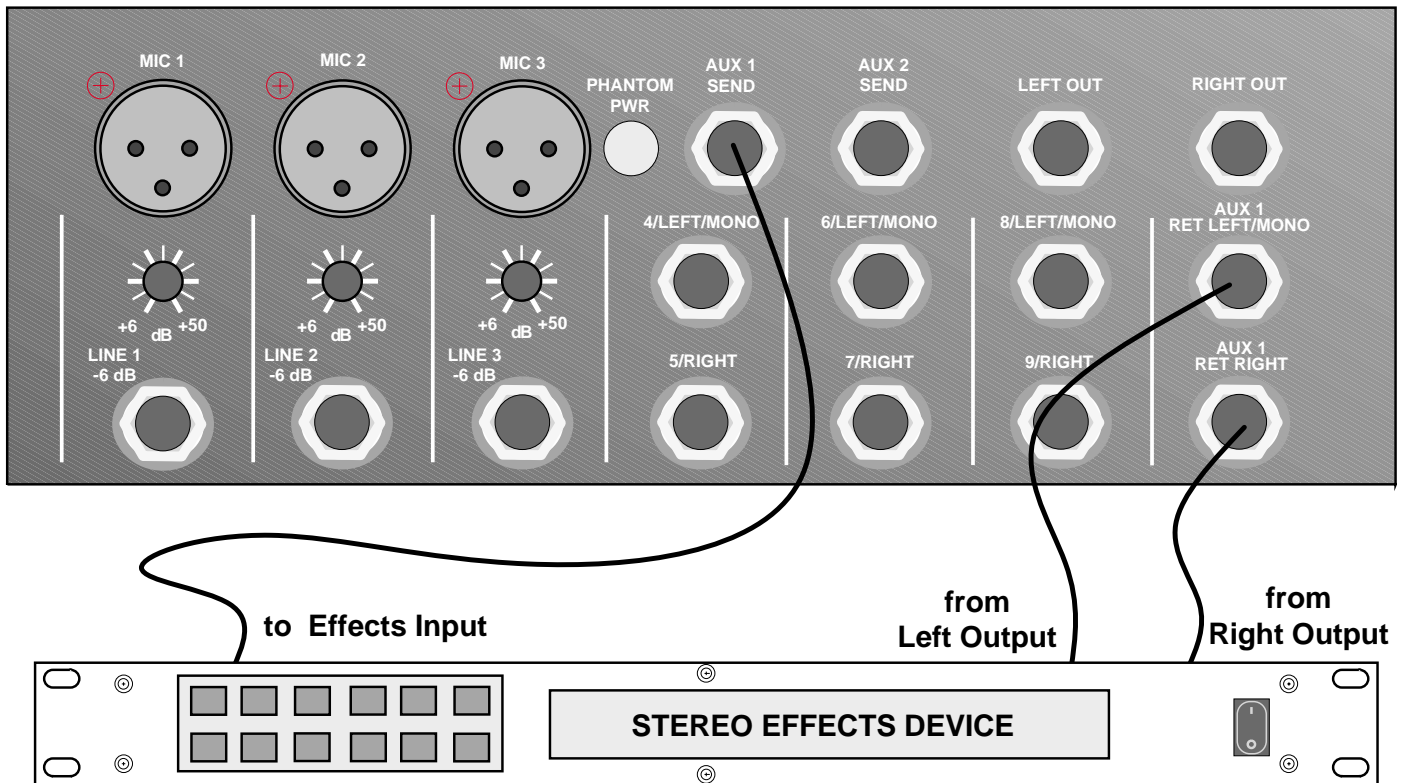
AUX 1 RET. RIGHT and LEFT: 1/4" unbalanced jacks for receiving stereo signals sent from the Aux 1 bus (usually through an effects processor).

AUX 2 RET. Stereo RCA jacks for receiving stereo signals sent from the Aux 2 bus, or may be used as an auxiliary stereo source input such as a CD or cassette player.

Side Panel

12 - 18 VDC: For connection to a sleeve positive, DC power adapter.

POWER Switch: Applies power to the MX902 when connected to a proper power source.



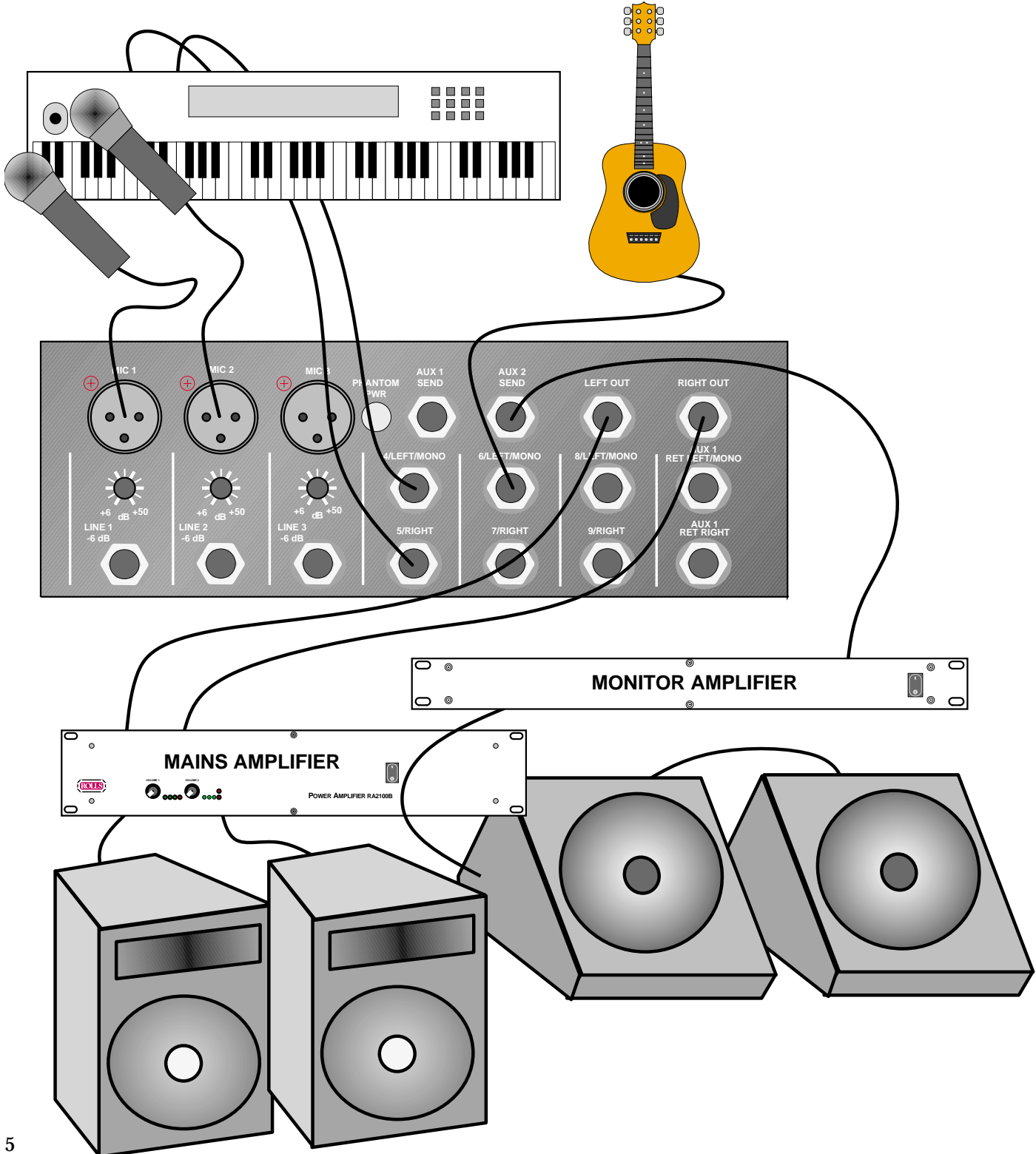
SIGNAL PROCESSOR CONNECTION

Use Aux 1 Output to connect to the Input of your signal processor which may be an echo unit, a reverb, or multi effects unit. Aux 1 is used because the signal is taken after the channel fader which is a typical setup for a signal processor. The right and left outputs of the processor are then connected to the Aux 1 Right and Left Return jacks. The level of signal going into the signal processor is controlled by the Aux 1 control on each individual MX902 channel, and the signal processor's input level control. The level of signal going back into the MX902 is controlled by Aux 1 Return Level control on the MX902 front panel, and by the signal processor's output level control.

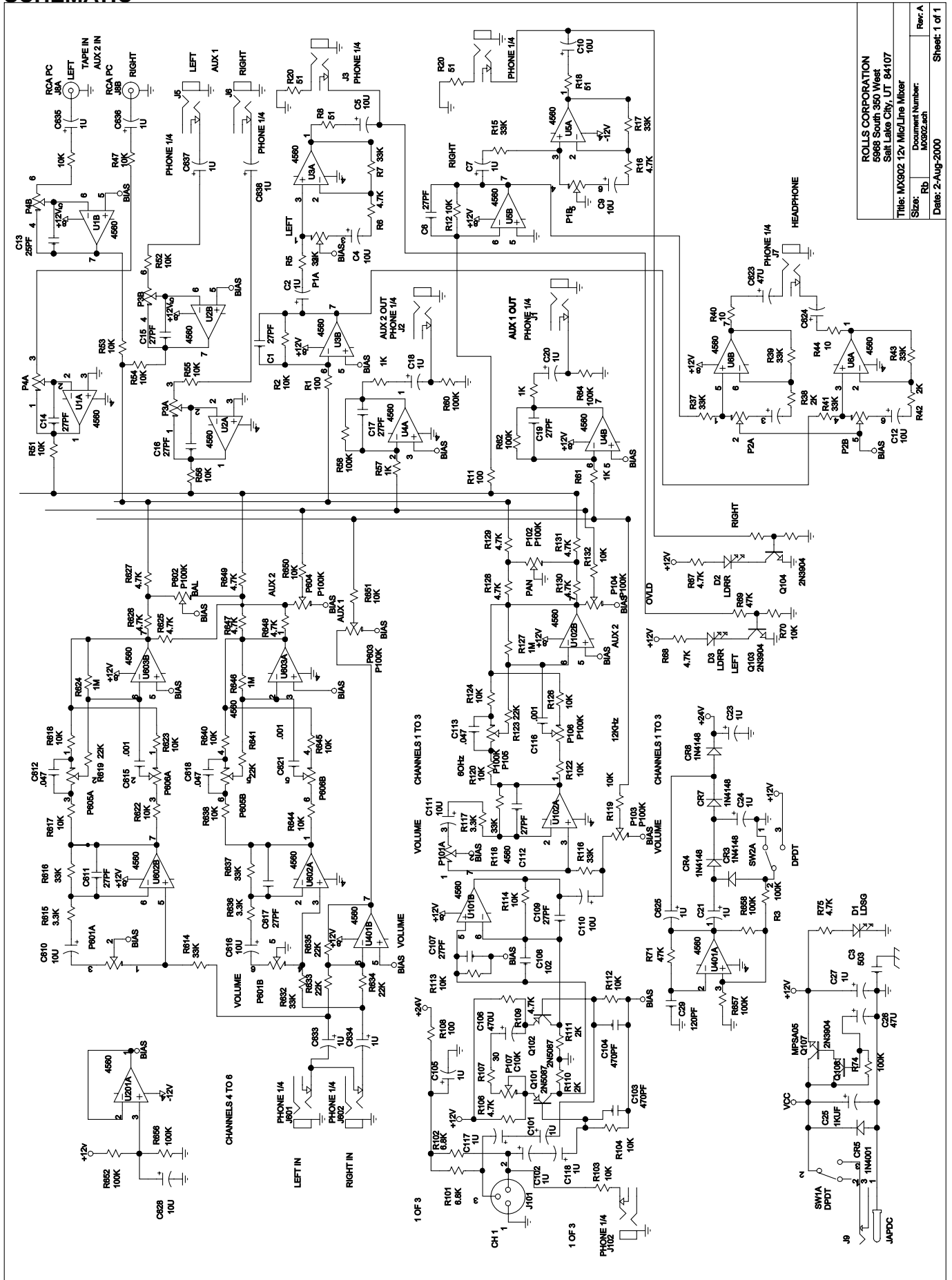
LIVE CONNECTION EXAMPLE

The diagram shown below is a possible connection scheme for a live application. Connect instruments and microphones to the appropriate input jacks. If condenser microphones requiring phantom power are being used, press the Phantom Power switch in. Aux 2 is used as a monitor output because the signal is taken before the channel fader - this is typically a monitor send. Aux 1 may be connected to a signal processor as shown on page 4.

Connect the Right and Left main outputs to the main amplification system. If the system being used is mono, either MX902 Right or Left output may be used.



SCHEMATIC



ROLLS CORPORATION
 5886 South 350 West
 Salt Lake City, UT 84107

Title: MX902 12V MicroLine Mixer
 Size: Rb Document Number: MX902.sch
 Date: 2-Aug-2000

Rev: A
 Sheet: 1 of 1

SPECIFICATIONS

Input Impedance:	10kW bal./unbal.
Output Impedance:	50W
Max Input Level:	+4 dBm XLR, +10 dBV 1/4"
Output Level:	+12 dBV max
Max Gain:	80 dB XLR, 74 dB 1/4"
Phantom Power:	+24 Volts DC
EQ Centers:	High: 12.5kHz Low: 60Hz
S/N Ratio:	128 dB
THD:	<.003%
IMD (SMPTE):	<.003%
CMRR:	52 dB (typ.) Mic
Size:	9" x 10" x 1.64"
Weight:	3 lbs.
Power:	+12 VDC, 150 mA

LIMITED WARRANTY

This product is warranted to the original consumer purchaser to be free from defects in materials and workmanship under normal installation, use and service for a period of one (1) year from the date of purchase as shown on the purchaser's receipt.

The obligation of Rolls Corporation under this warranty shall be limited to repair or replacement (at our option), during the warranty period of any part which proves defective in material or workmanship under normal installation, use and service, provided the product is returned to Rolls Corporation, TRANSPORTATION CHARGES PREPAID. Products returned to us or to an authorized Service Center must be accompanied by a copy of the purchase receipt. In the absence of such purchase receipt, the warranty period shall be one (1) year from the date of manufacture.

This warranty shall be invalid if the product is damaged as a result of defacement, misuse, abuse, neglect, accident, destruction or alteration of the serial number, improper electrical voltages or currents, repair, alteration or maintenance by any person or party other than our own service facility or an authorized Service Center, or any use violative of instructions furnished by us.

This one-year warranty is in lieu of all expressed warranties, obligations or liabilities. ANY IMPLIED WARRANTIES, OBLIGATIONS, OR LIABILITIES, INCLUDING BUT NOT LIMITED TO THE IMPLIED WARRANTIES OF MERCHANTABILITY AND FITNESS FOR A PARTICULAR PURPOSE, SHALL BE LIMITED IN DURATION TO THE ONE YEAR DURATION OF THIS WRITTEN LIMITED WARRANTY. Some states do not allow limitations on how long an implied warranty lasts, so the above limitation may not apply to you.

IN NO EVENT SHALL WE BE LIABLE FOR ANY SPECIAL, INCIDENTAL OR CONSEQUENTIAL DAMAGES FOR BREACH OF THIS OR ANY OTHER WARRANTY, EXPRESSED OR IMPLIED, WHATSOEVER. Some states do not allow the exclusion or limitation of special, incidental or consequential damages so the above limitation or exclusion may not apply to you. This warranty gives you specific legal rights, and you may also have other rights which vary from state to state.

