
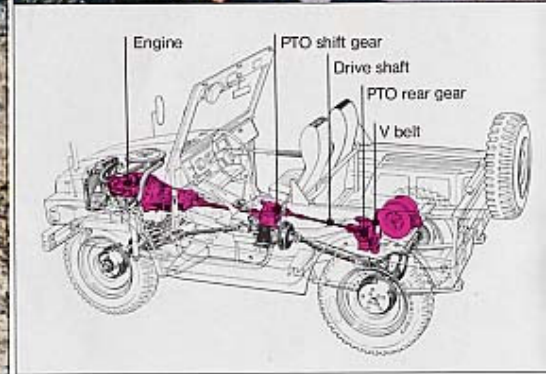




VERSATILE ENOUGH TO HANDLE ANY JOB



The multi-purpose Suzuki LJ50 is designed to meet a wide variety of industrial needs. It is economical and reliable transportation. Four-wheel-drive goes where the roads don't. For transportation, towing, administration of forests and many specialized tasks. Including snow removal, fire-fighting pump truck, mail delivery.



PTO WIDENS THE SCOPE OF ACTIVITIES


PTO (power-take-off) enables the LJ50 to power winches, pumps and other equipment. The winch is installed on the rear bed and its liftable load is 500 kg (1,100 lb). Operation can be conveniently controlled from the driver's seat. PTO and winch set are available as optional parts.



FOR VAN LUXURY
SUZUKI
LJ50V

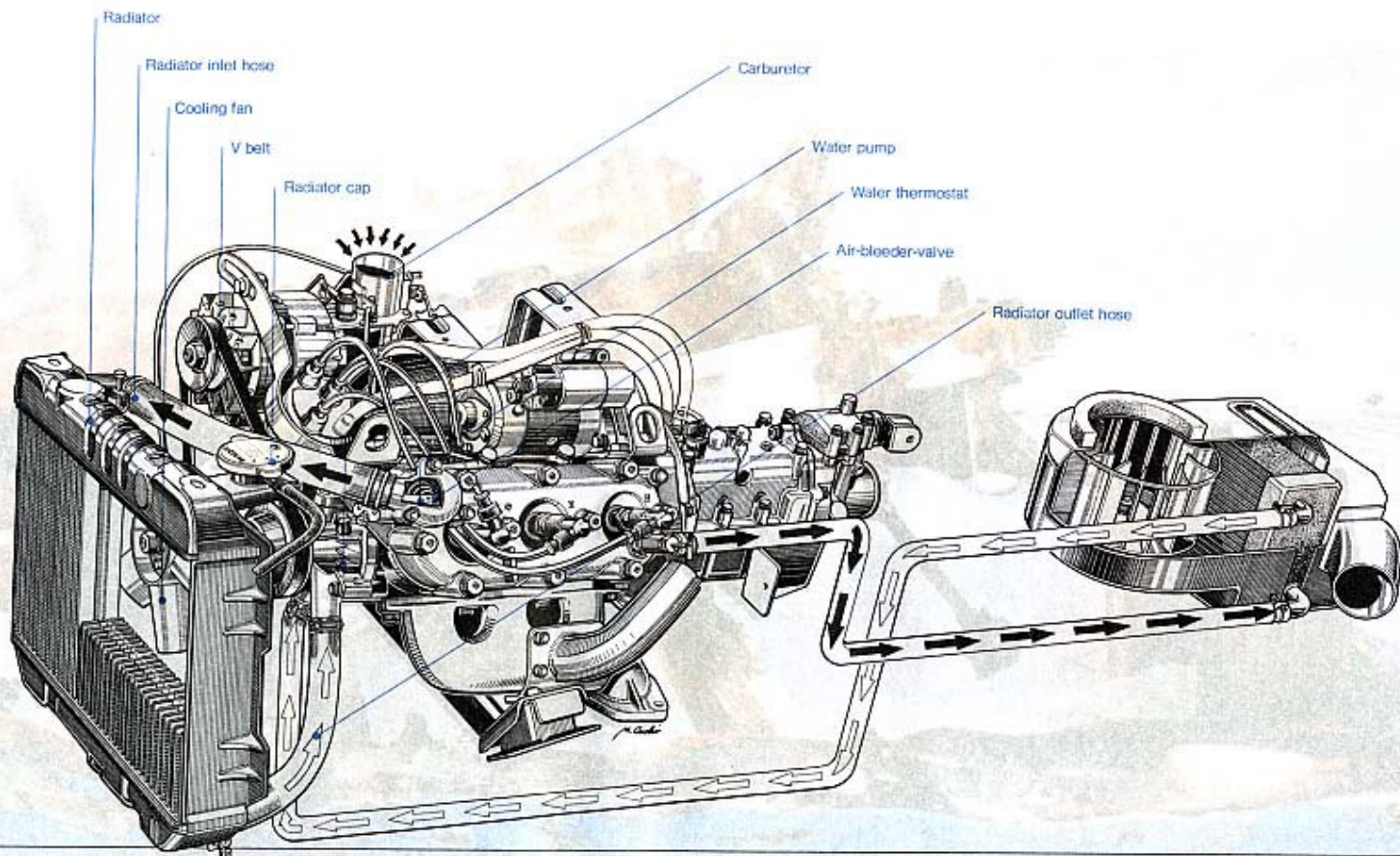
This is the same rugged four-wheel-drive vehicle with a few urban touches added. A steel cab provides additional comfort, while enhancing the clean exterior lines. You'll be right at home in the city or wild countryside.





EVERYTHING IS WITHIN EASY DRIVER REACH


At a glance you can see instruments in clear view and all controls are efficiently located in easy reach. The driver is surrounded in cockpit convenience. He has complete command of the LJ50.




**TOUGH!
WATER-COOLED 2-STROKE
3-CYLINDER ENGINE**

LJ50 is powered by a high performance "water-cooled" 2-stroke 3 cylinder engine that enables LJ50 to fully exhibit the power of its four-wheel-drive.
"Reed-valve" providing superior suction efficiency are adopted to enable the engine to exhibit the power to its maximum capacity. Consequently, the engine is powerful and tough, producing high torque at low and medium speeds. The method

of cooling employed is to cool the radiator located in front simultaneously by air from the front and by a cooling fan. This system exhibits superior cooling effect that does not change cylinder temperature even during extended driving over a long period. The engine is powerful and withstands the uses under any severe conditions.








ジムニー55
魅力の5ポイント

550・3気筒水冷、静かで、ねばり強いハイトルク新エンジンを搭載して、注目のデビューです。4輪駆動ドライブに大きなゆとりをプラス。あらゆる条件での走行に、たのもしさが加りました。4輪駆動の世界を余裕十分に走るジムニー55。男の職場の最前線で、巾広いレジャーの中で真価の光る車です。精悍なスタ

4

4輪駆動に余裕をプラス。新エンジン搭載のジムニー55



ジムニー55
魅力の5ポイント

- 余裕の3気筒水冷。静かでねばり強いハイトルク新型エンジン。
- 登坂力39.7°、砂地、雪道、山坂に強い、4輪駆動。
- シートベルト、ヘッドレスト、ドアロック、強化されたバンパーなど数々の安全装備。
- 3気筒の排気干渉の利用によるスズキ独自の排出ガス対策。
- 後部についたスペアタイヤが、衝撃を柔らげ安全性も向上。

550・3気筒水冷、静かで、ねばり強いハイトルク新エンジンを搭載して、注目のデビューです。4輪駆動ドライブに大きなゆとりをプラス。あらゆる条件での走行に、たのもしさが加わりました。4輪駆動の世界を余裕十分に走るジムニー55。男の職場の最前線で、巾広いレジャーの中で真価の光る車です。精悍なスタイ

ルも、たまらない魅力です。直線を基調にした荒けつりの男性的なボデーライン。安全性を向上した後部についたスペアタイヤ。強度を向上して、グッと張り出した太いバンパー……まさに本格派の男の乗り物です。前窓を倒してフルオープン走行……自然の中でも、街中でも、それが、いちばん似合うジムニー55です。

ラス。 **新エンジン搭載のジムニー55、注目のデビュー!**